



US00D885267S

(12) **United States Design Patent** (10) **Patent No.:** **US D885,267 S**  
**Tanghe** (45) **Date of Patent:** **\*\* May 26, 2020**

(54) **FRONT BUMPER FOR A VEHICLE**  
(71) Applicant: **Bayerische Motoren Werke Aktiengesellschaft, Munich (DE)**  
(72) Inventor: **Pascal Tanghe, Munich (DE)**  
(73) Assignee: **Bayerische Motoren Werke Aktiengesellschaft, Munich (DE)**

D748,543 S 2/2016 Nixxl  
D772,122 S \* 11/2016 Zurian ..... D12/169  
D787,377 S \* 5/2017 Al Attar ..... D12/92  
D787,990 S \* 5/2017 Kozub ..... D12/169  
D803,100 S \* 11/2017 Forschner ..... D12/92  
D803,112 S \* 11/2017 Tomita ..... D12/169  
D823,746 S 7/2018 Lim  
D825,412 S \* 8/2018 Luk ..... D12/169  
D825,414 S \* 8/2018 De Bono ..... D12/169  
D844,508 S \* 4/2019 Elstner ..... D12/169  
D855,510 S \* 8/2019 Nissl ..... D12/169

(\*\*) Term: **15 Years**

**FOREIGN PATENT DOCUMENTS**

(21) Appl. No.: **29/676,799**

WO WO DM/066376 4/2005  
WO WO DM/084986 5/2015

(22) Filed: **Jan. 15, 2019**

\* cited by examiner

(30) **Foreign Application Priority Data**

Jul. 24, 2018 (DE) ..... 40 2018 100 731

(51) **LOC (12) Cl.** ..... **12-16**

(52) **U.S. Cl.**  
USPC ..... **D12/169**

(58) **Field of Classification Search**  
USPC .... D12/169, 164, 196, 171, 163, 86, 90-92;  
293/102, 113, 115, 117, 120; 296/180.1,  
296/180.2

CPC ..... B60R 19/02; B60R 19/04; B62D 25/08  
See application file for complete search history.

(56) **References Cited**

**U.S. PATENT DOCUMENTS**

D514,039 S 1/2006 Baum  
D716,199 S \* 10/2014 Beermann ..... D12/169  
D735,096 S \* 7/2015 Nissl ..... D12/169

*Primary Examiner* — Melody N Brown  
(74) *Attorney, Agent, or Firm* — Crowell & Moring LLP


(57) **CLAIM**

The ornamental design for a front bumper for a vehicle, as shown and described.

**DESCRIPTION**

FIG. 1 is a front view of a front bumper for a vehicle according to the design;  
FIG. 2 is a right, front perspective view thereof;  
FIG. 3 is a left, bottom perspective view thereof;  
FIG. 4 is a right side view thereof;  
FIG. 5 is a left side view thereof;  
FIG. 6 is a top view thereof;  
FIG. 7 is a bottom view thereof; and,  
FIG. 8 is a rear view thereof.

**1 Claim, 8 Drawing Sheets**



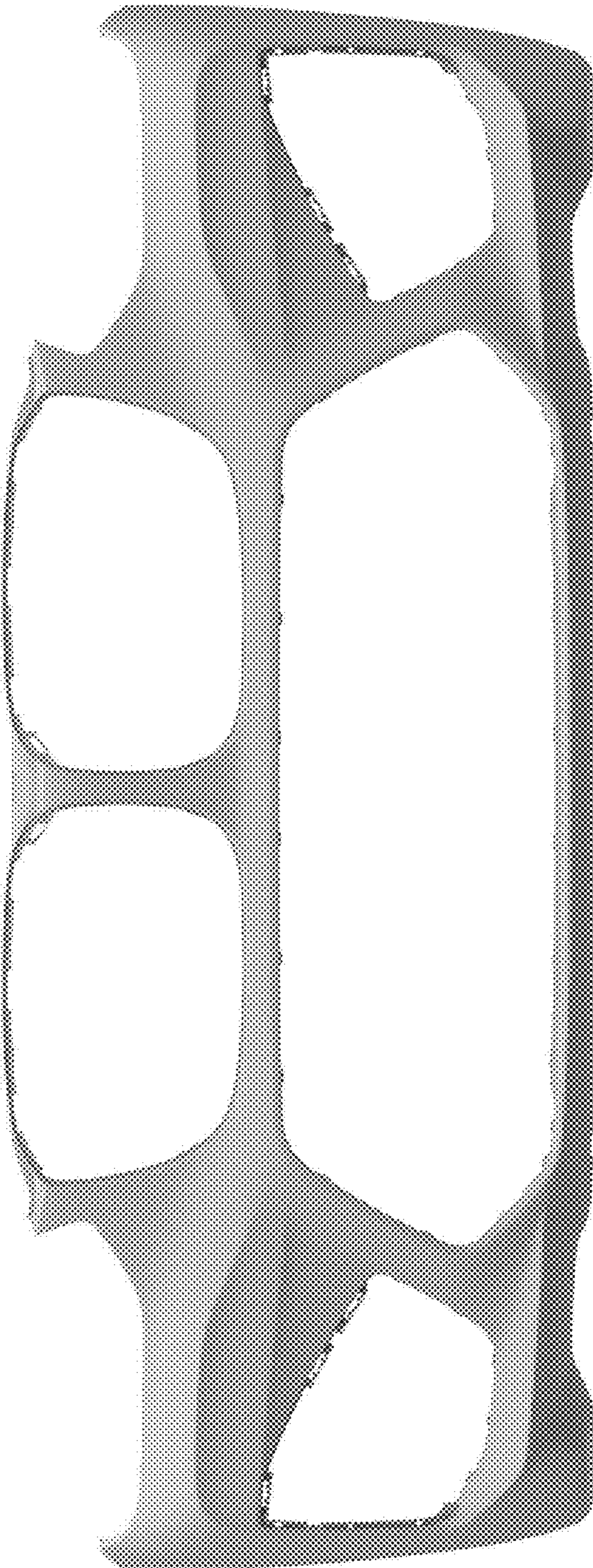


Fig. 1

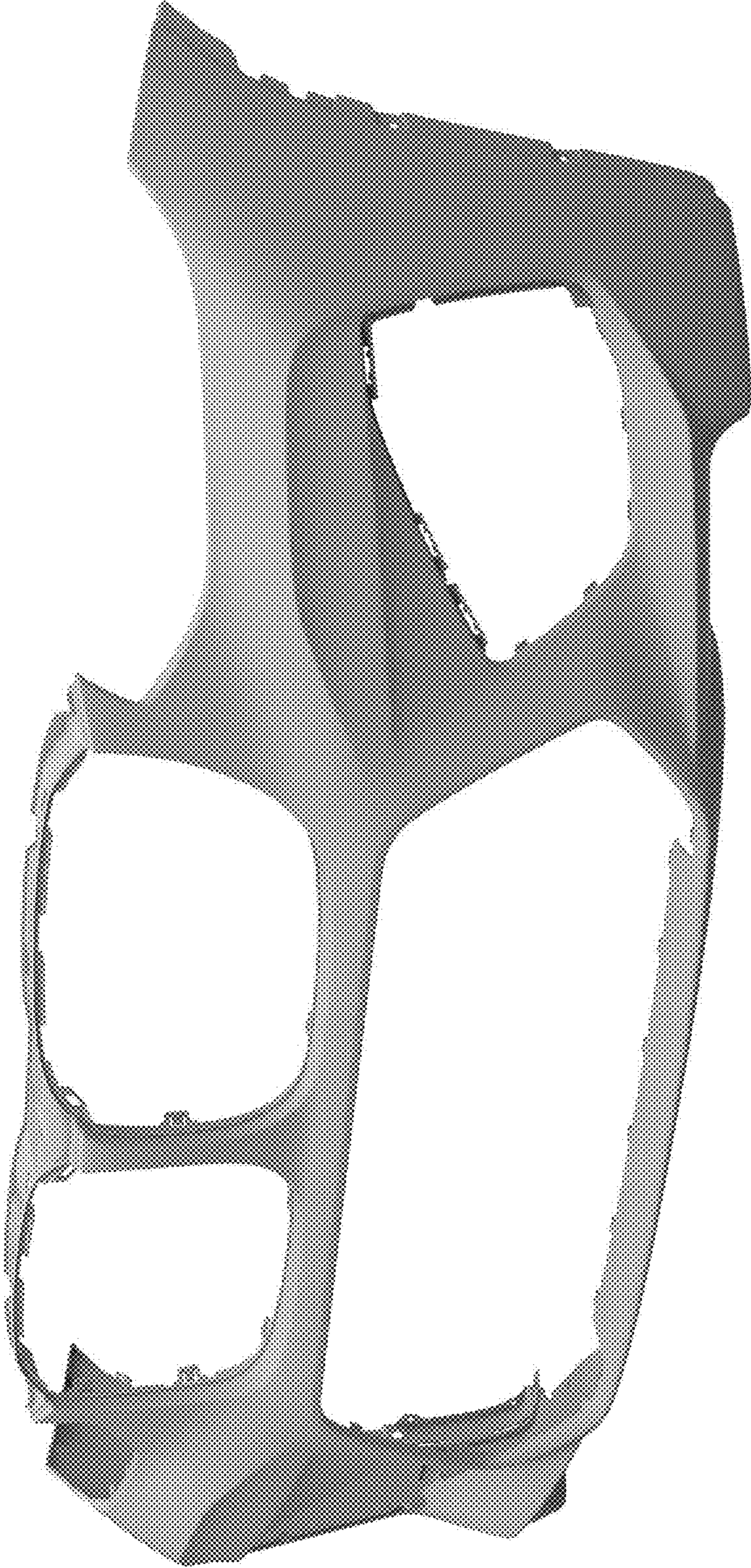


Fig. 2




Fig. 3

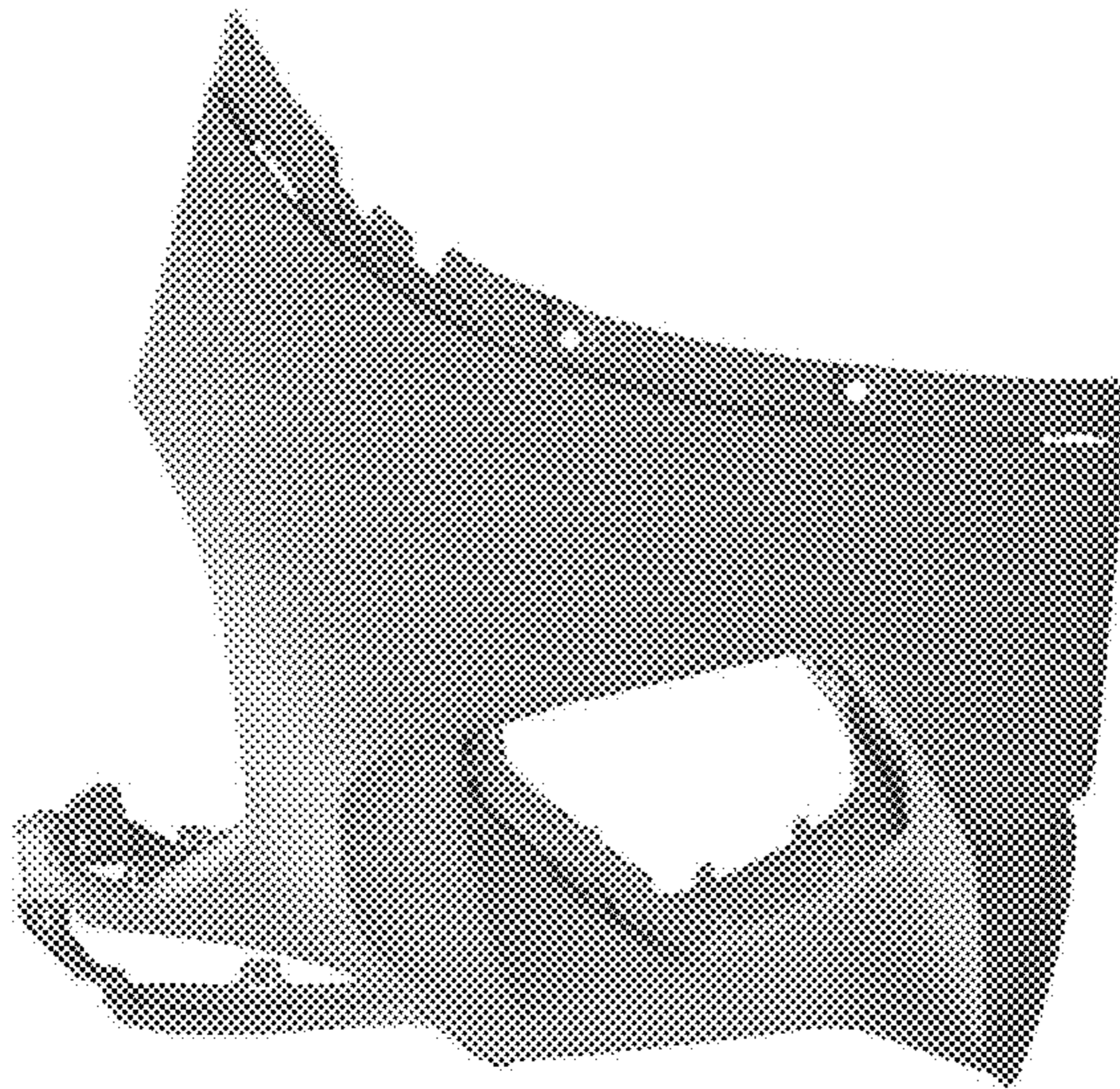


Fig. 4




Fig. 5




Fig. 6

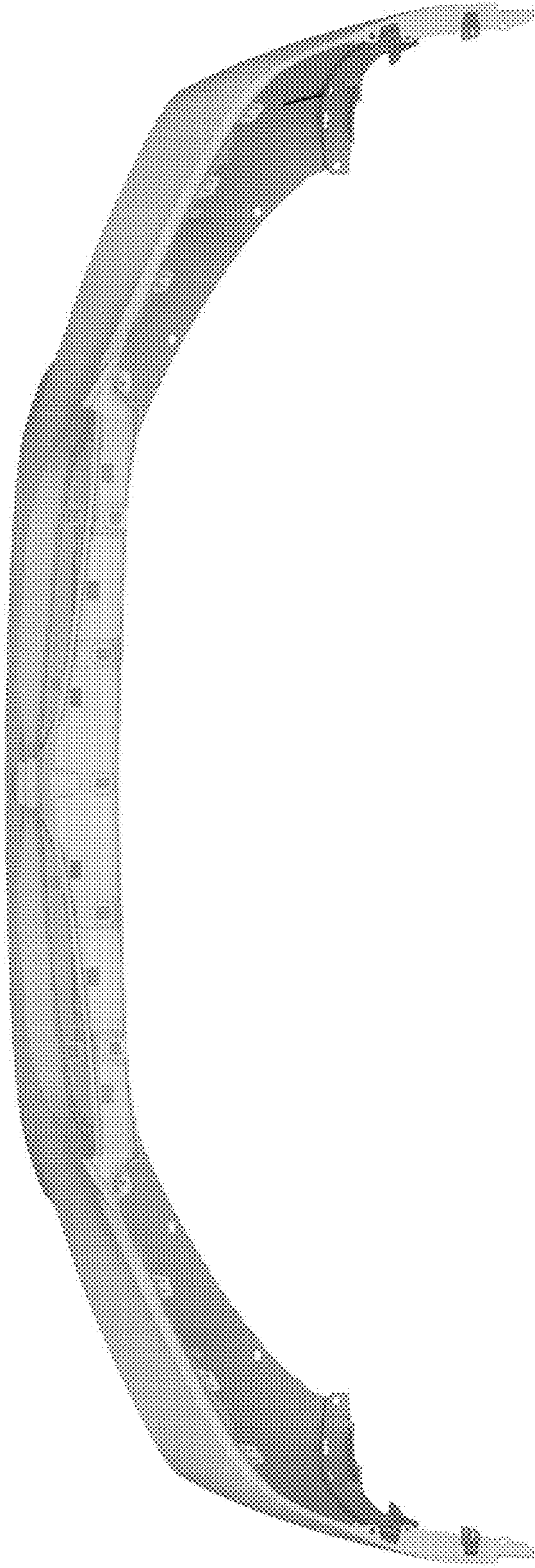


Fig. 7






Fig. 8