



US00D885259S

(12) **United States Design Patent** (10) **Patent No.:** **US D885,259 S**
Li et al. (45) **Date of Patent:** **** May 26, 2020**

(54) **AUTOMOBILE GRILL**
(71) Applicant: **BYD COMPANY LIMITED**,
Shenzhen, Guangdong (CN)
(72) Inventors: **Leyang Li**, Shenzhen (CN); **Wenquan Tang**, Shenzhen (CN); **Changshu Shangguan**, Shenzhen (CN)
(73) Assignee: **BYD Company Limited** (CN)
(**) Term: **15 Years**
(21) Appl. No.: **29/603,727**
(22) Filed: **May 11, 2017**
(30) **Foreign Application Priority Data**
Nov. 15, 2016 (CN) 2016 3 0553334
(51) **LOC (12) Cl.** **12-16**
(52) **U.S. Cl.**
USPC **D12/163**
(58) **Field of Classification Search**
USPC D12/86, 88, 90-92, 163, 169, 173, 196
CPC B62B 9/16; B60K 11/08; B60R 19/52
See application file for complete search history.

(56) **References Cited**
U.S. PATENT DOCUMENTS
7,252,312 B1 * 8/2007 Shen B60R 19/52
293/115
D581,325 S * 11/2008 Zheng D12/169
D701,151 S * 3/2014 Cartabiano D12/169
D708,991 S * 7/2014 Matsuno D12/163
D709,800 S * 7/2014 Cartabiano D12/91
D711,785 S * 8/2014 Tabata D12/92
D737,182 S * 8/2015 Takei D12/169
D737,737 S * 9/2015 Kim D12/169
D748,021 S * 1/2016 Iwanaga D12/169
D751,955 S * 3/2016 Takei D12/169

D751,956 S * 3/2016 Hirai D12/169
D751,957 S * 3/2016 Tomatsu D12/169
D751,958 S * 3/2016 Tomatsu D12/169
D752,486 S * 3/2016 Sperling D12/169
D760,131 S * 6/2016 Kanno D12/169
D774,998 S * 12/2016 Munakata D12/163
D775,011 S * 12/2016 Okue D12/169
D780,647 S * 3/2017 Kanasugi D12/169
D784,214 S * 4/2017 Kanasugi D12/169
D800,032 S * 10/2017 Yokoi D12/169
D800,033 S * 10/2017 Yokoi D12/169
D807,238 S * 1/2018 Komuro D12/163
D807,240 S * 1/2018 Perkins D12/163
D815,987 S * 4/2018 Lian B60K 11/085
D12/91
D818,398 S * 5/2018 Bridan B60R 19/52
D12/91
2014/0291056 A1 * 10/2014 Takanaga B60K 11/085
180/274

(Continued)

Primary Examiner — Robin V Webster
Assistant Examiner — Rachel A Voorhies
(74) *Attorney, Agent, or Firm* — Calfee, Halter & Griswold LLP

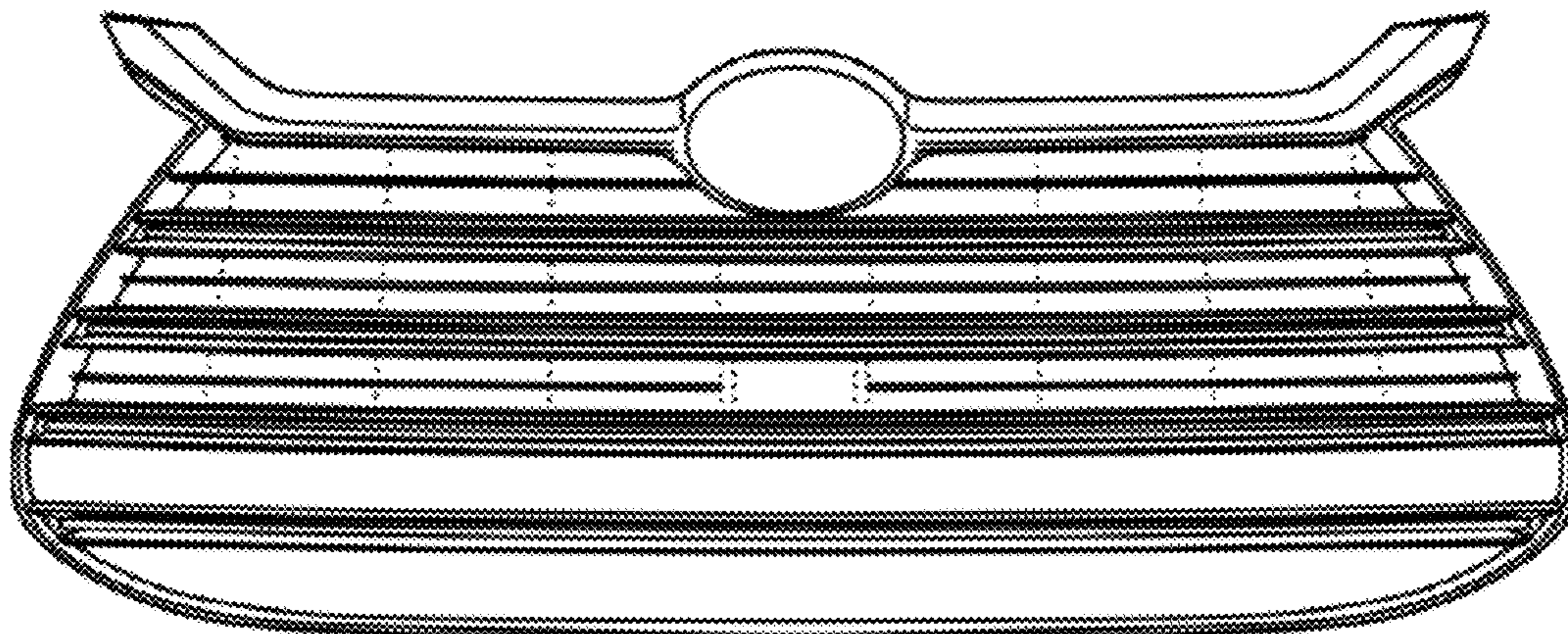
(57) **CLAIM**

We claim the ornamental design for an automobile grill, as shown and described.

DESCRIPTION

FIG. 1 is a front view of an automobile grill;
FIG. 2 is a rear view thereof;
FIG. 3 is a left view thereof;
FIG. 4 is a right view thereof;
FIG. 5 is a top view thereof;
FIG. 6 is a bottom view thereof;
FIG. 7 is a front right perspective view thereof; and,
FIG. 8 is a rear left perspective view thereof.
The broken lines in the drawings illustrate portions of the grill that form no part of the claimed design.

1 Claim, 5 Drawing Sheets



(56)

References Cited

U.S. PATENT DOCUMENTS

2017/0129430 A1* 5/2017 Aizawa B60R 19/18

* cited by examiner

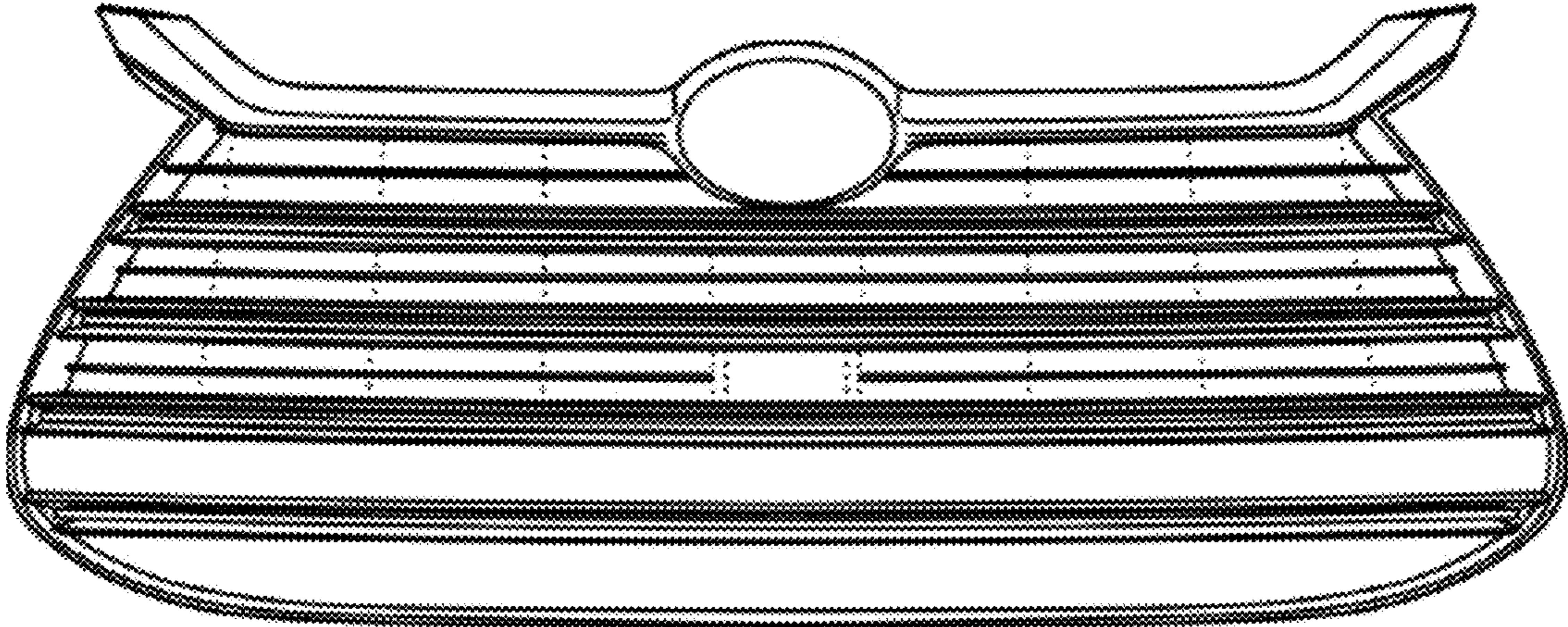


Fig.1

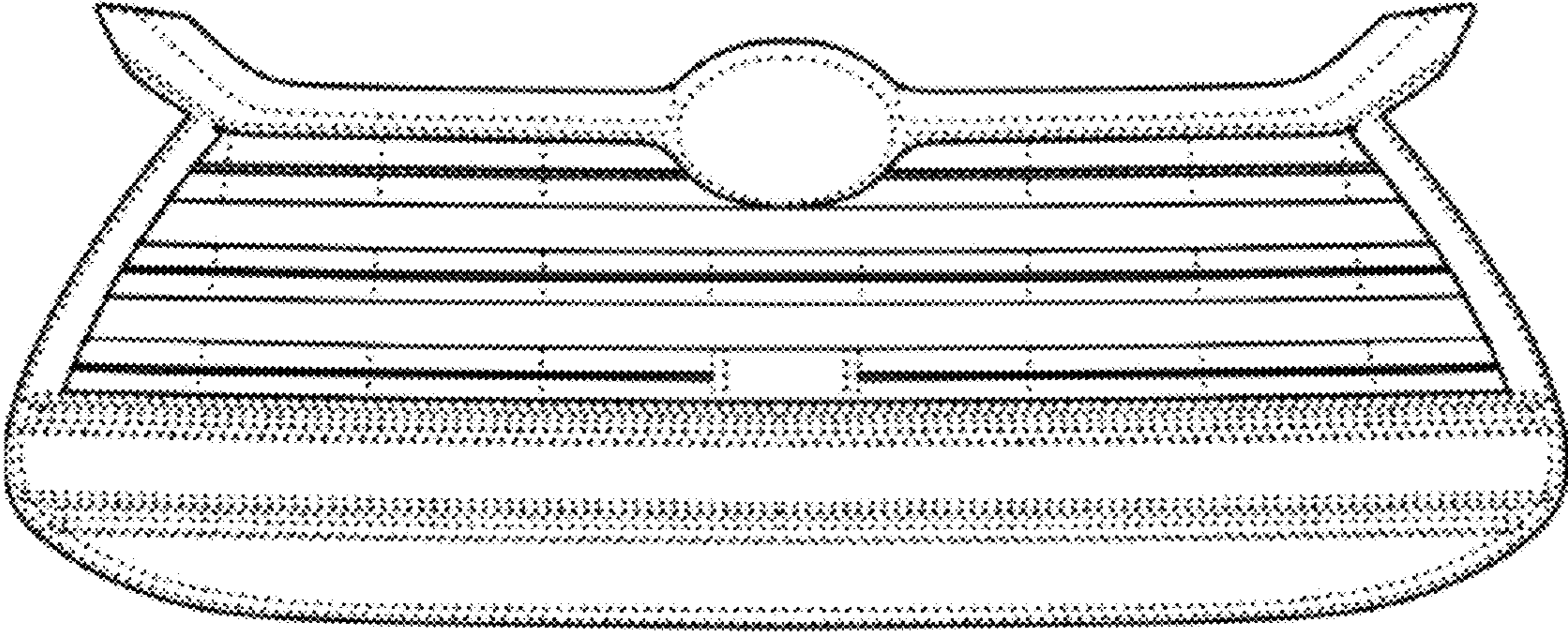


Fig.2

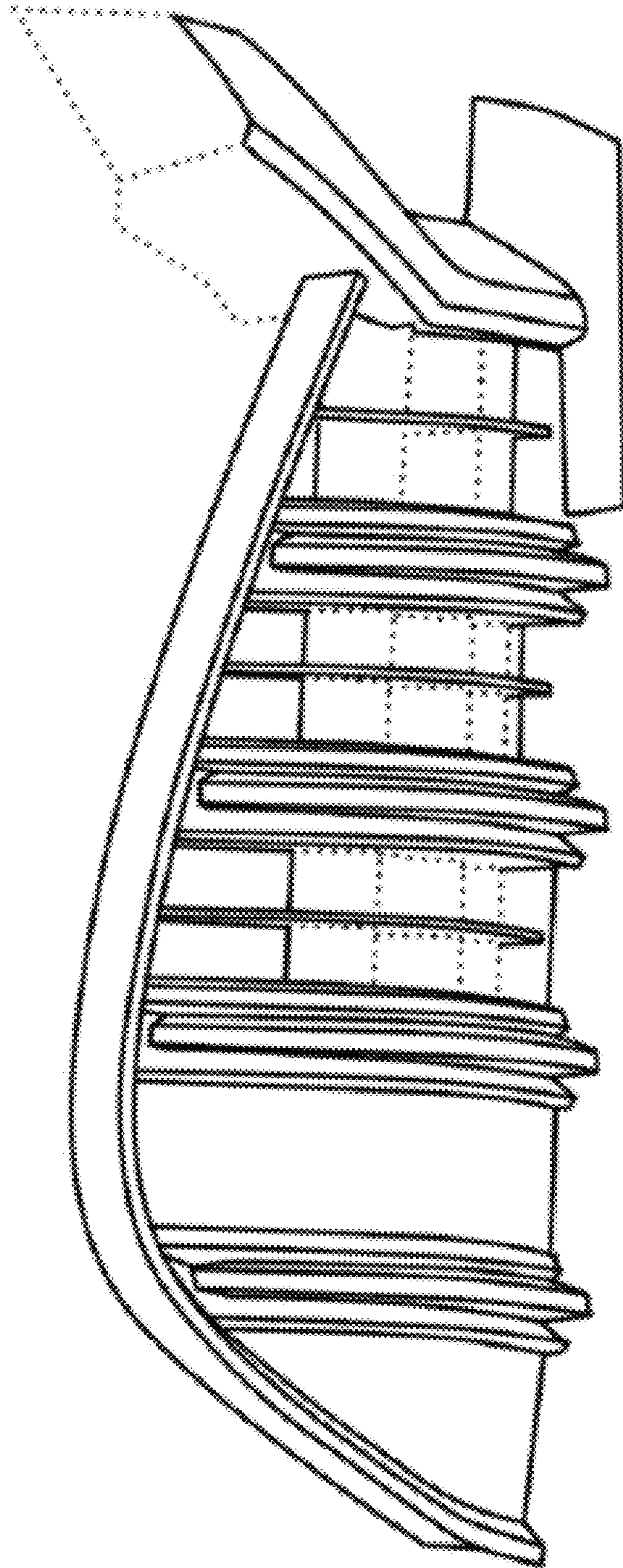


Fig.3

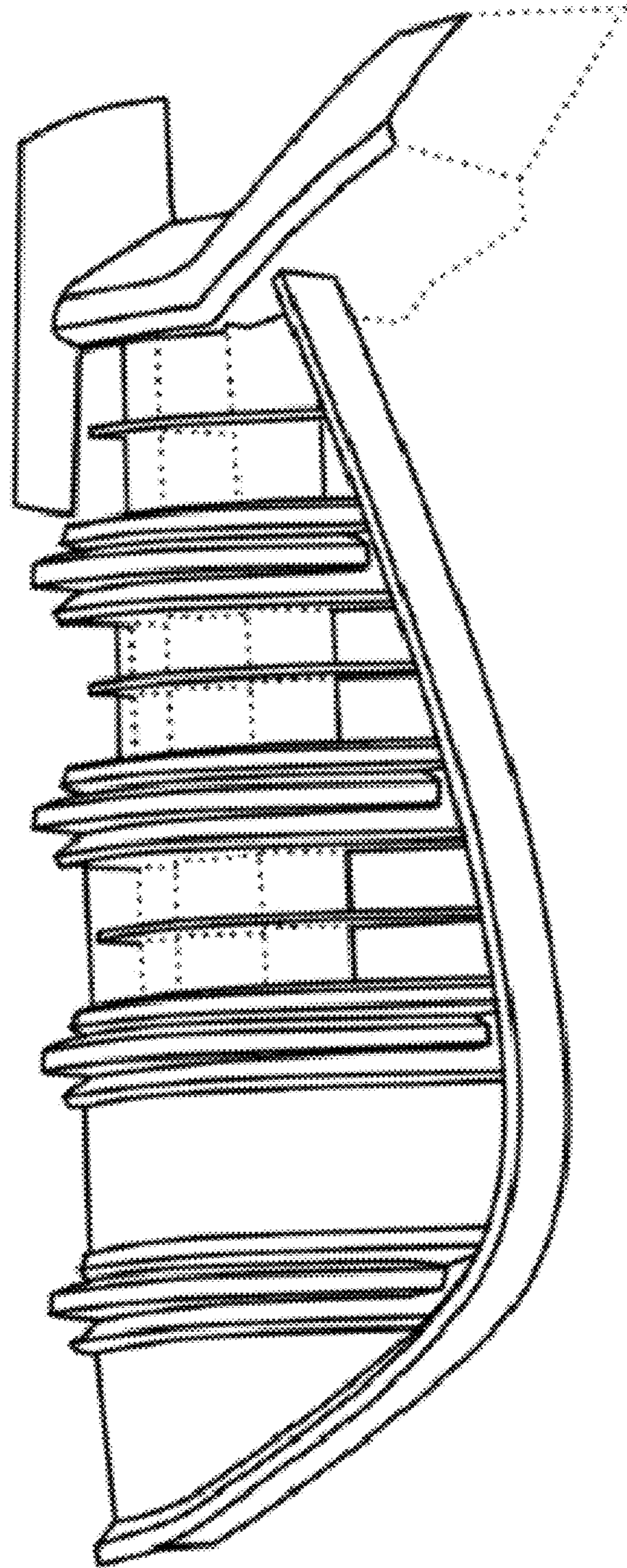


Fig.4

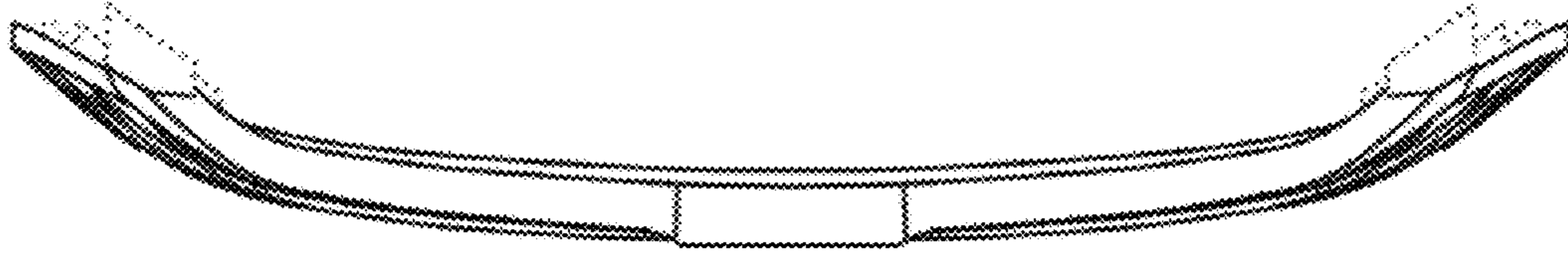


Fig.5

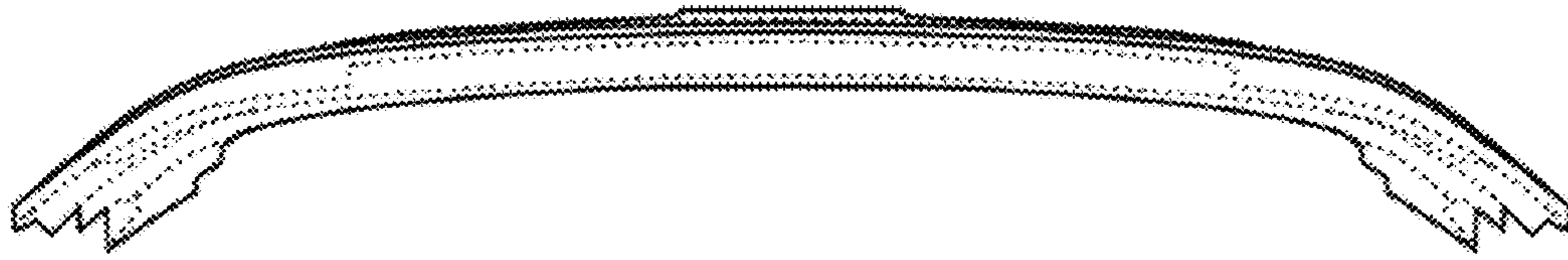


Fig.6

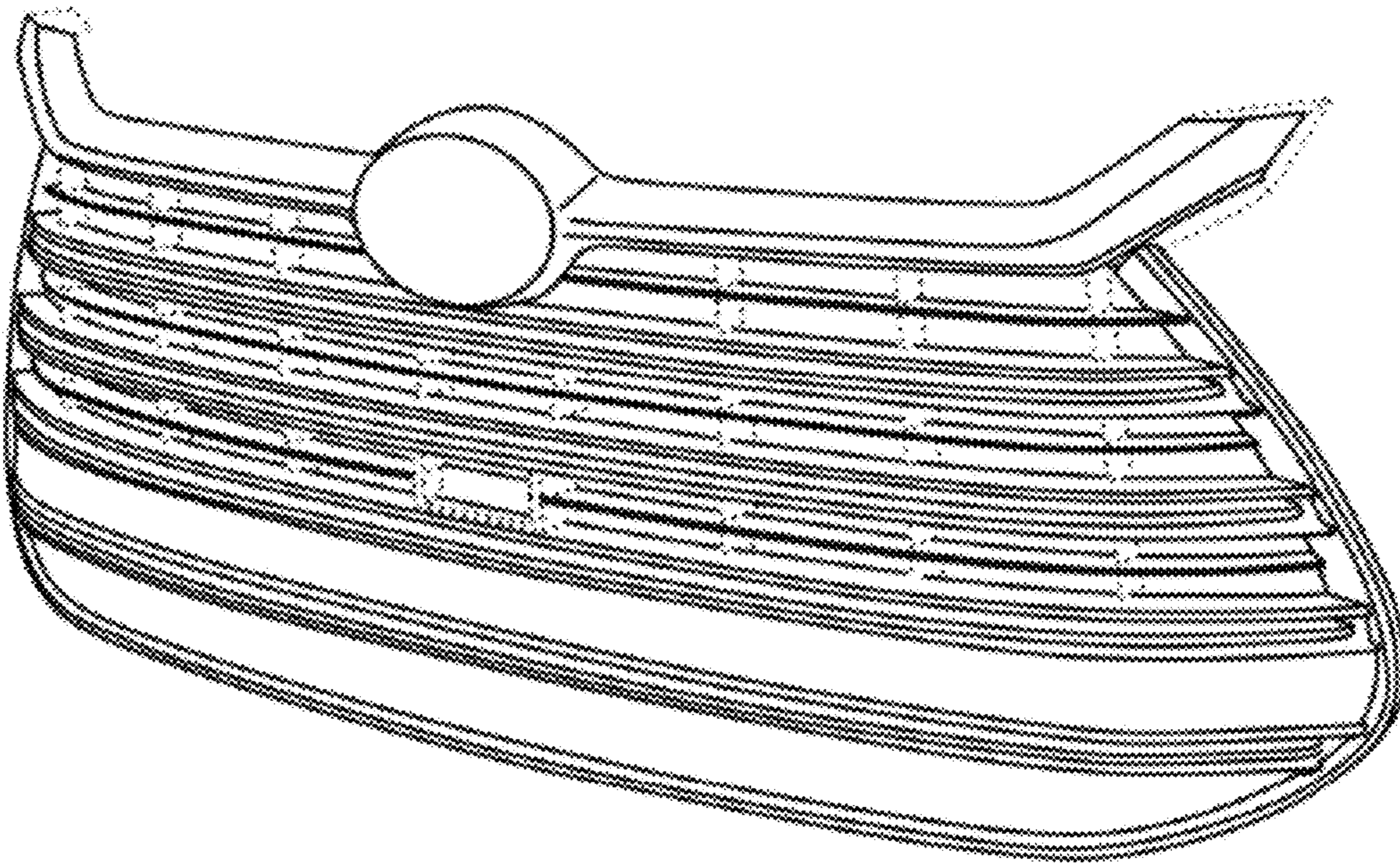


Fig.7

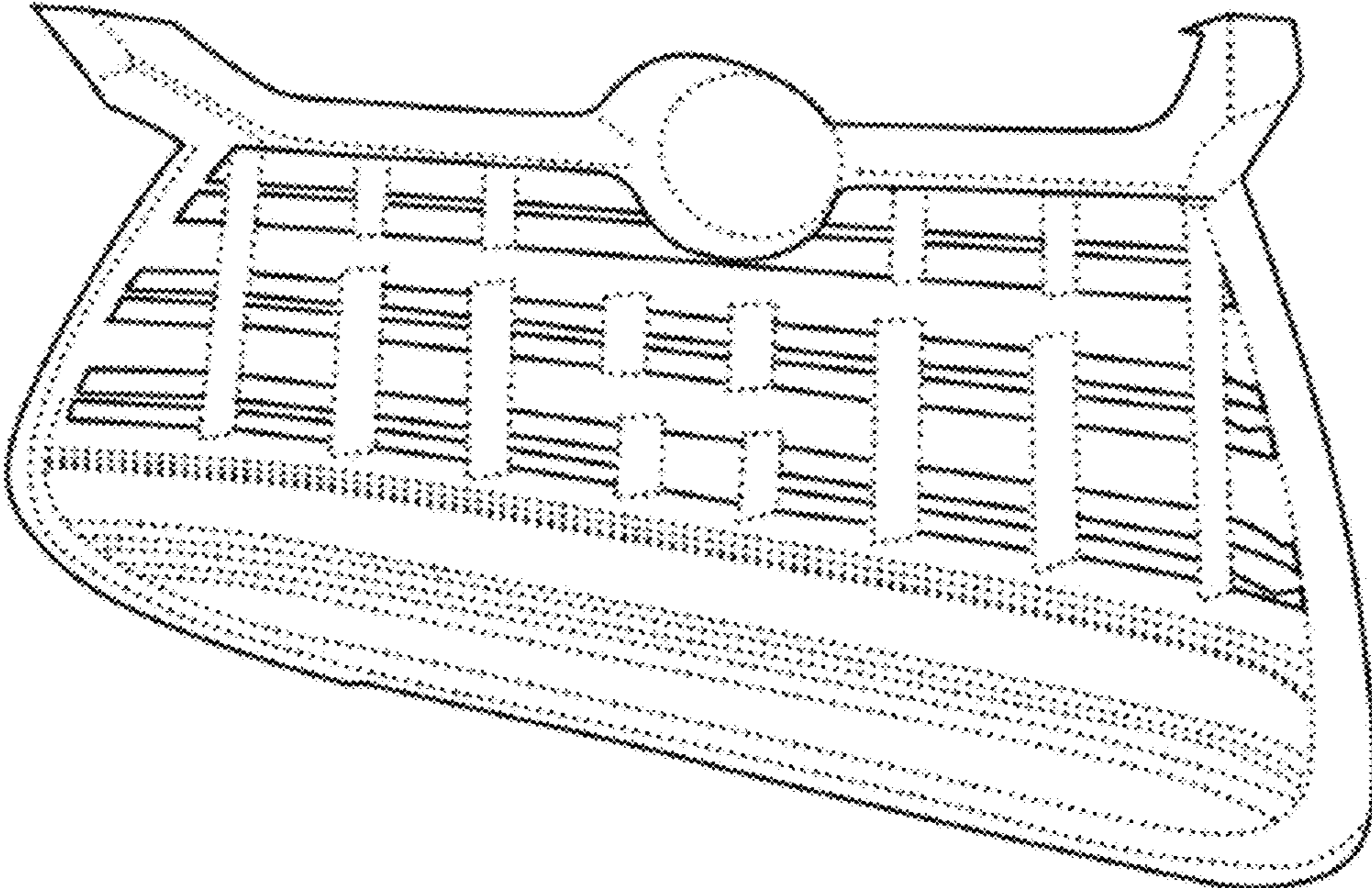


Fig.8