



US00D885248S

(12) **United States Design Patent**
Richardson et al.

(10) **Patent No.:** **US D885,248 S**

(45) **Date of Patent:** **** May 26, 2020**

(54) **ORNAMENT CAP**

(71) Applicant: **FLORACRAFT CORPORATION**,
Ludington, MI (US)

(72) Inventors: **Dondi Richardson**, Ludington, MI
(US); **Beth Ann Morsman**, Ludington,
MI (US); **Eric Erwin**, Ludington, MI
(US)

(73) Assignee: **FLORACRAFT CORPORATION**,
Ludington, MI (US)

(**) Term: **15 Years**

(21) Appl. No.: **29/667,578**

(22) Filed: **Oct. 23, 2018**

(51) **LOC (12) Cl.** **11-05**

(52) **U.S. Cl.**
USPC **D11/130**

(58) **Field of Classification Search**
USPC D11/117, 121, 130, 131, 164, 200, 201,
D11/222; D9/434, 435
CPC A47G 33/00; A47G 33/08; A47G 33/10
See application file for complete search history.

(56) **References Cited**

U.S. PATENT DOCUMENTS

- D53,911 S * 10/1919 Humphrey D9/435
- 2,800,187 A * 7/1957 Lehder A62C 99/009
169/26
- 3,023,469 A * 3/1962 Alexander A47G 33/10
24/562
- 4,452,836 A * 6/1984 Daniel, Jr. A47G 33/10
106/437
- D362,205 S * 9/1995 Eichhorn D11/130

- D382,824 S * 8/1997 Motruk D10/106.4
- D416,213 S * 11/1999 Gryskiewicz D11/130
- D416,826 S * 11/1999 Newsome D11/121
- D482,967 S * 12/2003 Bourque D9/435
- D491,484 S * 6/2004 Tyler D11/121
- D491,838 S * 6/2004 Su D11/121
- D545,974 S * 7/2007 Nan D11/121
- D774,412 S * 12/2016 Blankenship D11/143
- D786,688 S * 5/2017 Takei D9/560
- D846,869 S * 4/2019 van Langen D3/201

* cited by examiner

Primary Examiner — Elizabeth J Oswecki

(74) *Attorney, Agent, or Firm* — Stephen T. Olson;
Harness Dickey & Pierce, P.L.C.

(57) **CLAIM**

The ornamental design for an ornament cap, as shown and described.

DESCRIPTION

FIG. 1 is a front elevation view of an ornamental cap showing our new design, in a used condition with an ornament shown in broken lines, the rear elevation view being identical.

FIG. 2 is a top, side perspective view thereof.

FIG. 3 is a bottom, side perspective view thereof.

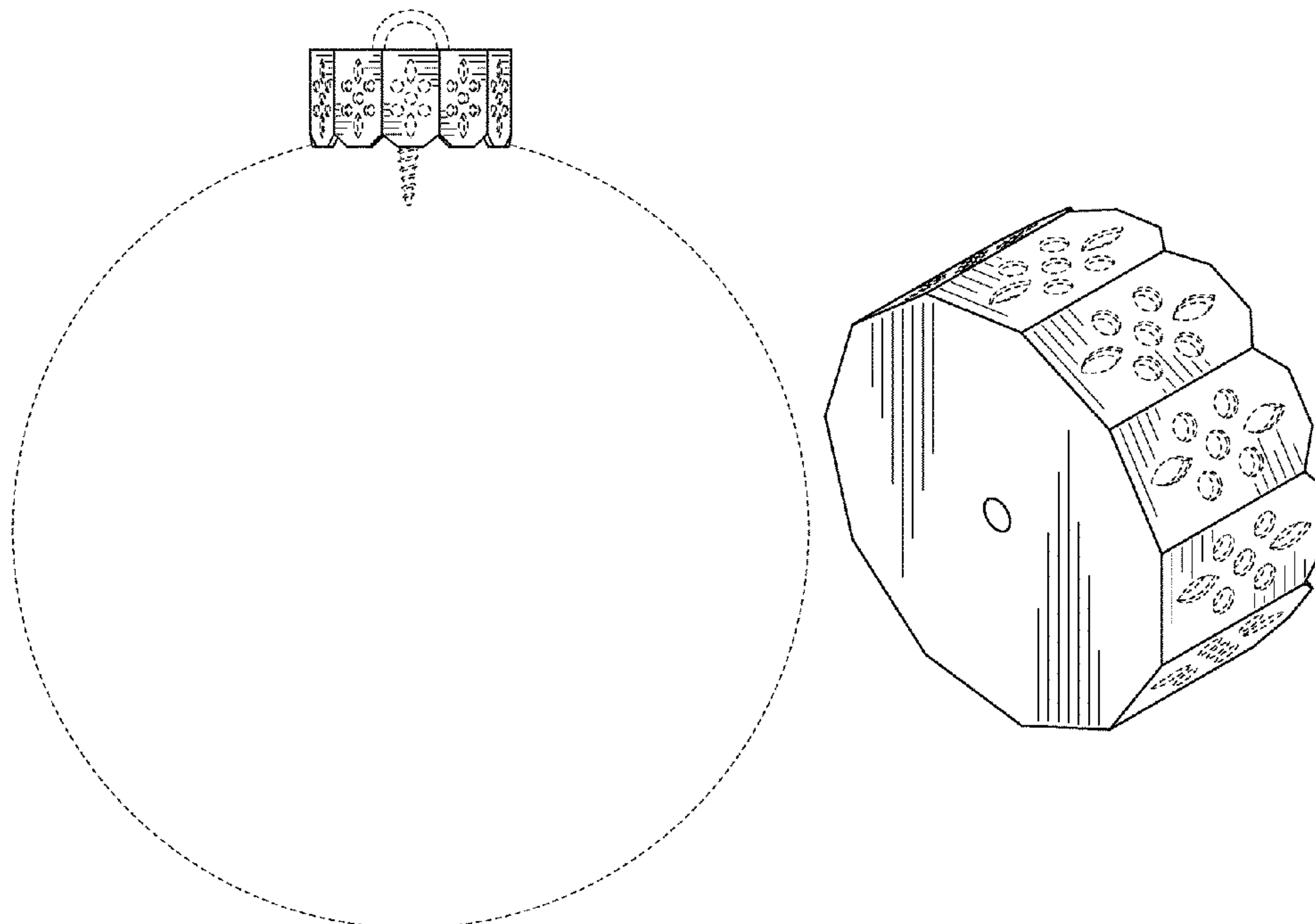
FIG. 4 is a top plan view thereof.

FIG. 5 is a bottom plan view thereof; and,

FIG. 6 is a left side elevation view thereof, the right side elevation view being identical.

The broken lines shown in the drawings represent portions of the ornament cap that form no part of the claimed design.

1 Claim, 3 Drawing Sheets






FIG. 1

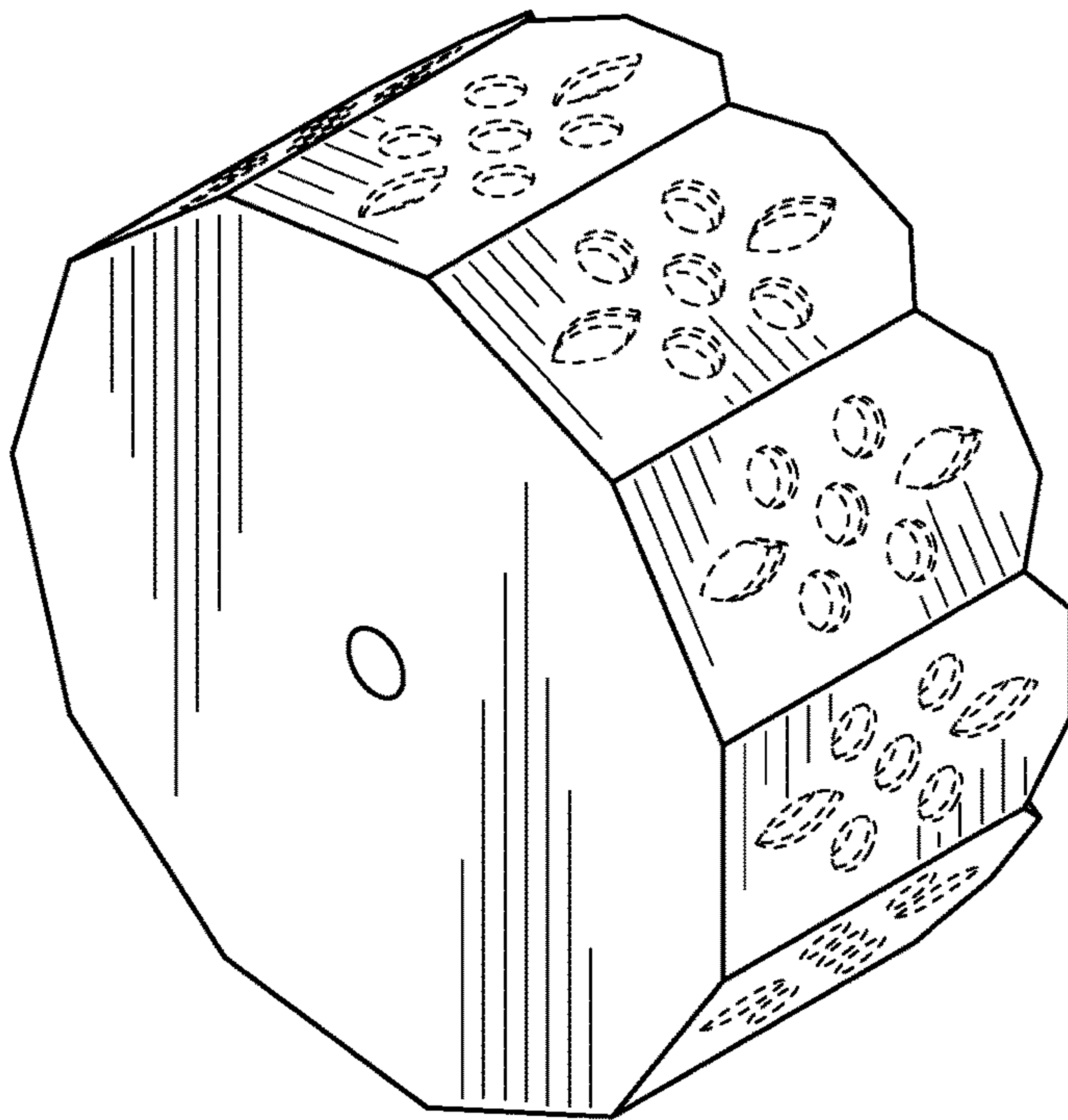


FIG. 2

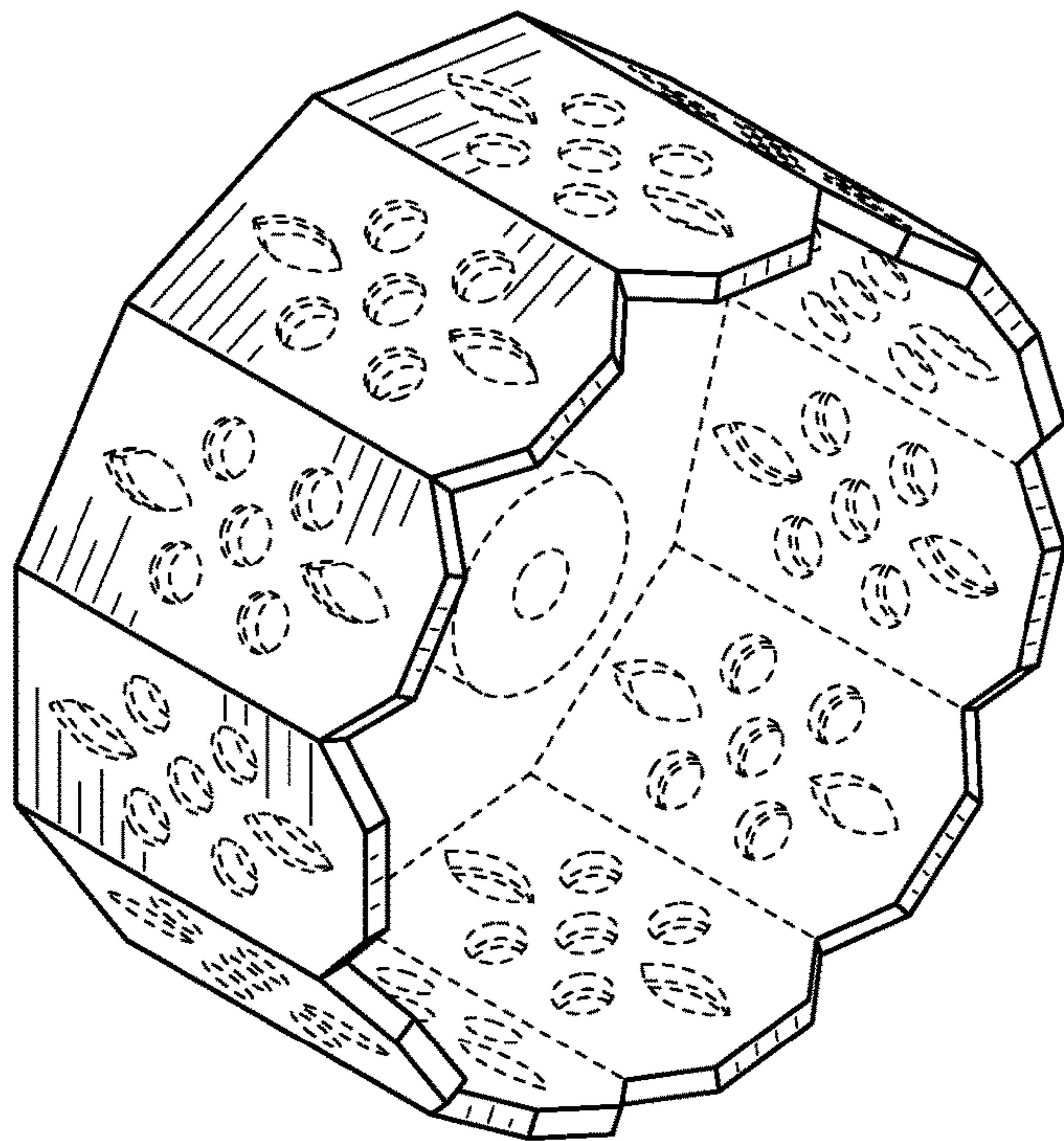


FIG. 3

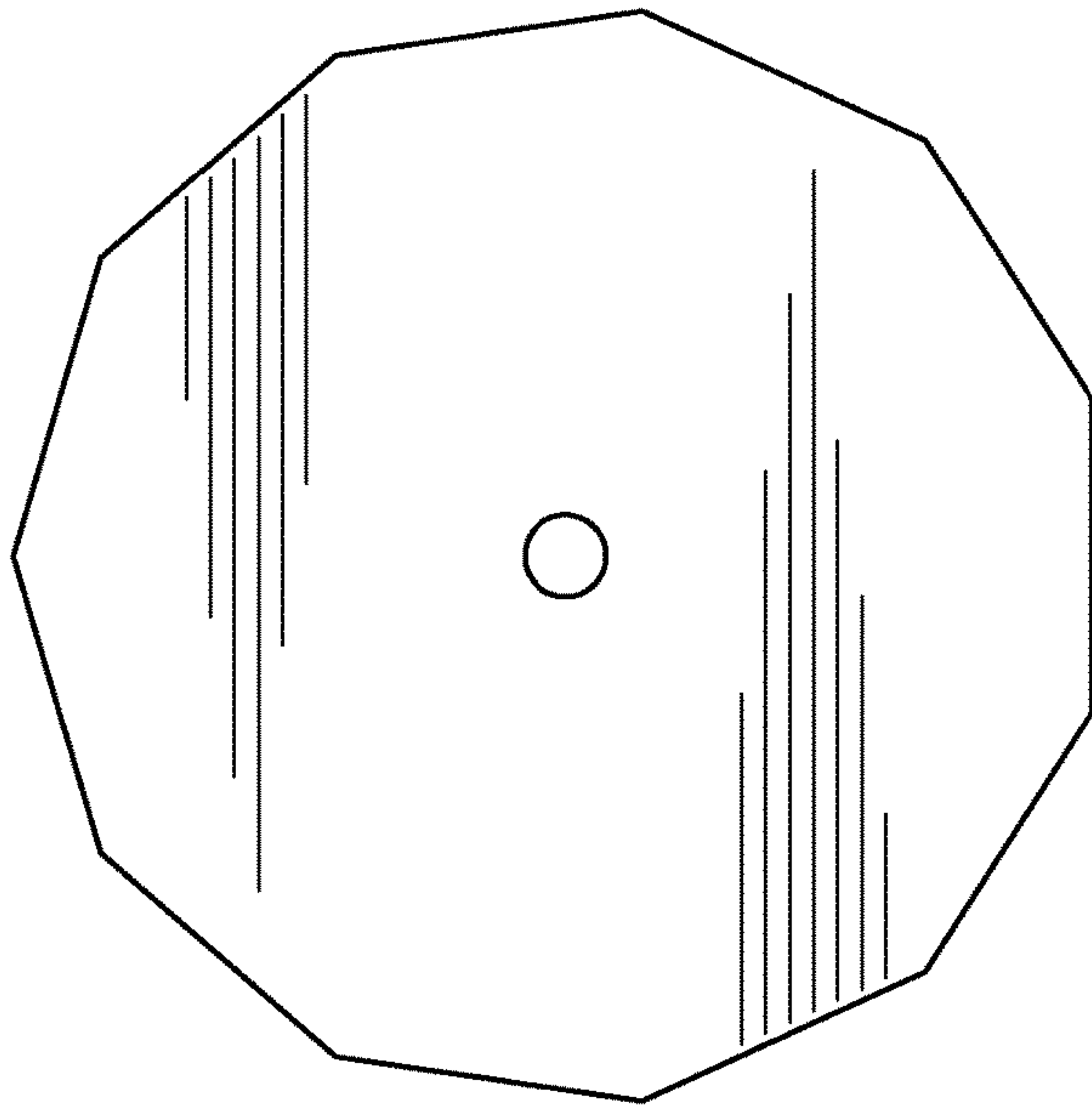


FIG. 4

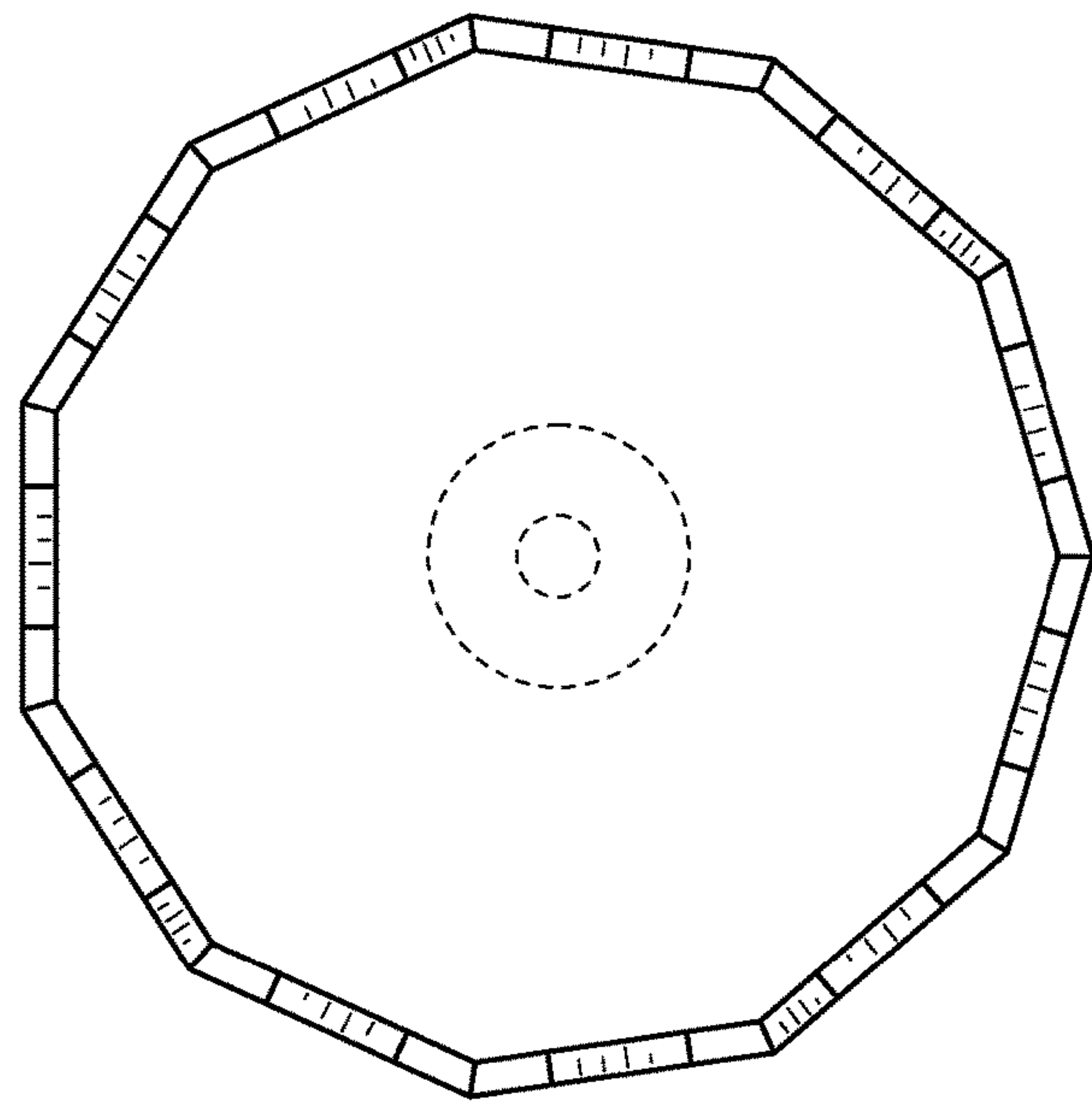


FIG. 5

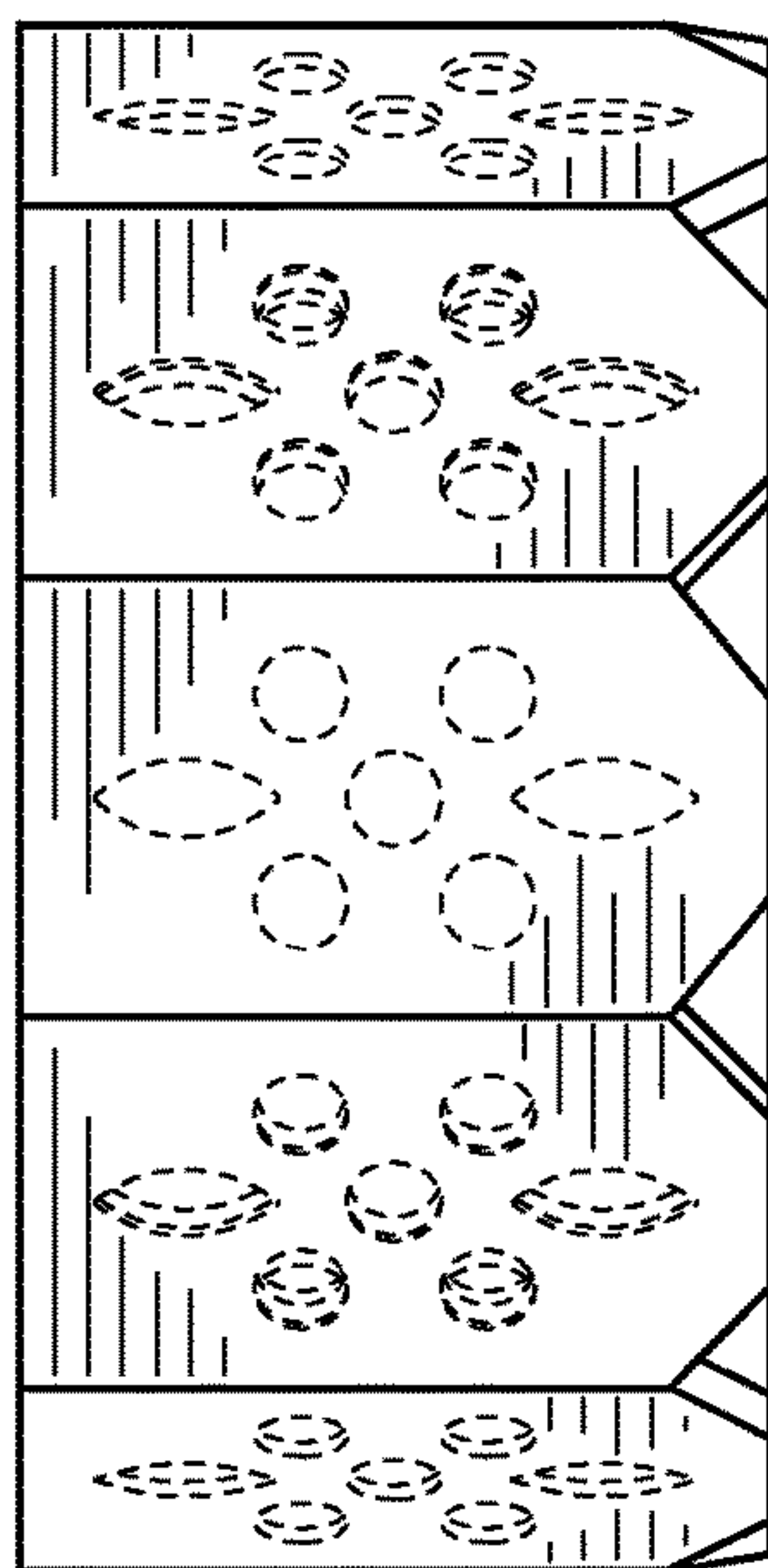


FIG. 6