



US00D885245S

(12) **United States Design Patent**
Parikh

(10) **Patent No.:** **US D885,245 S**

(45) **Date of Patent:** **** May 26, 2020**

(54) **GEMSTONE**

(71) Applicant: **Virendra Parikh**, Darch (AU)

(72) Inventor: **Virendra Parikh**, Darch (AU)

(**) Term: **15 Years**

(21) Appl. No.: **29/679,959**

(22) Filed: **Feb. 12, 2019**

(51) **LOC (12) Cl.** **11-01**

(52) **U.S. Cl.**
USPC **D11/90**

(58) **Field of Classification Search**
USPC D11/1, 2, 16, 26-29, 34, 35, 36, 56,
D11/89-92, 103
CPC A44C 17/00; A44C 17/001; A44C 17/002;
A44C 17/003; A44C 17/005; A44C
17/006; A44C 17/007; A44C 17/008
See application file for complete search history.

(56) **References Cited**

U.S. PATENT DOCUMENTS

| | | | | | |
|------------|---|---------|-----------|-------|--------|
| D465,430 S | * | 11/2002 | Rothman | | D11/90 |
| D501,644 S | * | 2/2005 | Siman-Tov | | D11/90 |
| D503,652 S | * | 4/2005 | Atlass | | D11/90 |
| D545,238 S | * | 6/2007 | Krochmal | | D11/90 |
| D596,981 S | * | 7/2009 | Hodara | | D11/90 |
| D639,202 S | * | 6/2011 | Gavin | | D11/90 |
| D643,769 S | * | 8/2011 | Botha | | D11/90 |

| | | | | | |
|------------|---|---------|------------|-------|--------|
| D654,393 S | * | 2/2012 | Goldberg | | D11/90 |
| D661,617 S | * | 6/2012 | Siman-Tov | | D11/90 |
| D662,852 S | * | 7/2012 | Botha | | D11/90 |
| D740,713 S | * | 10/2015 | Shah | | D11/90 |
| D789,238 S | * | 6/2017 | Sporn | | D11/90 |
| D815,558 S | * | 4/2018 | Rydliewicz | | D11/90 |

FOREIGN PATENT DOCUMENTS

| | | | |
|----|---------------|---|--------|
| CN | RGN-305130540 | * | 4/2019 |
| IL | RGN-34629 | * | 1/2003 |

* cited by examiner

Primary Examiner — Kevin K Rudzinski

Assistant Examiner — Richard Kearney

(74) *Attorney, Agent, or Firm* — Jacquelyn D. Knapp;
Williams Mullen

(57) **CLAIM**

The ornamental design for a gemstone, as shown and described.

DESCRIPTION

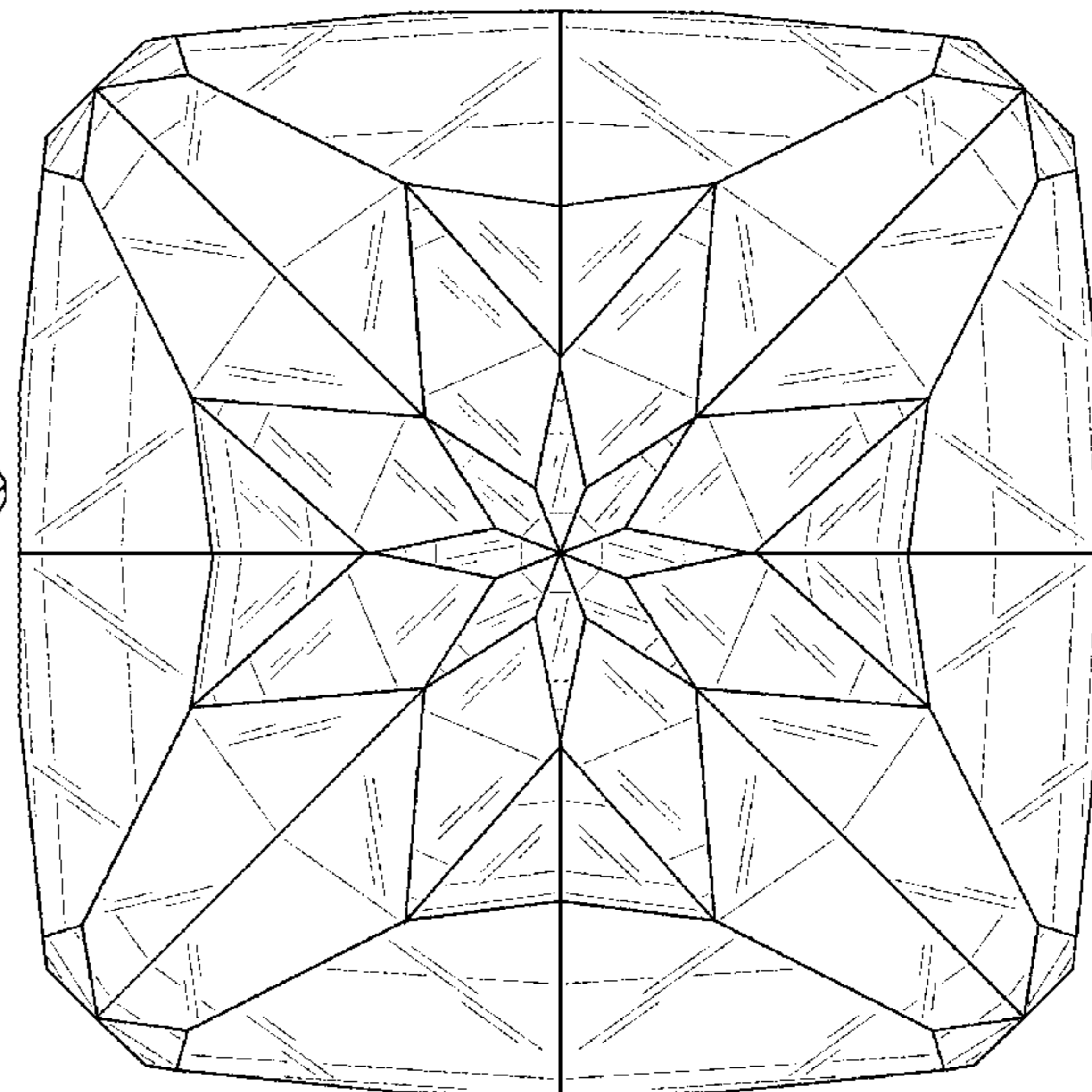
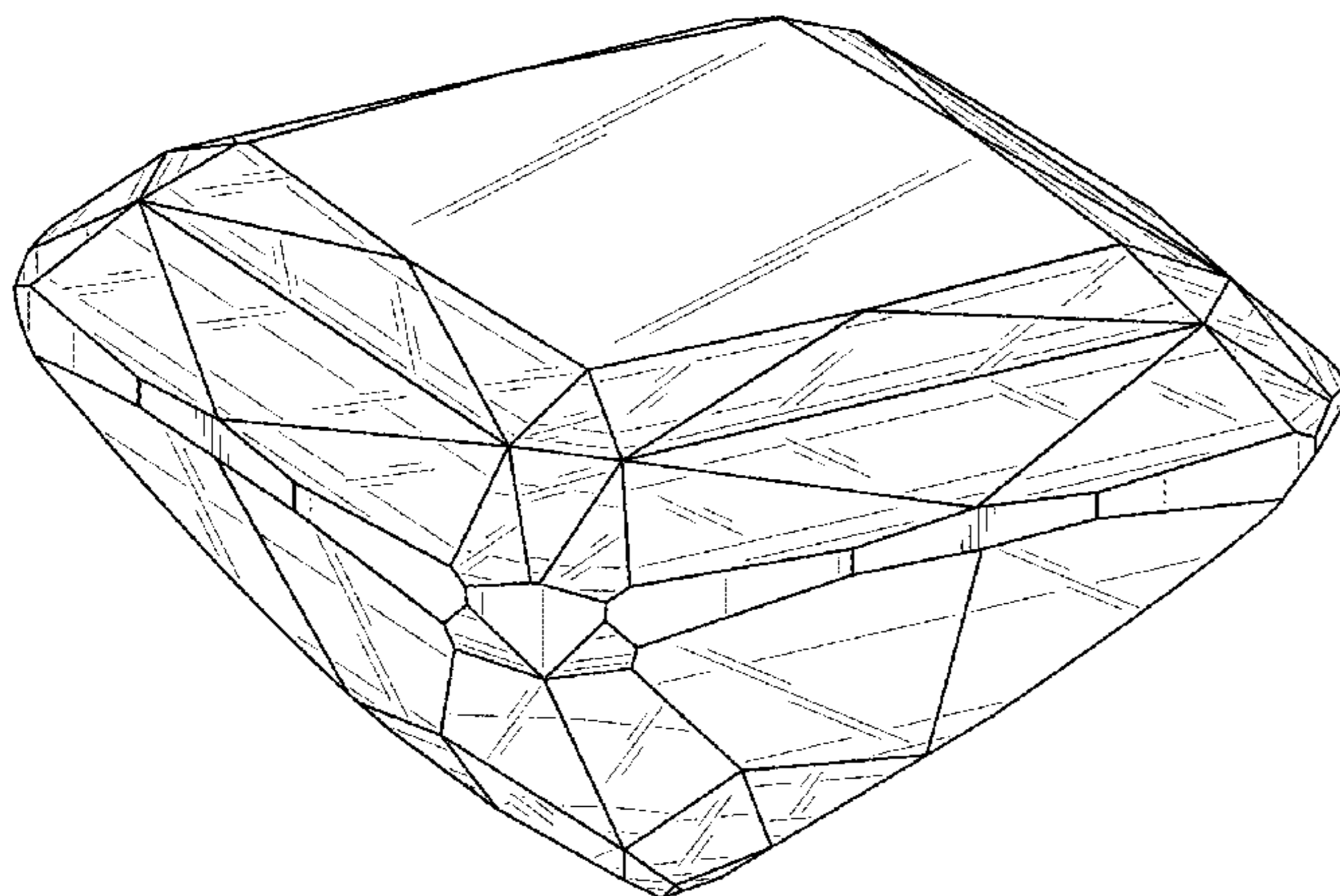
FIG. 1 is a perspective view of a gemstone in accordance with the present design;

FIG. 2 is a front view thereof, wherein the back view, left side view, and right side view are mirror images of the front view;

FIG. 3 is a top view thereof; and,

FIG. 4 is a bottom view thereof.

1 Claim, 4 Drawing Sheets



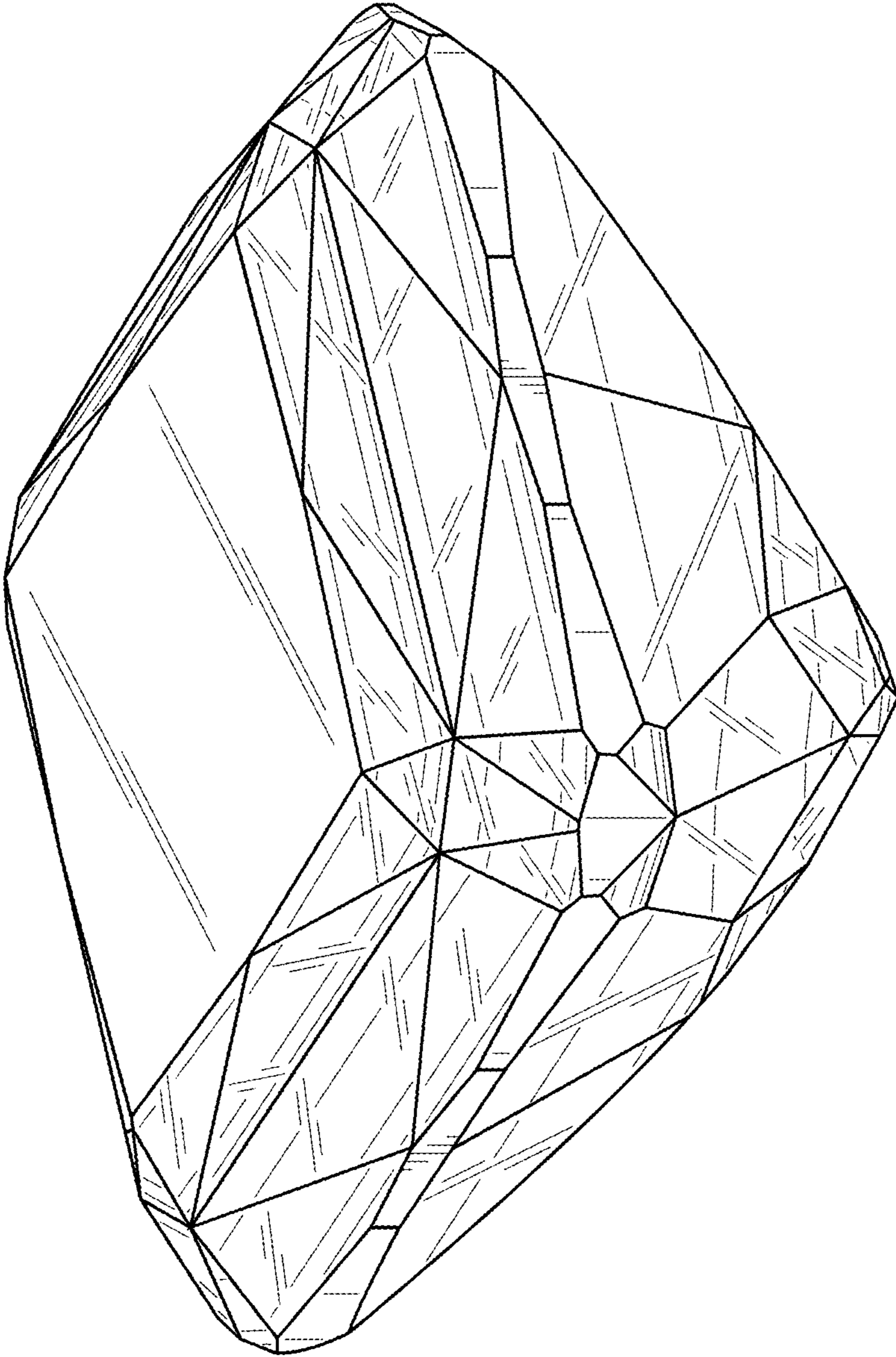


FIG. 1

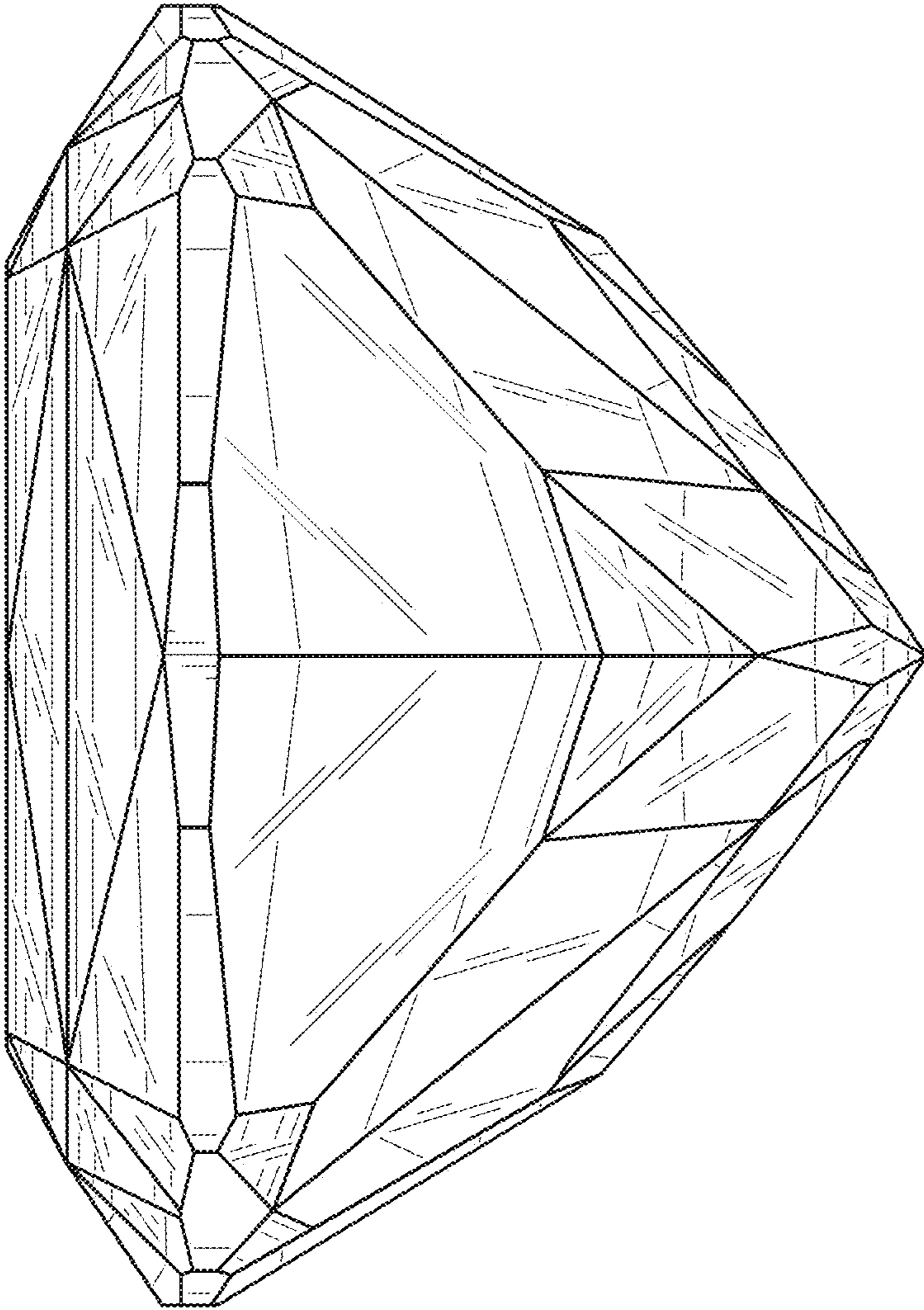


FIG. 2

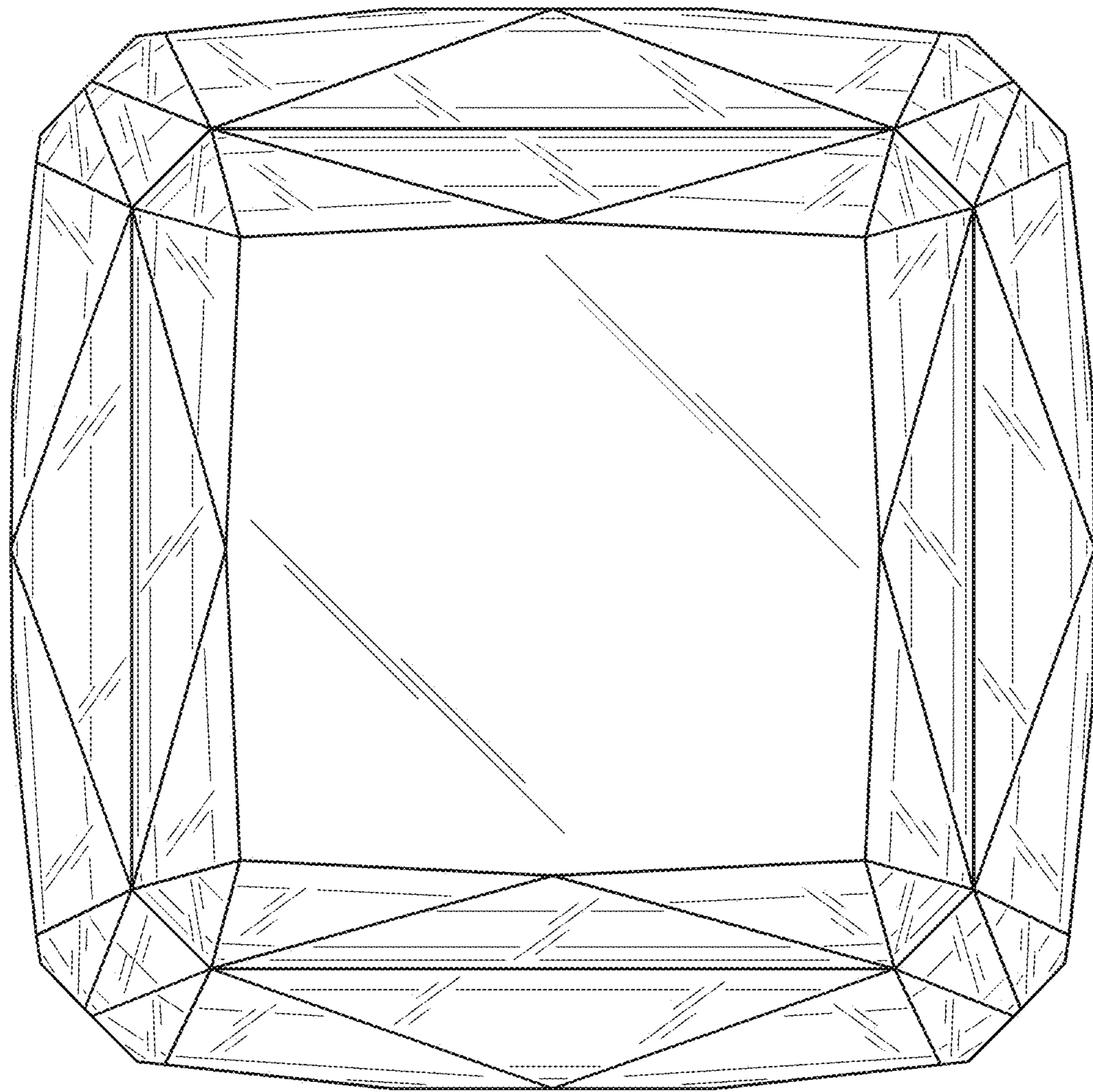


FIG. 3




FIG. 4