



US00D885223S

(12) **United States Design Patent** (10) **Patent No.:** **US D885,223 S**
Yokino et al. (45) **Date of Patent:** **** May 26, 2020**

(54) **SPECTROMETER HAVING A FLEXIBLE PRINTED CIRCUIT**

3/1809; G01J 3/1833; G01J 3/1838; G01J 3/189; G01J 3/1895; G01J 3/20; G01J 3/22; G01J

(71) Applicant: **HAMAMATSU PHOTONICS K.K.**, Hamamatsu-shi, Shizuoka (JP)

(Continued)

(72) Inventors: **Takafumi Yokino**, Hamamatsu (JP); **Katsuhiko Kato**, Hamamatsu (JP); **Yuji Mori**, Hamamatsu (JP); **Norihiro Iwasaki**, Hamamatsu (JP); **Tomonori Tsunashima**, Hamamatsu (JP)

(56)

References Cited

U.S. PATENT DOCUMENTS

6,867,377 B2 * 3/2005 Anderson G02B 6/266 174/254
D603,280 S * 11/2009 Shibayama G02B 6/266 D10/81

(**) Term: **15 Years**

(Continued)

(21) Appl. No.: **29/675,093**

FOREIGN PATENT DOCUMENTS

(22) Filed: **Dec. 28, 2018**

TW 103133 2/2005
TW 136549 8/2010

(30) **Foreign Application Priority Data**

Primary Examiner — Antoine Duval Davis

Jun. 29, 2018 (JP) 2018-014485

(74) *Attorney, Agent, or Firm* — Faegre Drinker Biddle & Reath LLP

(51) **LOC (12) Cl.** **10-04**

(57) **CLAIM**

(52) **U.S. Cl.**
USPC **D10/103**

The ornamental design for a spectrometer having a flexible printed circuit, as shown and described.

(58) **Field of Classification Search**

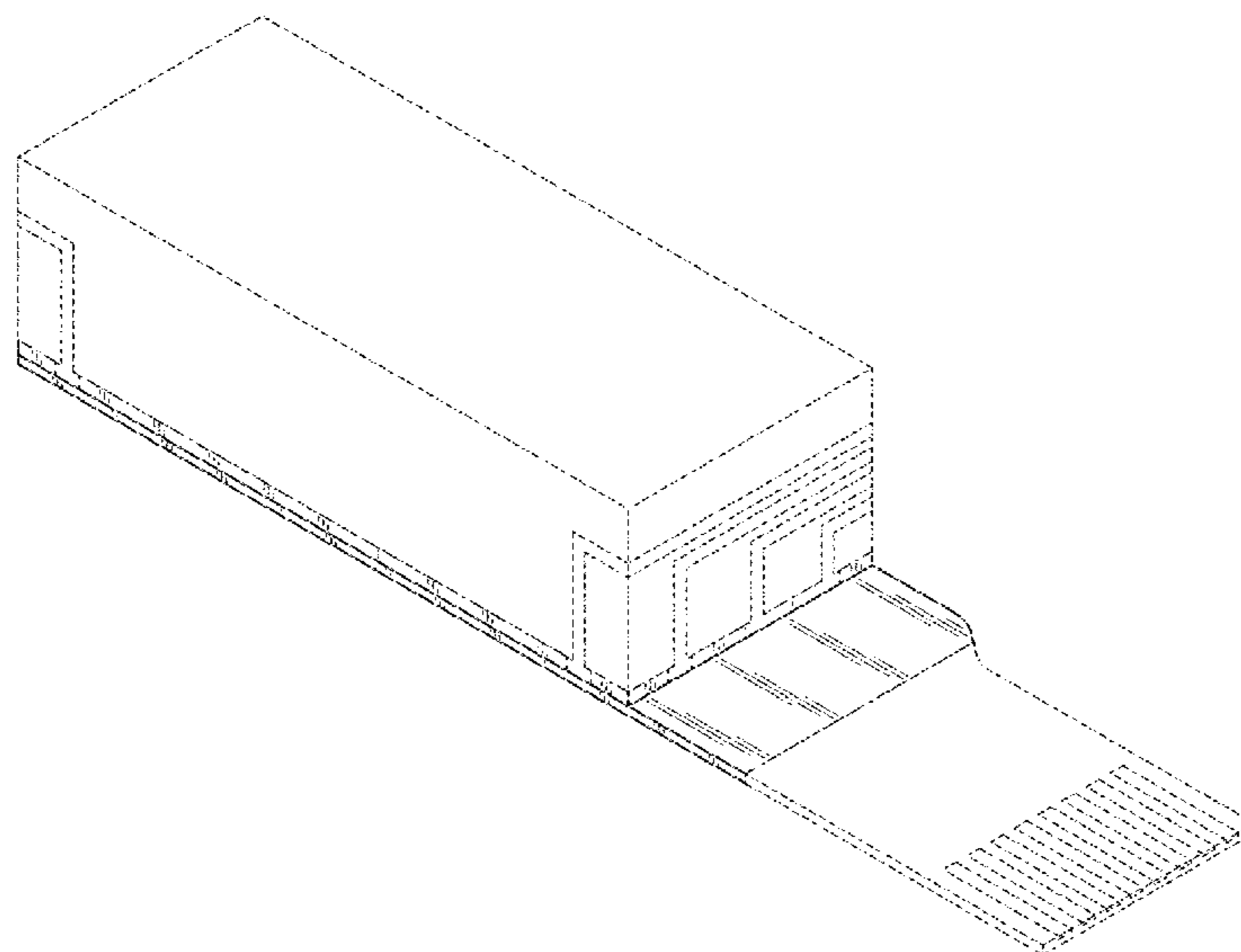
DESCRIPTION

USPC D10/81, 103; D14/437, 438
CPC G01J 3/00; G01J 3/0202; G01J 3/0205; G01J 3/0208; G01J 3/021; G01J 3/0213; G01J 3/0216; G01J 3/0218; G01J 3/0221; G01J 3/0224; G01J 3/0227; G01J 3/0229; G01J 3/0232; G01J 3/0235; G01J 3/0237; G01J 3/024; G01J 3/0243; G01J 3/0245; G01J 3/0248; G01J 3/0251; G01J 3/0254; G01J 3/0256; G01J 3/0259; G01J 3/0262; G01J 3/0264; G01J 3/0267; G01J 3/027; G01J 3/0272; G01J 3/0275; G01J 3/0278; G01J 3/0283; G01J 3/0286; G01J 3/0289; G01J 3/0291; G01J 3/0294; G01J 3/0297; G01J 3/04; G01J 3/06; G01J 3/08; G01J 3/12; G01J 3/18; G01J 3/1256; G01J 3/14; G01J 3/16; G01J 3/1804; G01J

FIG. 1 is a top perspective view of a spectrometer having a flexible printed circuit showing our new design; FIG. 2 is a bottom perspective view thereof; FIG. 3 is a front view thereof; FIG. 4 is a rear view thereof; FIG. 5 is a top plan view thereof; FIG. 6 is a bottom view thereof; FIG. 7 is a right side view thereof; and, FIG. 8 is a left side view thereof.

The features shown in broken lines depict environmental subject matter only and form no part of the claimed design. The alternate long and short dash lines are merely the boundary lines between the claimed parts and the non-claimed parts.

1 Claim, 8 Drawing Sheets



(58) **Field of Classification Search**

CPC 3/24; G01J 3/26; G01J 3/28; G01J 3/2803;
G01J 3/2823; G01J 3/2846; G01J 3/2889;
G01J 3/30; G01J 3/32; G01J 3/36; G01J
3/40; G01J 3/42; G01J 3/427; G01J
3/433; G01J 3/4338; G01J 3/44; G01J
3/4406; G01J 3/4412; G01J 3/443; G01J
3/447; G01J 3/453; G01J 3/4531; G01J
3/4532; G01J 3/4535; G01J 3/4537; G01J
3/457; G01J 3/46; G01J 3/461; G01J
3/462; G01J 3/463; G01J 3/465; G01J
3/50; G01J 3/501; G01J 3/502; G01J
3/504; G01J 3/505; G01J 3/506; G01J
3/508; G01J 3/51; G01J 3/513; G01J
3/52; G01J 3/522; G01J 3/524; G01J
3/526; G01J 3/528; G01J 2003/0281;
G01J 2003/042; G01J 2003/045; G01J
2003/047; G01J 2003/061; G01J
2003/062; G01J 2003/064; G01J
2003/065; G01J 2003/066; G01J
2003/067; G01J 2003/068; G01J
2003/069; G01J 2003/1204; G01J
2003/1208; G01J 2003/1213; G01J
2003/1217; G01J 2003/1221; G01J
2003/1226; G01J 2003/123; G01J
2003/1234; G01J 2003/1239; G01J
2003/1243; G01J 2003/1247; G01J
2003/1252; G01J 2003/126; G01J
2003/1265; G01J 2003/1269; G01J
2003/1273; G01J 2003/1278; G01J
2003/1282; G01J 2003/1286; G01J
2003/1291; G01J 2003/1295; G01J
2003/145; G01J 2003/1814; G01J
2003/1819; G01J 2003/1823; G01J
2003/1828; G01J 2003/1842; G01J
2003/1847; G01J 2003/1852; G01J
2003/1857; G01J 2003/1861; G01J

2003/1866; G01J 2003/1871; G01J
2003/1876; G01J 2003/188; G01J
2003/1885; G01J 2003/262; G01J
2003/26; G01J 2003/267; G01J
2003/2806; G01J 2003/2809; G01J
2003/2813; G01J 2003/2816; G01J
2003/282; G01J 2003/2826; G01J
2003/283; G01J 2003/2833; G01J
2003/2836; G01J 2003/284; G01J
2003/2843; G01J 2003/285; G01J
2003/2853; G01J 2003/2856; G01J
2003/2859; G01J 2003/2863; G01J
2003/2866; G01J 2003/2869; G01J
2003/2873; G01J 2003/2876; G01J
2003/2879; G01J 2003/2883; G01J
2003/2886; G01J 2003/2893; G01J
2003/2896; G01J 2003/323; G01J
2003/326; G01J 2003/421; G01J
2003/423; G01J 2003/425; G01J
2003/4275; G01J 2003/4332; G01J
2003/4334; G01J 2003/4336; G01J
2003/4418; G01J 2003/4424; G01J
2003/4435; G01J 2003/451; G01J
2003/452; G01J 2003/4534; G01J
2003/4538; G01J 2003/466; G01J
2003/467; G01J 2003/468; G01J
2003/503; G01J 2003/507; G01J
2003/516

See application file for complete search history.

(56)

References Cited

U.S. PATENT DOCUMENTS

D603,731 S * 11/2009 Shibayama D10/81
D758,223 S 6/2016 Bertolotti

* cited by examiner

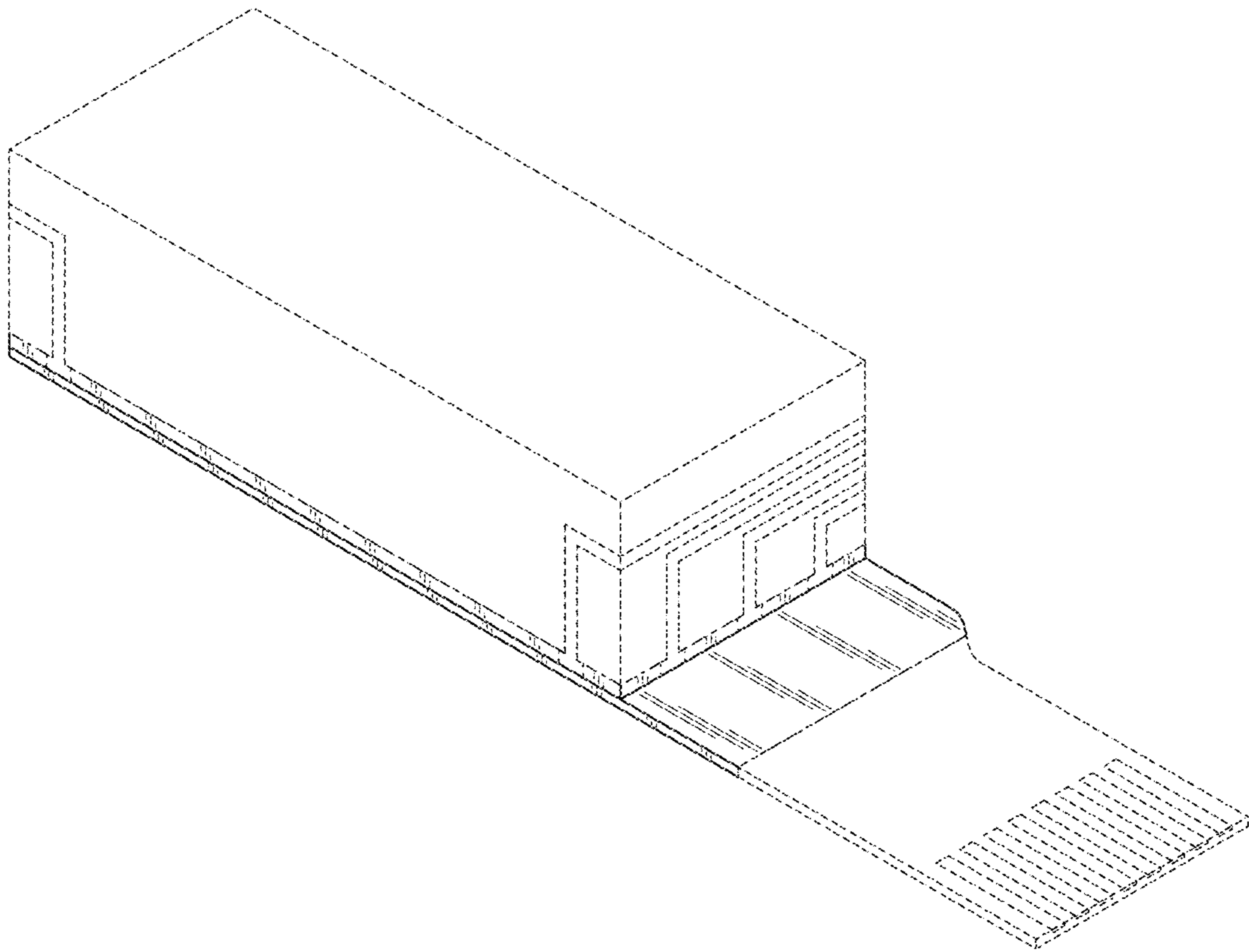


FIG. 1

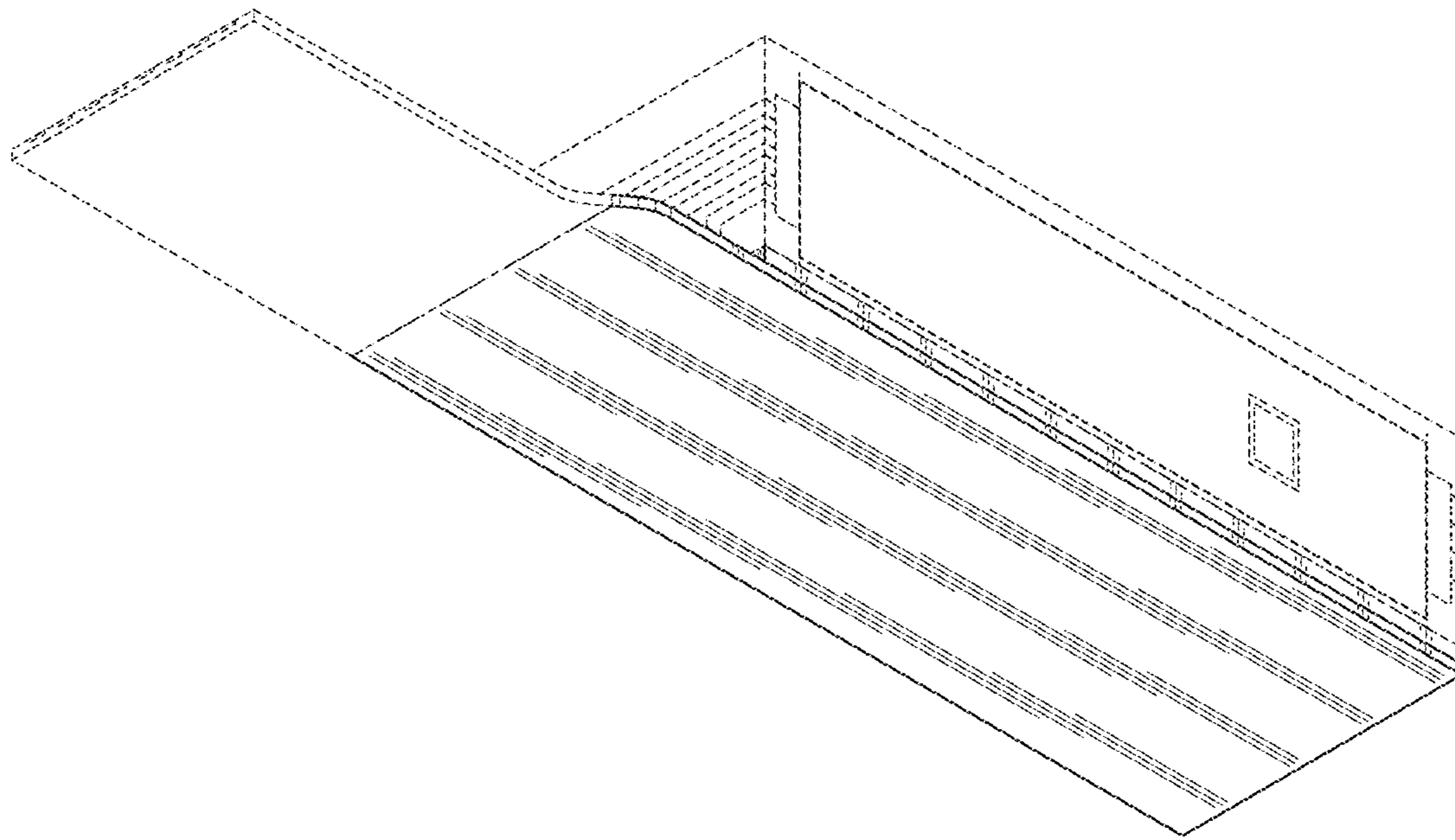


FIG. 2

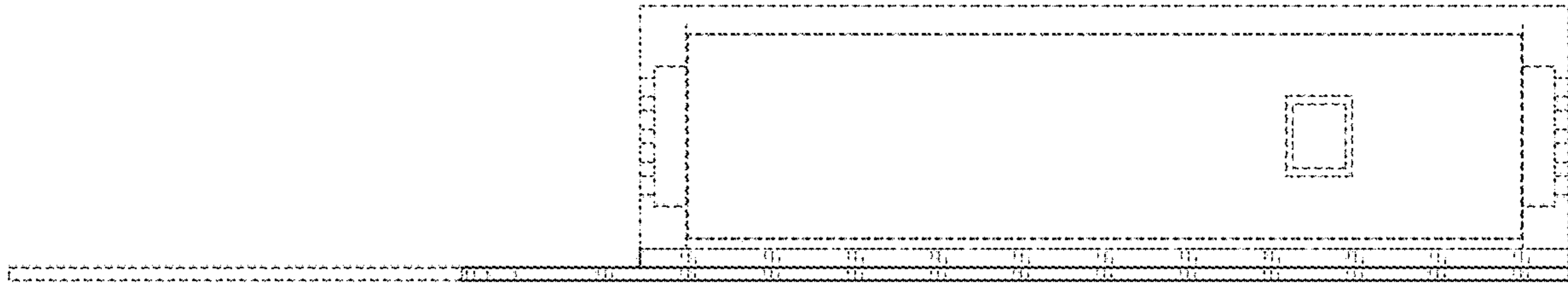


FIG. 3

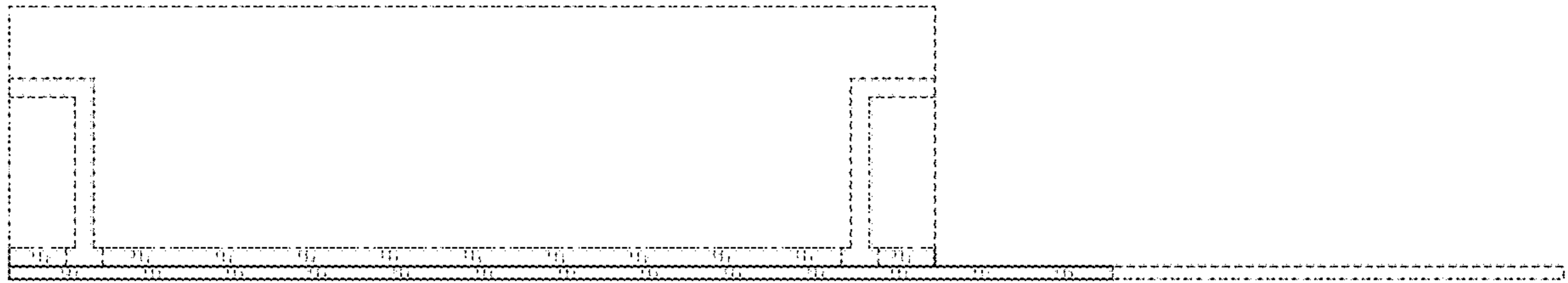


FIG. 4

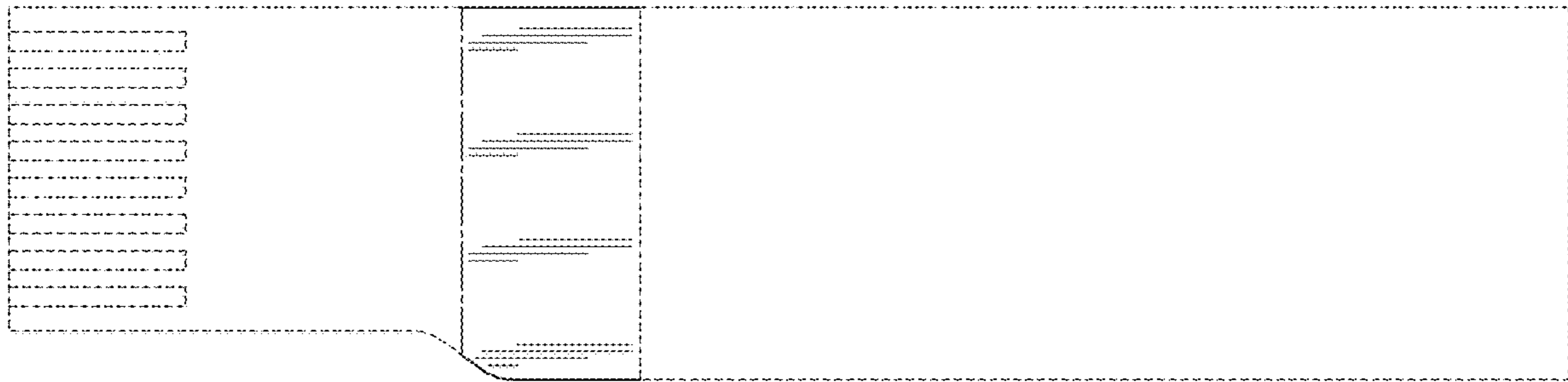


FIG. 5

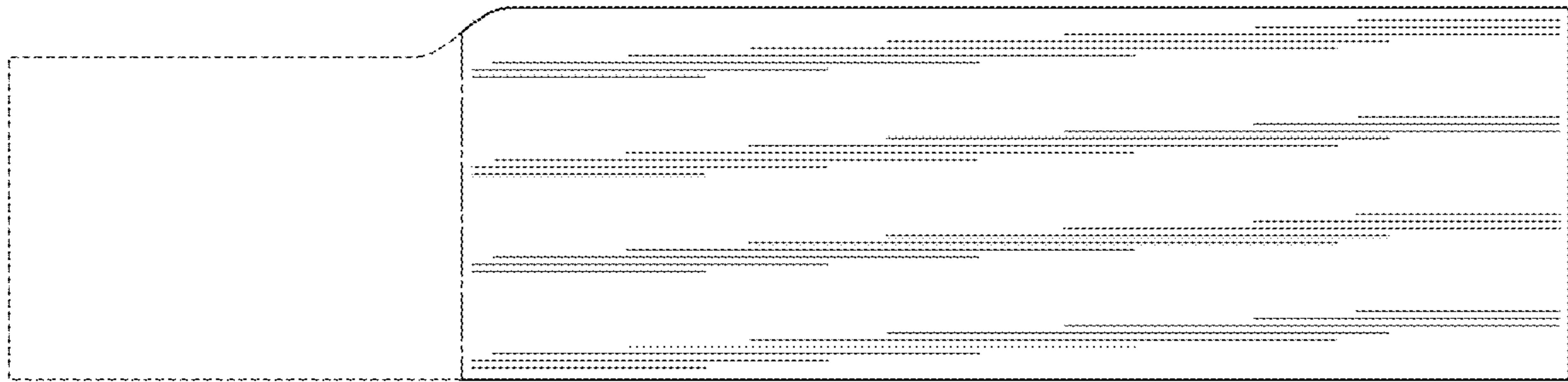


FIG. 6

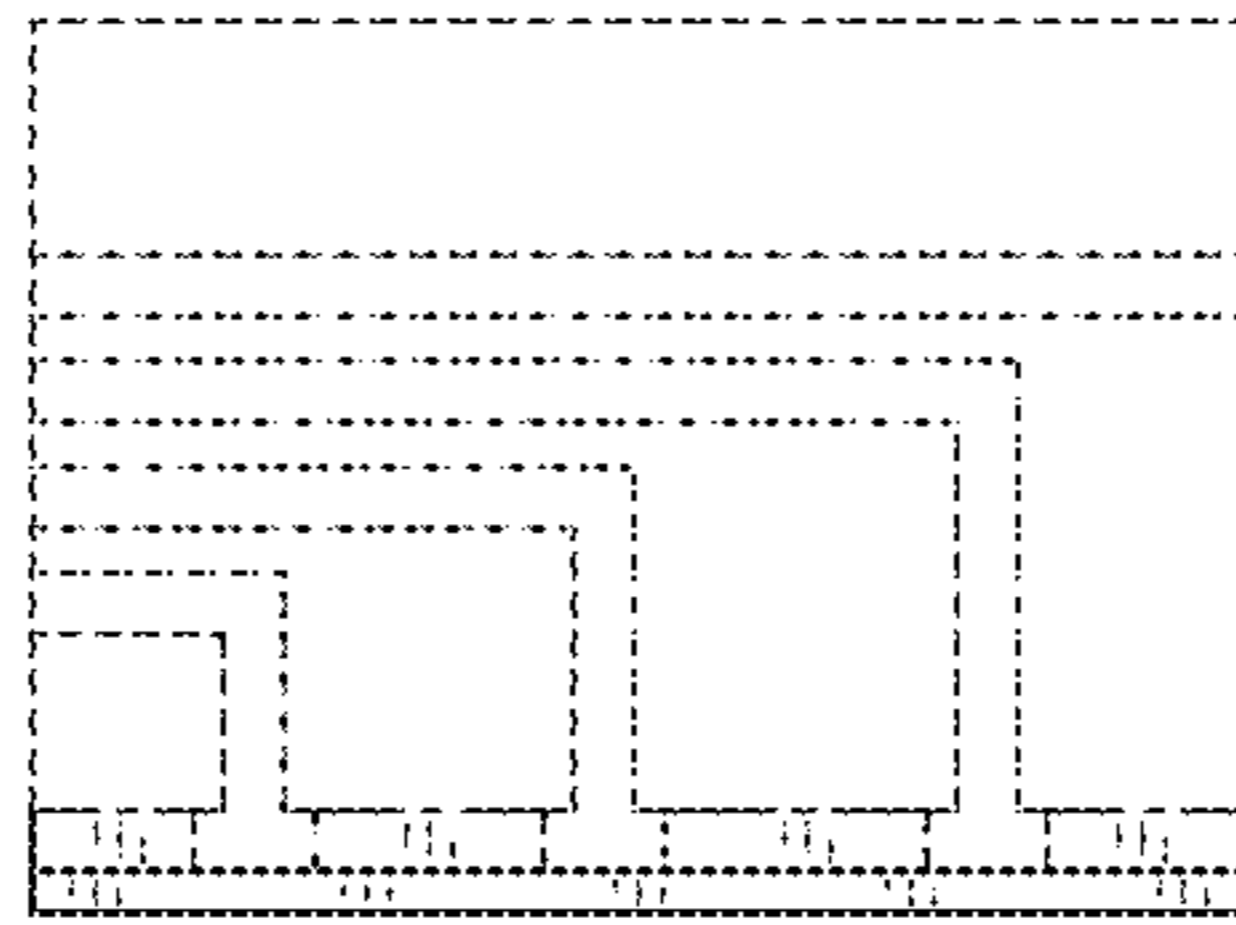


FIG. 7

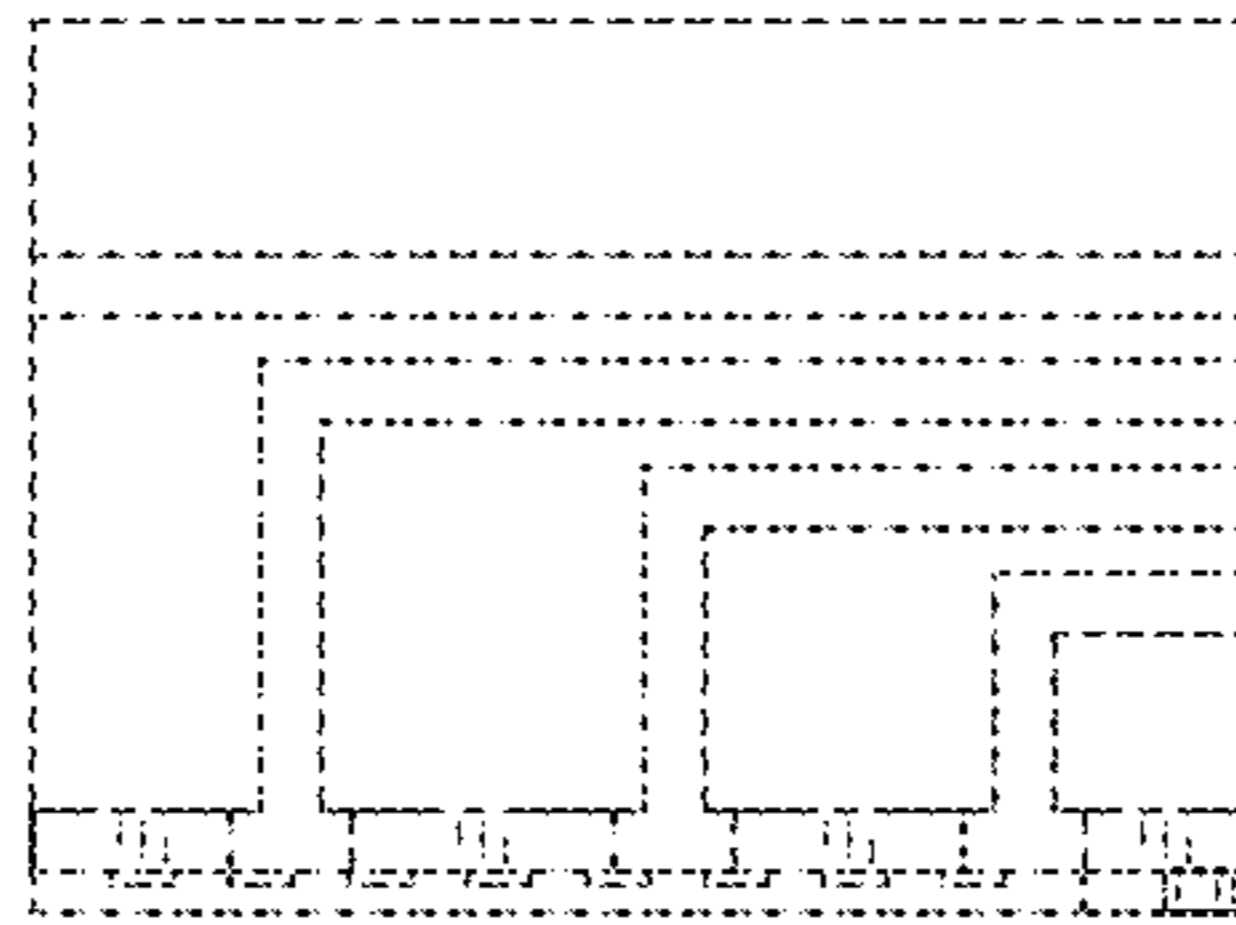


FIG. 8