



US00D885198S

(12) **United States Design Patent** (10) **Patent No.:** **US D885,198 S**
Wright (45) **Date of Patent:** **** May 26, 2020**

(54) **FLEXIBLE, FILLABLE CONTAINER**

(71) Applicant: **Monica Elizabeth Wright**, Falls Church, VA (US)

(72) Inventor: **Monica Elizabeth Wright**, Falls Church, VA (US)

(**) Term: **15 Years**

(21) Appl. No.: **29/657,004**

(22) Filed: **Jul. 18, 2018**

(51) **LOC (12) Cl.** **09-05**

(52) **U.S. Cl.**
USPC **D9/709**

(58) **Field of Classification Search**
USPC D9/702-714, 443, 447, 499, 516-517, D9/523, 524, 526, 528, 530, 719, 572; D24/118, 207, 108; 383/6, 9, 22, 96, 383/61.1, 80-81, 104, 901, 63, 203, 107, 383/119-120, 123, 61.2, 44; 220/675, 220/495.03, 200, 288; 215/381-385, 400, 215/328, 316, 200, 217, 392, 393; 206/484; D3/202; 428/34.3, 35.2; 222/92, 215, 95, 107; 604/408, 403, 415; D7/606, 624, 514, 507, 509, 302, 317
CPC B65D 35/00; B65D 35/08; B65D 11/00; B65D 11/04; B65D 1/00; B65D 1/02; B65D 1/023; B65D 1/32; B65D 33/00; B65D 33/02; B65D 33/04; B65D 33/24; A45F 3/20; A45F 3/16

See application file for complete search history.

(56) **References Cited**

U.S. PATENT DOCUMENTS

D487,396 S *	3/2004	Scharnweber	D9/708
D693,567 S *	11/2013	Martin	D3/202
D748,493 S *	2/2016	Fay	D9/709
D856,821 S *	8/2019	Sahatjian	D9/708

* cited by examiner

Primary Examiner — Abraham Bahta

(74) *Attorney, Agent, or Firm* — Nixon & Vanderhye PC

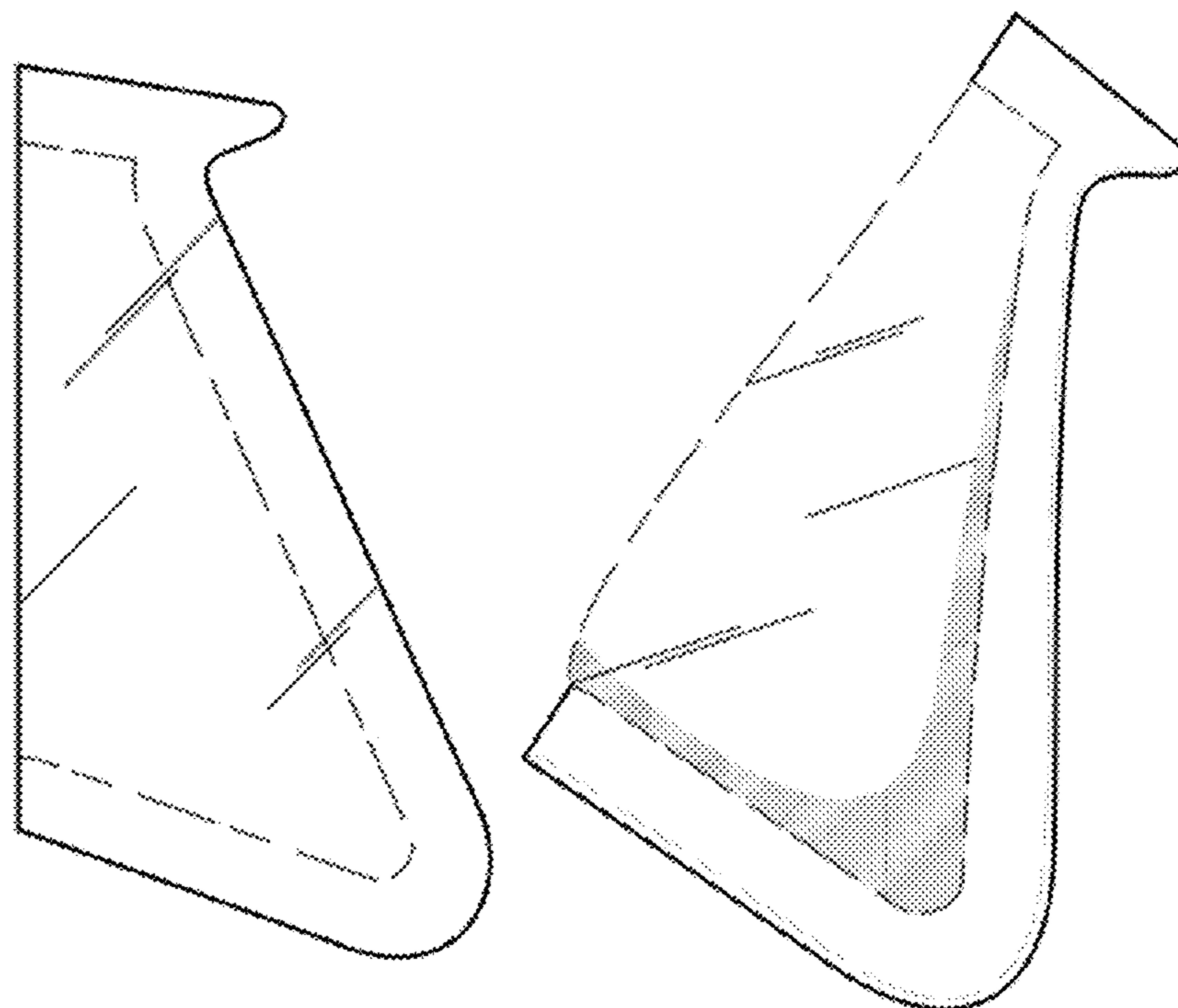
(57) **CLAIM**

The ornamental design for a flexible, fillable container, as shown and described.

DESCRIPTION

FIG. 1 is a front elevation view of the flexible, fillable container showing my new design; FIG. 2 is a right side view thereof; FIG. 3 is a left side view thereof; FIG. 4 is a top view thereof; FIG. 5 is a bottom view thereof; FIG. 6 is a front-right perspective view, the container shown in a filled condition; FIG. 7 is a right side view thereof; FIG. 8 is a left side view thereof; FIG. 9 is a top view thereof; and, FIG. 10 is a bottom view thereof. The broken line showing of portions of the flexible, fillable container is included for the purpose of illustrating environmental structure and forms no part of the claimed design. The shaded area is included to show the contour of the container when filled.

1 Claim, 6 Drawing Sheets



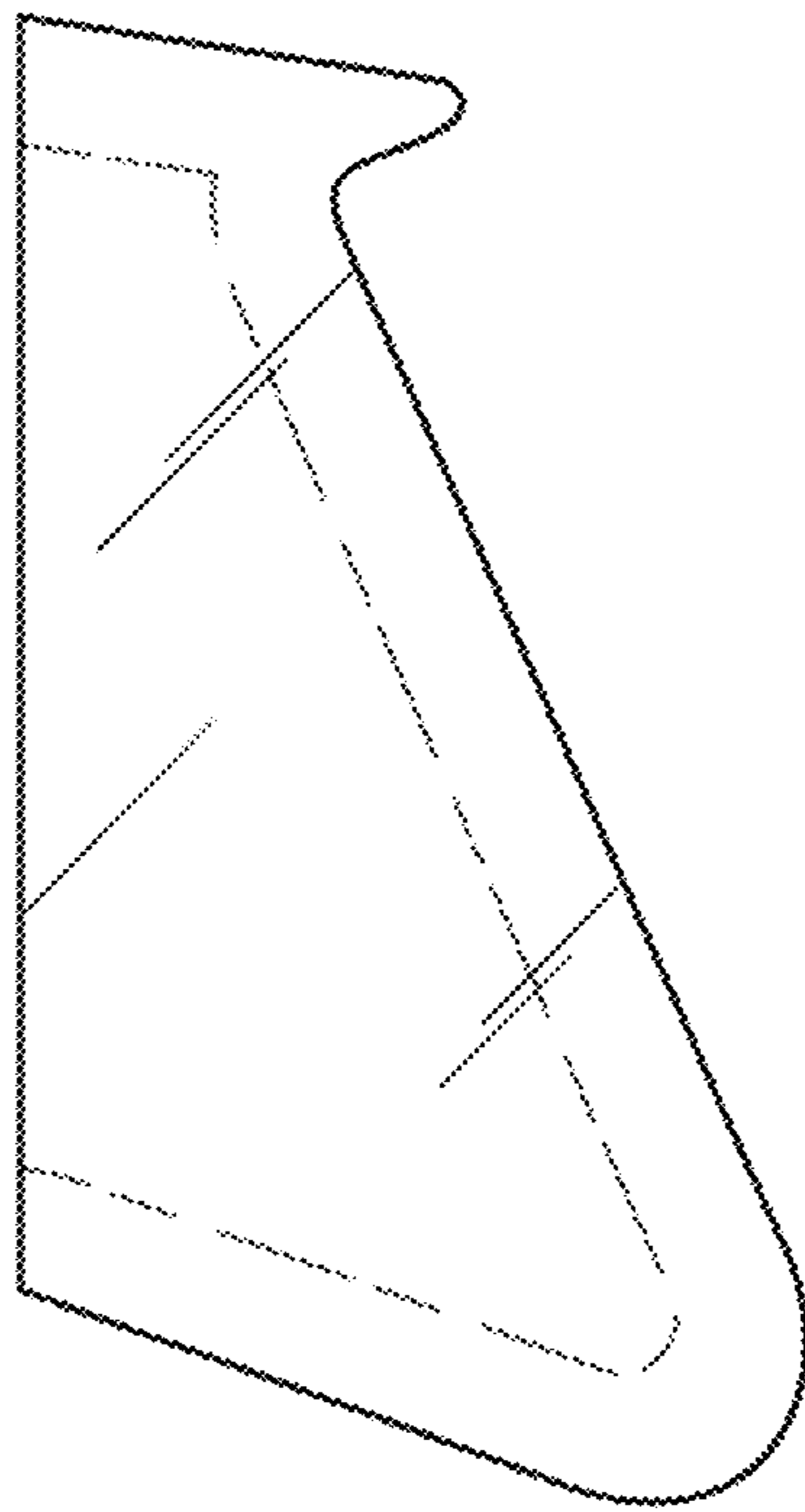


FIG. 1

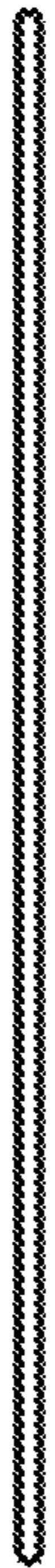



FIG. 2

FIG. 3






FIG. 4




FIG. 5

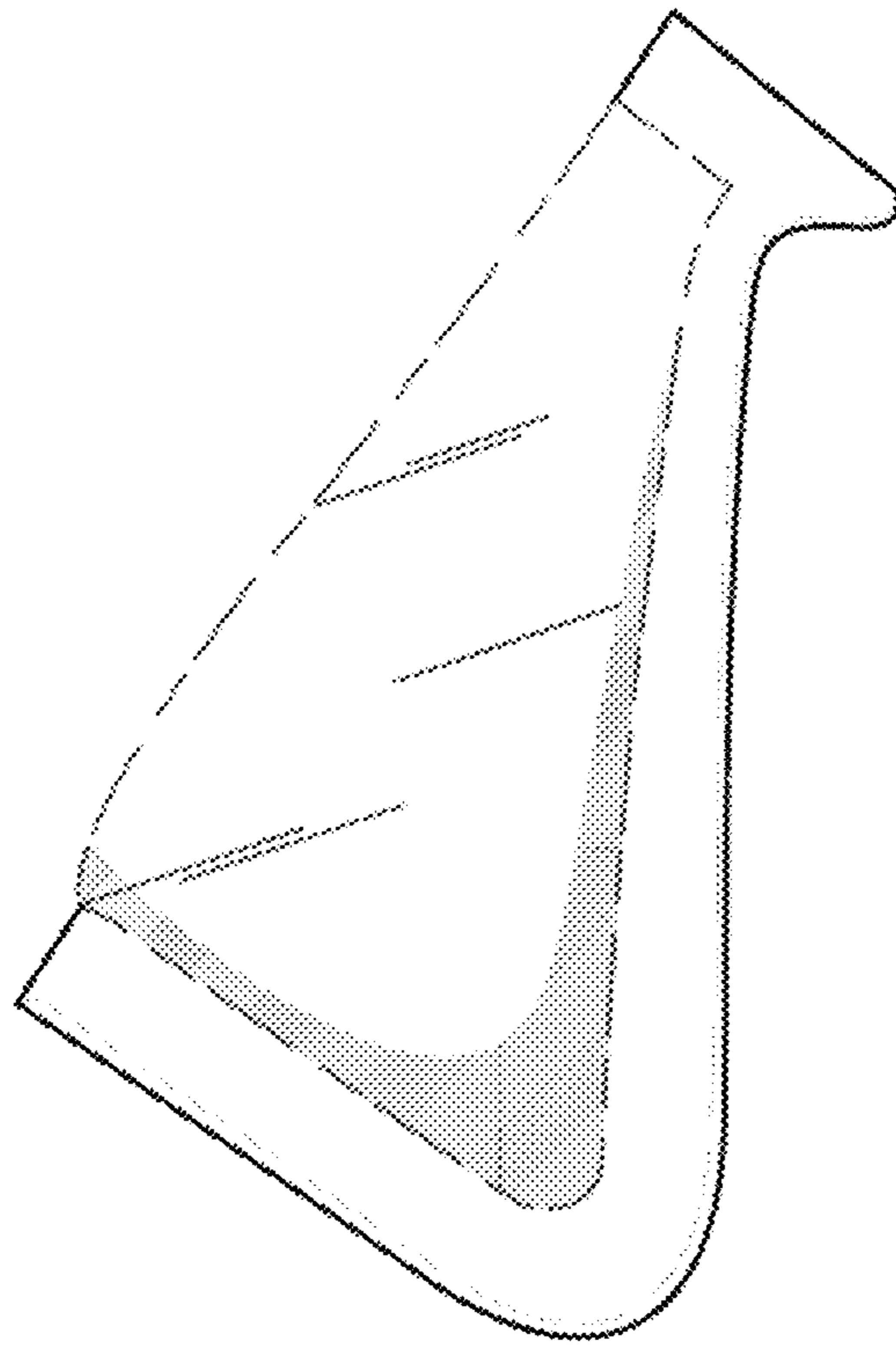


FIG. 6

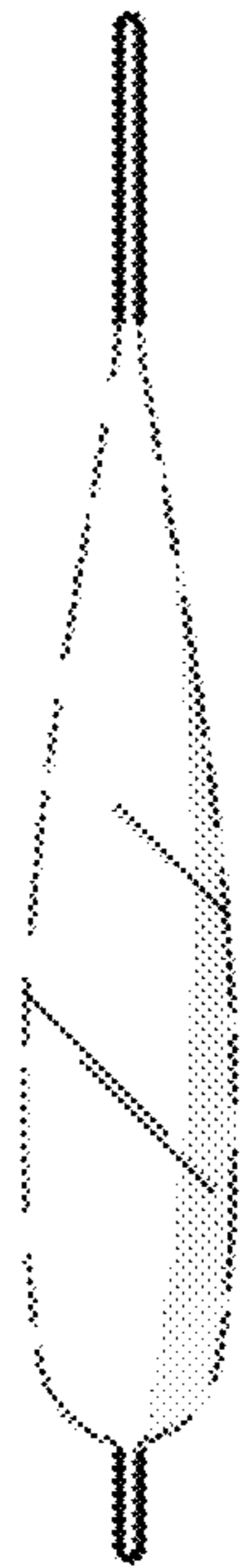



FIG. 7

FIG. 8






FIG. 9




FIG. 10