



US00D885180S

(12) **United States Design Patent** (10) **Patent No.:** **US D885,180 S**
Murchison et al. (45) **Date of Patent:** **** May 26, 2020**

(54) **OVER THE COUNTER MEDICINAL CONTAINER WITH SURFACE ORNAMENTATION**

Primary Examiner — Vy N Koenig
(74) *Attorney, Agent, or Firm* — Amanda Herman Berghauer

(71) Applicant: **The Procter & Gamble Company**, Cincinnati, OH (US)

(57) **CLAIM**

(72) Inventors: **Tracy Renae Murchison**, Springboro, OH (US); **Carol Beatty**, Cincinnati, OH (US)

The ornamental design for an over the counter medicinal container with surface ornamentation, as shown and described.

(73) Assignee: **The Procter & Gamble Company**, Cincinnati, OH (US)

DESCRIPTION

(**) Term: **15 Years**

The patent application file contains at least one drawing executed in color. Copies of this patent or patent application publication with color drawing(s) will be provided by the Office upon request and payment of the necessary fee.

(21) Appl. No.: **29/676,166**

FIG. 1 is a perspective view of a first embodiment of an over the counter medicinal container with surface ornamentation embodying our new design;

(22) Filed: **Jan. 9, 2019**

(51) **LOC (12) Cl.** **09-07**

FIG. 2 is a front view thereof;

(52) **U.S. Cl.**

FIG. 3 is a left side view thereof;

USPC **D9/434**; D9/432; D9/600

FIG. 4 is a back view thereof;

(58) **Field of Classification Search**

FIG. 5 is a right side view thereof;

USPC D9/414–423, 430–433, 434, 456, 457,

FIG. 6 is a top view thereof;

D9/711, 713, 721–722; D20/10, 22, 27,

FIG. 7 is a bottom view thereof;

D20/40, 42

FIG. 8 is a perspective view of a second embodiment of an over the counter medicinal container with surface ornamentation embodying our new design;

(Continued)

FIG. 9 is a front view thereof;

(56) **References Cited**

U.S. PATENT DOCUMENTS

FIG. 10 is a left side view thereof;

D556,572 S * 12/2007 Mongeon D9/432
D566,545 S * 4/2008 Bone D9/432

FIG. 11 is a back view thereof;

(Continued)

FIG. 12 is a right side view thereof;

OTHER PUBLICATIONS

Vicks (R) Vapocool sore throat relief lozenges, fast-acting cough drop, winterfrost. [online] Retrieved Dec. 18, 2019 from URL: https://vicks.com/en-us/shop-products/vapocool/vicks-vapocool-sore-throat-relief-lozenges-fast-acting-cough-drop.*

FIG. 13 is a top view thereof; and,

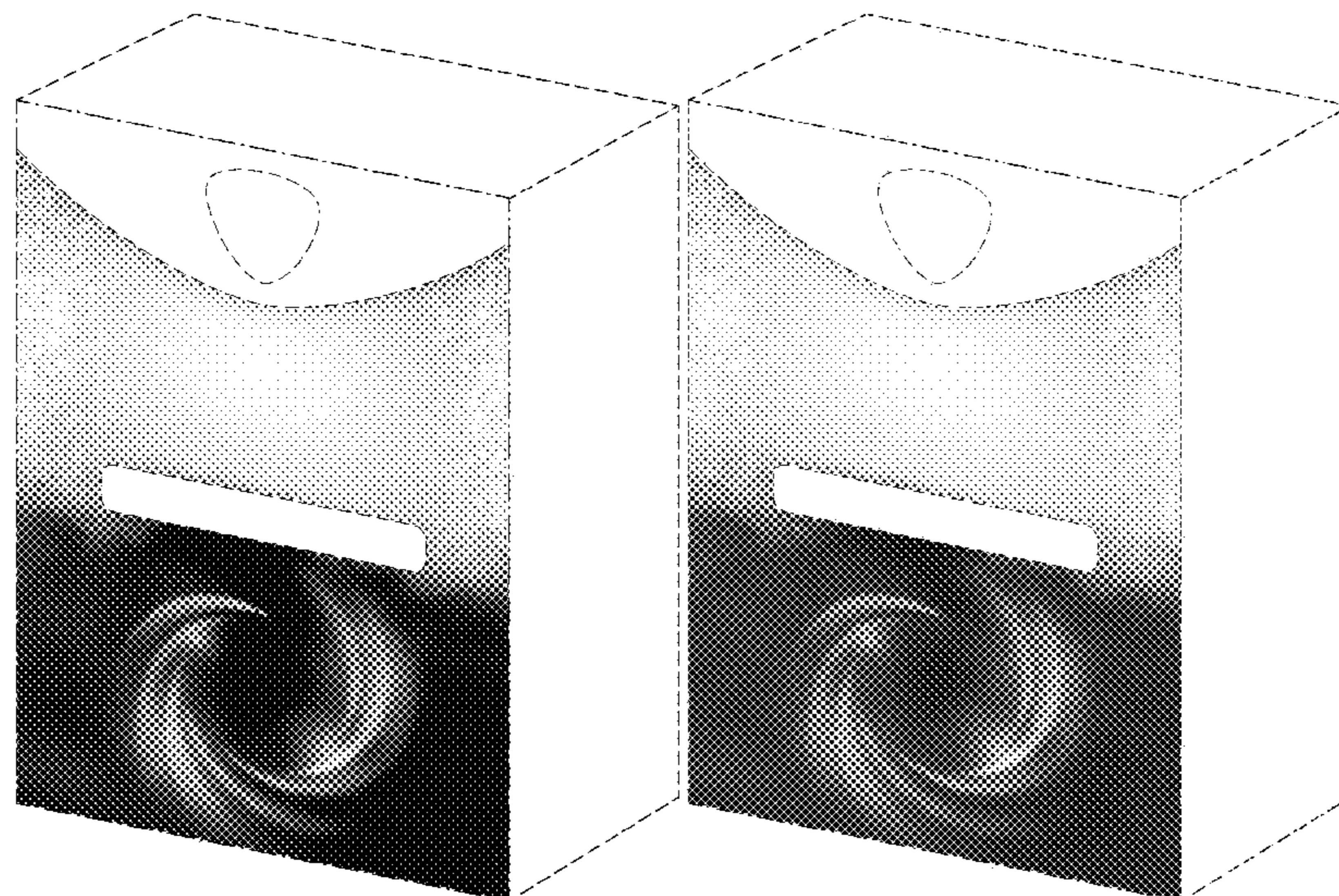
(Continued)

FIG. 14 is a bottom view thereof.

The evenly broken lines are shown for the purpose of illustrating parts of the article that form no part of the claim.

The dot-dash lines represent the boundaries of the claim and form not part thereof.

1 Claim, 6 Drawing Sheets
(2 of 6 Drawing Sheet(s) Filed in Color)



(58) **Field of Classification Search**

CPC ... B65D 5/00; B65D 5/02; B65D 5/18; B65D
5/20

See application file for complete search history.

(56) **References Cited**

U.S. PATENT DOCUMENTS

D587,111 S *	2/2009	Seol	D5/56
D590,251 S *	4/2009	Seol	D5/56
D644,102 S *	8/2011	Kopulos	D9/434
D649,045 S *	11/2011	Kopulos	D9/434
D656,016 S *	3/2012	Hablutzel	D9/434
D683,218 S *	5/2013	Thompson	D9/432
D747,196 S *	1/2016	Merchant	D9/434
D753,487 S *	4/2016	Wells	D9/434
D783,396 S *	4/2017	Riffe	D9/434
D794,442 S *	8/2017	Boston	D9/414
D799,964 S *	10/2017	Abel	D9/499
D867,876 S *	11/2019	Reichelt	D9/432

OTHER PUBLICATIONS

U.S. Appl. No. 29/676,162, filed Jan. 9, 2019, Murchison et al.

* cited by examiner




FIG. 1




FIG. 2




FIG. 3




FIG. 4




FIG. 5




FIG. 6



FIG. 7

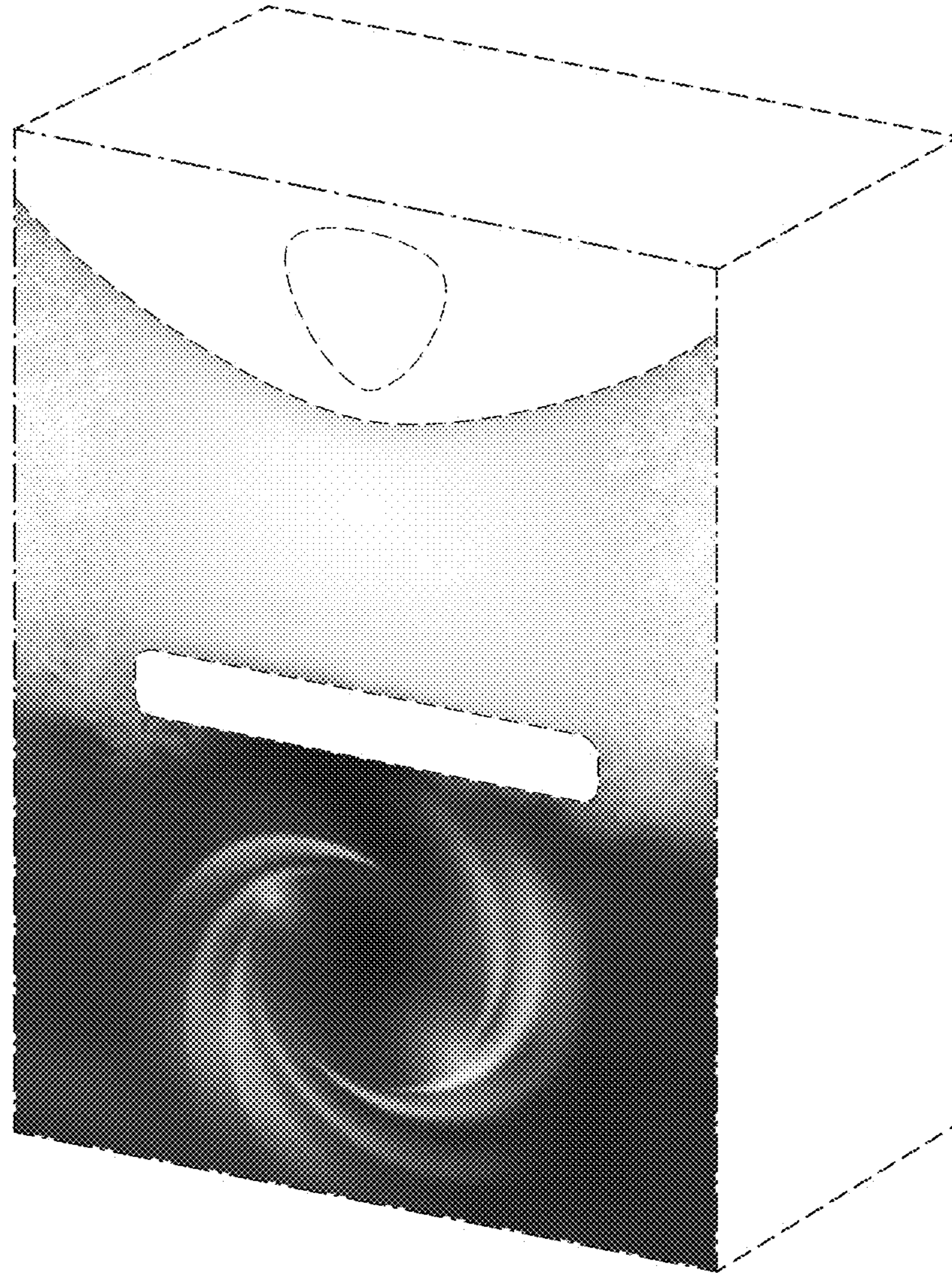


FIG. 8




FIG. 9




FIG. 10




FIG. 11




FIG. 12




FIG. 13



FIG. 14