



US00D885141S

(12) **United States Design Patent** (10) **Patent No.:** **US D885,141 S**
Hu (45) **Date of Patent:** **** May 26, 2020**

(54) **MULTIFUNCTIONAL COLD INSULATION CONTAINER**

7,073,678 B1 * 7/2006 Dibdin A47G 19/2272
220/254.1
D540,625 S * 4/2007 Sandberg D7/608
D709,734 S * 7/2014 Kotani D7/608

(71) Applicant: **Gang Hu**, Zhejiang (CN)

* cited by examiner

(72) Inventor: **Gang Hu**, Zhejiang (CN)

Primary Examiner — Terry A Wallace

(**) Term: **15 Years**

(74) *Attorney, Agent, or Firm* — Muncy, Geissler, Olds & Lowe, P.C.

(21) Appl. No.: **29/644,502**

(22) Filed: **Apr. 18, 2018**

(51) **LOC (12) Cl.** **07-01**

(57) **CLAIM**

(52) **U.S. Cl.**

The ornamental design for a multifunctional cold insulation container, as shown and described.

USPC **D7/608**; D7/510

(58) **Field of Classification Search**

USPC D7/605–608, 509–511; D9/500–505,
D9/537, 443, 558, 522, 516, 532
CPC A47G 19/2205; A47G 19/23; A47G
19/2272; A47G 2019/2294; A47J 41/02;
A47J 41/022; A47J 41/024; A47J 41/026;
A47J 41/028; A47J 41/00; A47J 41/0077;
B65D 81/3823; B65D 81/3818; B65D
81/3846

DESCRIPTION

See application file for complete search history.

FIG. 1 is a front elevational view of a multifunctional cold insulation container showing my new design, the rear elevational, left side elevational, and right side elevational views being identical thereto;

(56) **References Cited**

U.S. PATENT DOCUMENTS

6,119,888 A * 9/2000 Goto A47J 41/0083
215/13.1
D456,218 S * 4/2002 Hatsumoto D7/608


FIG. 2 is a top plan view thereof;

FIG. 3 is a bottom plan view thereof;

FIG. 4 is a top perspective view thereof; and,

FIG. 5 is a bottom perspective view thereof.

1 Claim, 5 Drawing Sheets






FIG. 1



FIG. 2




FIG. 3



FIG. 4

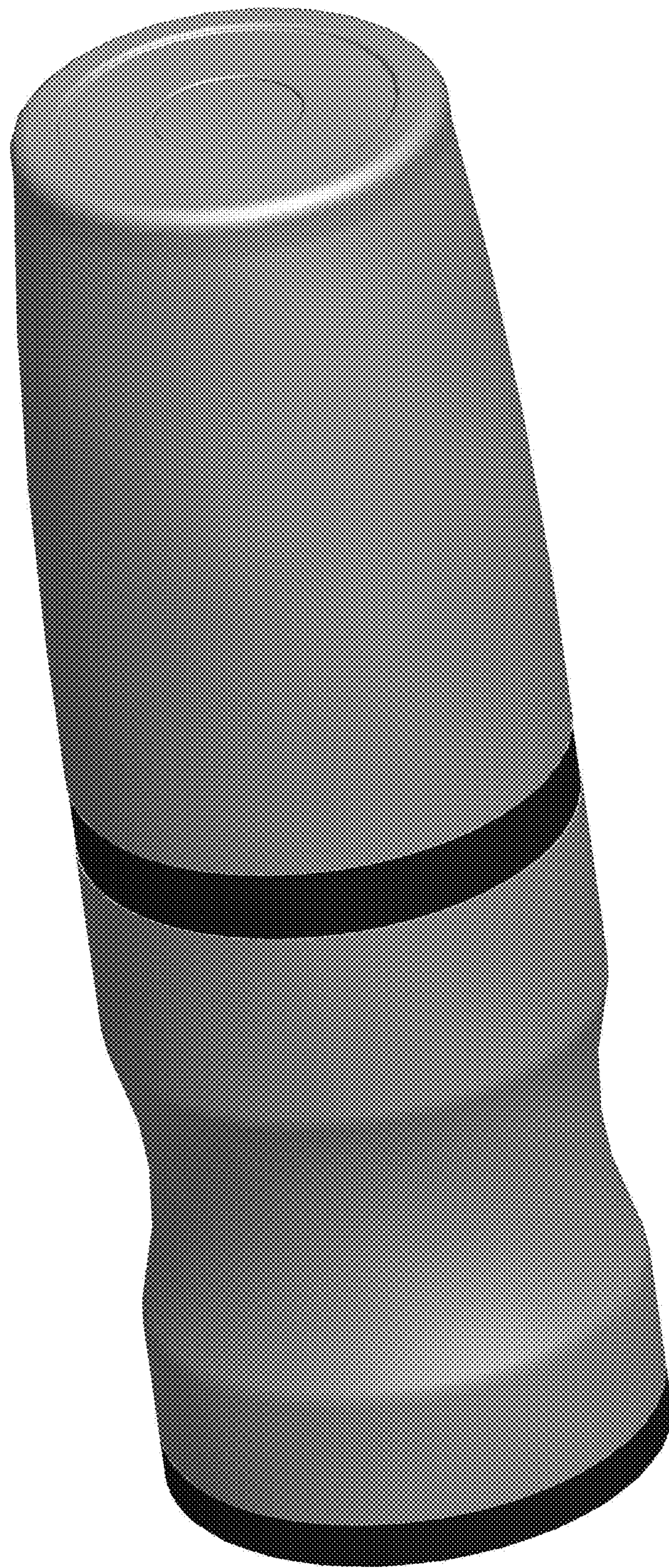


FIG. 5