



US00D885075S

(12) **United States Design Patent**
Dorner

(10) **Patent No.:** **US D885,075 S**

(45) **Date of Patent:** **** May 26, 2020**

(54) **SOFA**

(71) Applicant: **CINNA**, Briord (FR)

(72) Inventor: **Marie-Christine Dorner**, Paris (FR)

(73) Assignee: **CINNA**, Briord (FR)

(**) Term: **15 Years**

(21) Appl. No.: **29/650,176**

(22) Filed: **Jun. 5, 2018**

(30) **Foreign Application Priority Data**

Dec. 5, 2017 (WO) DM/098 867

(51) **LOC (12) Cl.** **06-01**

(52) **U.S. Cl.**
USPC **D6/377**

(58) **Field of Classification Search**
USPC D6/334, 335, 349, 353, 354, 356, 360,
D6/361, 362, 364, 365, 366, 371, 374,
D6/375, 377, 379, 380, 381
CPC A47C 4/02; A47C 4/04; A47C 4/52; A47C
11/00; A47C 15/002; A47C 1/00; A47C
1/03; A47C 7/002
See application file for complete search history.

(56) **References Cited**

U.S. PATENT DOCUMENTS

- 61,610 A * 1/1867 Cutter A47C 17/22
5/29
- D7,355 S * 4/1874 Carter D6/361
- 151,539 A * 6/1874 Johnson A47C 17/22
5/54
- D99,959 S * 6/1936 Nathan D6/377
- D174,584 S * 4/1955 Michlin D6/377
- D174,960 S * 6/1955 Michlin D6/377
- D252,488 S * 7/1979 Petersilie 5/12.1
- D339,246 S * 9/1993 Hutton D6/361
- D368,174 S * 3/1996 Lewis D6/361

- D390,021 S * 2/1998 Smith D6/361
- D408,645 S * 4/1999 Smith D6/361
- D427,445 S * 7/2000 Gomez D6/377
- D472,067 S * 3/2003 Nicoletti D6/377
- D574,162 S * 8/2008 Hoppert D6/381
- D587,029 S * 2/2009 Mourgue D6/381
- D593,765 S * 6/2009 Mourgue D6/381
- D682,575 S * 5/2013 Versace D6/377
- D699,963 S * 2/2014 Hidalgo D6/381
- D712,674 S * 9/2014 Ciani D6/377
- D821,775 S * 7/2018 Levine A47C 17/22
D6/377
- D834,848 S * 12/2018 Figueira D6/377

OTHER PUBLICATIONS

Invisible Collection, The Curve Sofa and Footstool, Collett-Zarzycki, date unknown, found on Jan. 18, 2020 at <https://www.theinvisiblecollection.com/product/curve-sofa-footstool-collett-zarzycki/>.*

* cited by examiner

Primary Examiner — Karen S Acker
(74) *Attorney, Agent, or Firm* — Cantor Colburn LLP

(57) **CLAIM**

I claim, the ornamental design for a sofa, as shown and described.

DESCRIPTION

FIG. 1 is a perspective view of a sofa, showing my new design;
FIG. 2 is a front view thereof;
FIG. 3 is a rear view thereof;
FIG. 4 is a side view thereof taken from the right of FIG. 2;
FIG. 5 is a bottom view thereof;
FIG. 6 is a perspective view thereof showing the rear and the side opposite from that illustrated in FIG. 4; and,
FIG. 7 is a top view thereof.

1 Claim, 7 Drawing Sheets






FIG. 1




FIG. 2




FIG. 3



FIG. 4




FIG. 5




FIG. 6




FIG. 7