



US00D885066S

(12) **United States Design Patent** (10) **Patent No.:** **US D885,066 S**  
**MacNeel et al.** (45) **Date of Patent:** **\*\* May 26, 2020**

(54) **MIRROR**

(71) Applicant: **MCS Industries, Inc.**, Easton, PA (US)

(72) Inventors: **Joshua Ryan MacNeel**, Rogers, AR (US); **Ariane Ebba Boli**, Delaware Water Gap, PA (US)

(73) Assignee: **MCS INDUSTRIES, INC.**, Easton, PA (US)

(\*\*) Term: **15 Years**

(21) Appl. No.: **29/654,127**

(22) Filed: **Jun. 21, 2018**

(51) **LOC (12) Cl.** ..... **06-06**

(52) **U.S. Cl.**  
USPC ..... **D6/303**

(58) **Field of Classification Search**  
USPC ..... D6/300-314  
CPC ..... A47G 1/02; A47G 1/04  
See application file for complete search history.

(56) **References Cited**

**U.S. PATENT DOCUMENTS**

D77,738 S *	2/1929	Bricker, Sr. et al. ....	D25/48.7
D265,933 S *	8/1982	Simpson .....	D25/103
D300,466 S *	3/1989	Widner .....	D25/48.7
D409,394 S *	5/1999	Zaidman .....	D6/301
D449,168 S *	10/2001	Garrell .....	D6/300
D490,908 S *	6/2004	Barnard .....	D25/103
2019/0387903 A1 *	12/2019	MacNeel .....	A47G 1/166

**OTHER PUBLICATIONS**

[https://www.wayfair.com/Laurel-Foundry-Modern-Farmhouse-Faux-Window-Wood-Wall-Mirror-LARK6837-L41-K~LARK6837.html?refid=GX112603340403-LARK6837&device=c&ptid=267451195181&network=s&targetid=pla-267451195181&channel=GooglePLA&gclid=CjwKCAjwgYPZBRBoEiwA2XeupUWJ3-EDrNwdNTWvRYBleYrnq0Ax1C\\_KQW8gBJUj3cxYktlSpeYBoCOnYQAvD\\_BwE](https://www.wayfair.com/Laurel-Foundry-Modern-Farmhouse-Faux-Window-Wood-Wall-Mirror-LARK6837-L41-K~LARK6837.html?refid=GX112603340403-LARK6837&device=c&ptid=267451195181&network=s&targetid=pla-267451195181&channel=GooglePLA&gclid=CjwKCAjwgYPZBRBoEiwA2XeupUWJ3-EDrNwdNTWvRYBleYrnq0Ax1C_KQW8gBJUj3cxYktlSpeYBoCOnYQAvD_BwE); search conducted on Jun. 13, 2018, pages 1-3, U.S.

<https://www.overstock.com/Home-Garden/Somerset-Window-Pane-Brown-Wood-Wall-Mirror/20112724/product.html>; search conducted Jun. 13, 2018, pp. 1-7.

[https://www.wayfair.com/Highland-Dunes-Armanno-Window-Shutter-Wall-Min-or-BF066550-L41-K~CYRG1858.html?refid=GX252787954711-CYRG1858&device=c&ptid=439821146061&network=g&targetid=aud-295866893899:pla-439821146061&channel=GooglePLA&gclid=CjwKCAjwgYPZBRBoEiwA2Xeu pWV80Akmm6KxGF1rqmUSjiDpkeimn3WDGMB05X7VEm4Y8cP162AGCxoC5YoQAvD\\_BwE](https://www.wayfair.com/Highland-Dunes-Armanno-Window-Shutter-Wall-Min-or-BF066550-L41-K~CYRG1858.html?refid=GX252787954711-CYRG1858&device=c&ptid=439821146061&network=g&targetid=aud-295866893899:pla-439821146061&channel=GooglePLA&gclid=CjwKCAjwgYPZBRBoEiwA2Xeu pWV80Akmm6KxGF1rqmUSjiDpkeimn3WDGMB05X7VEm4Y8cP162AGCxoC5YoQAvD_BwE); search conducted Jun. 13, 2018, pp. 1-3. US.

[https://www.build.com/cooper-classics-41254/s1429704?uid=3359676&source=gg-gba-pla\\_33596761c1358949536!a56063702802!dc!ng&gclid=CjwKCAjwgYPZBRBoEiwA2XeupSEGBBONiADHunH K0aTP6Ov145SySfq0r3EMH0-yc8vitOn2sBvPJhoCrwYQAvD\\_BwE](https://www.build.com/cooper-classics-41254/s1429704?uid=3359676&source=gg-gba-pla_33596761c1358949536!a56063702802!dc!ng&gclid=CjwKCAjwgYPZBRBoEiwA2XeupSEGBBONiADHunH K0aTP6Ov145SySfq0r3EMH0-yc8vitOn2sBvPJhoCrwYQAvD_BwE); search conducted Jun. 13, 2018, pp. 1-2. US.

<https://www.birchlane.com/decor/pdp/birch-lane-crewe-mirror-bl16504.html>; search conducted Jun. 13, 2018, pp. 1-3. US.

\* cited by examiner

*Primary Examiner* — Deanna L Pratt

(74) *Attorney, Agent, or Firm* — Belles Katz LLC

(57) **CLAIM**

The ornamental design for a mirror, as shown and described.

**DESCRIPTION**

FIG. 1 is a front perspective view of a mirror according to a first embodiment of the present invention;  
FIG. 2 is a rear perspective view thereof;  
FIG. 3 is a front view thereof;  
FIG. 4 is a rear view thereof;  
FIG. 5 is a left-side view thereof;  
FIG. 6 is a right-side view thereof;  
FIG. 7 is a top view thereof;  
FIG. 8 is a bottom view thereof;  
FIG. 9 is a front perspective view of a mirror according to a second embodiment of the present invention;  
FIG. 10 is a rear perspective view thereof;  
FIG. 11 is a front view thereof;  
FIG. 12 is a rear view thereof;  
FIG. 13 is a left-side view thereof;  
FIG. 14 is a right-side view thereof;  
FIG. 15 is a top view thereof; and,

(Continued)

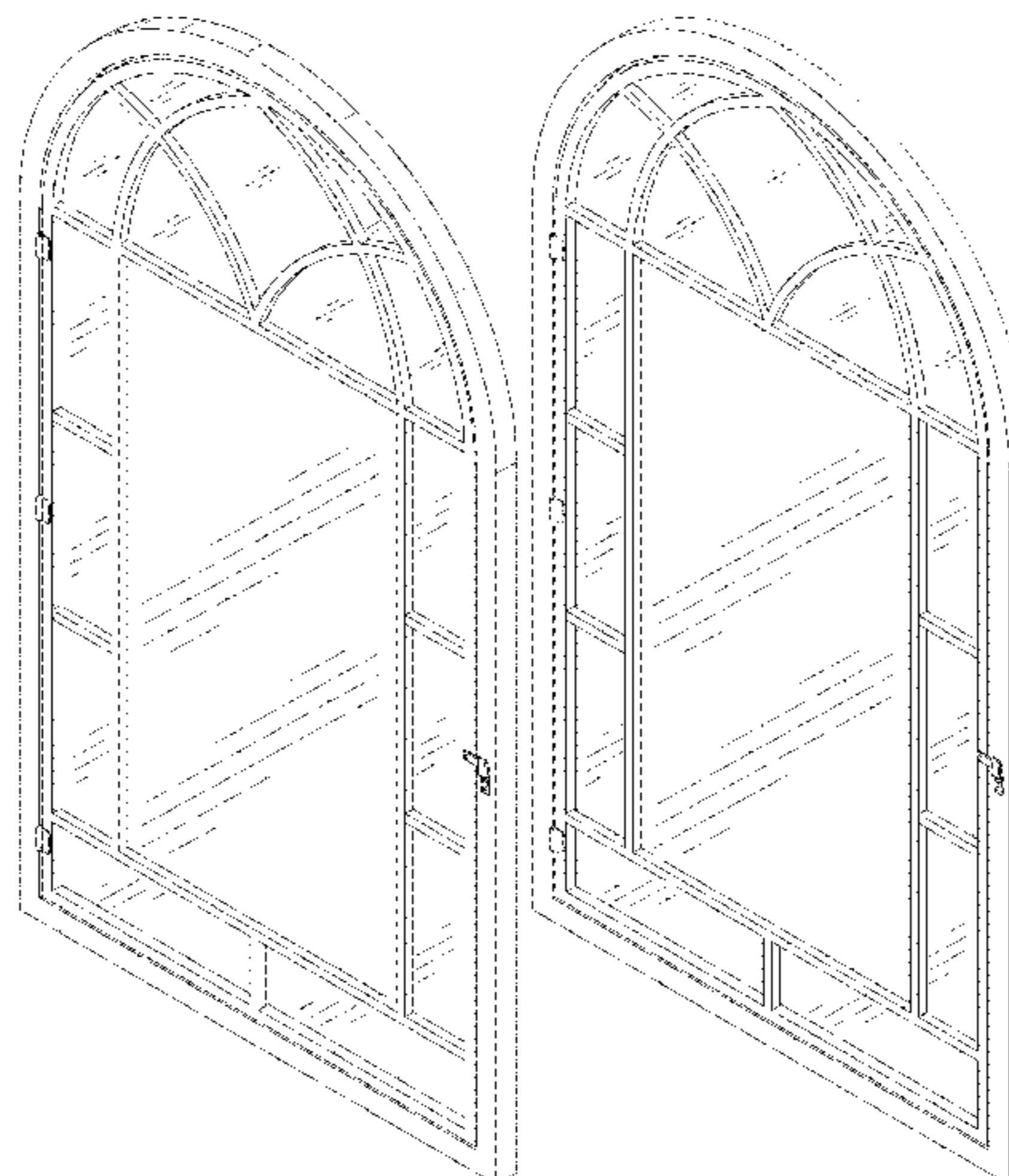


FIG. 16 is a bottom view thereof.  
The broken lines shown in the drawings illustrate portions of  
the article that form no part of the claimed design.

**1 Claim, 12 Drawing Sheets**




FIG. 1

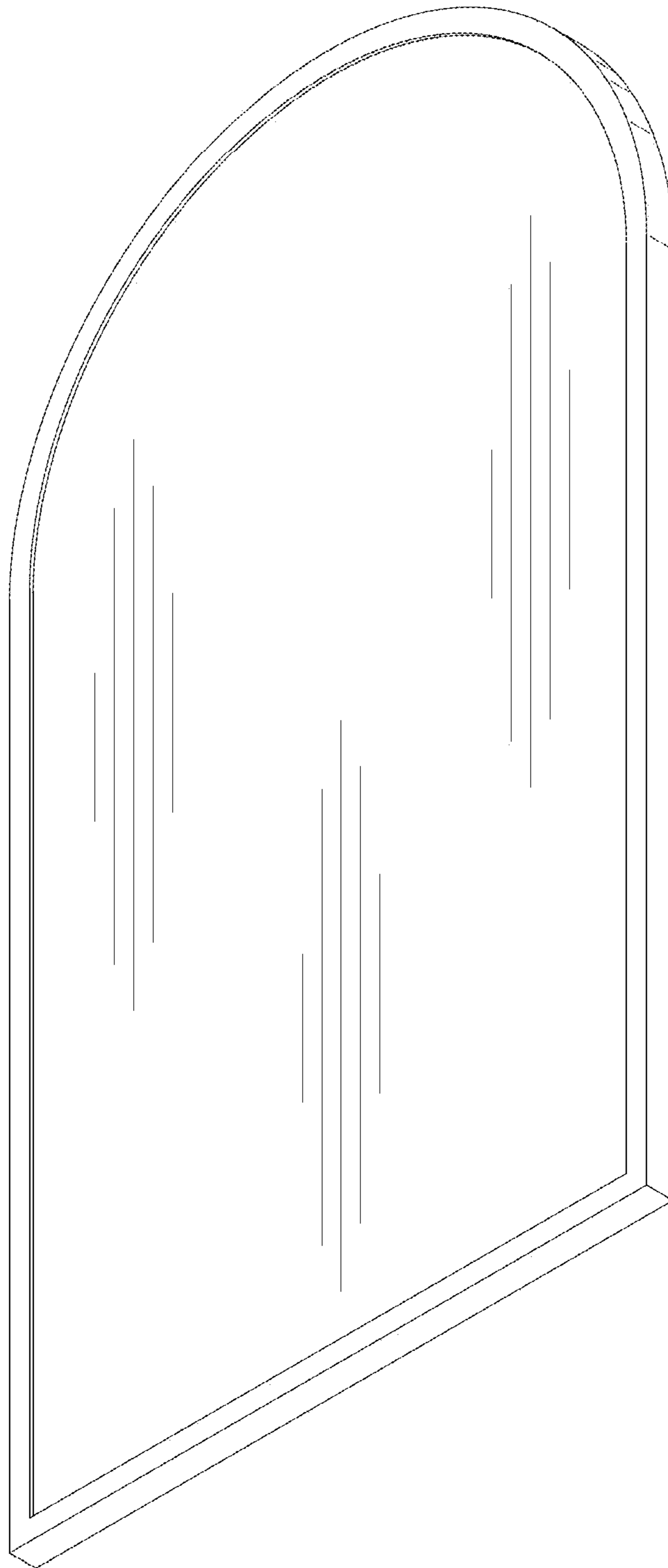


FIG. 2




FIG. 3



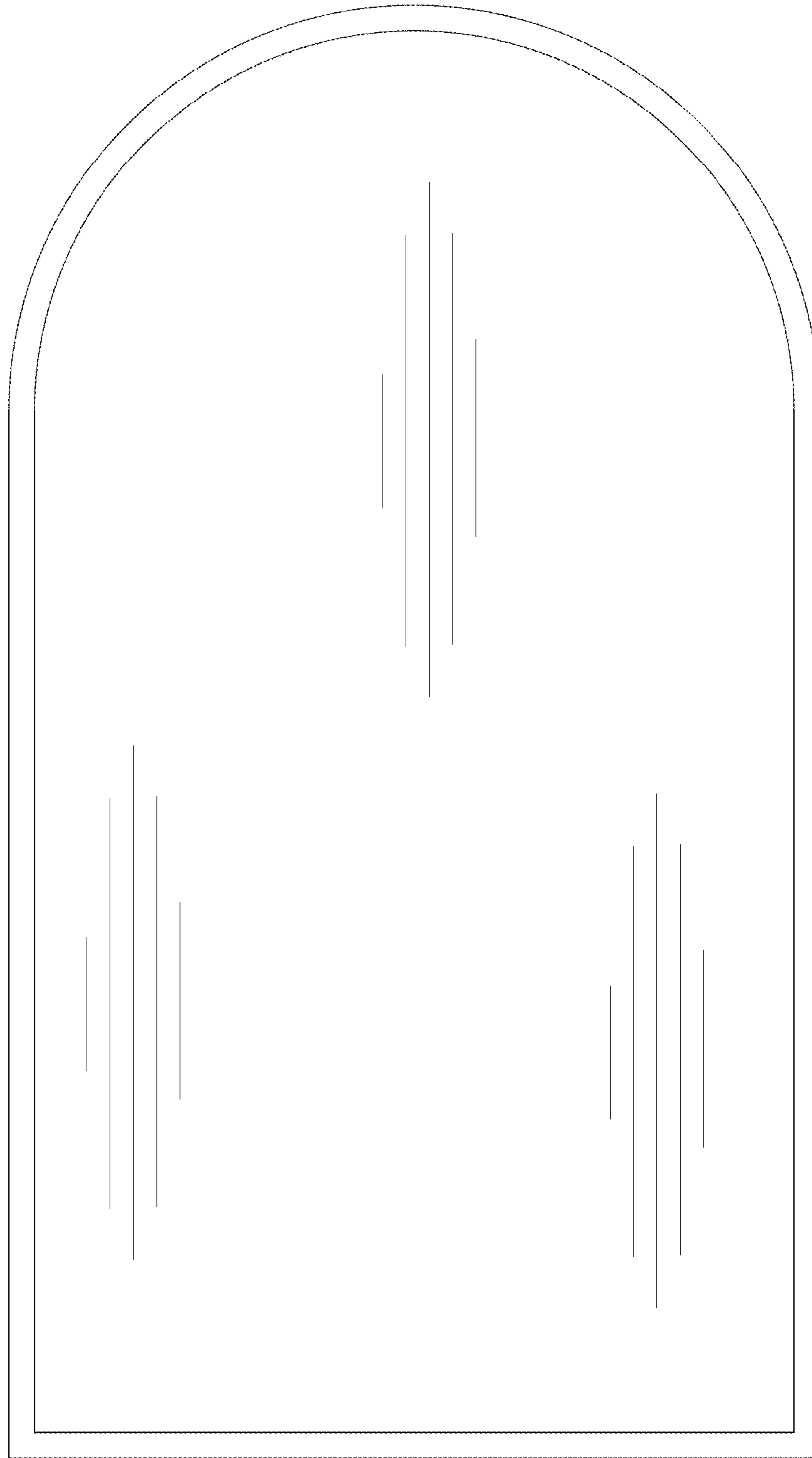


FIG. 4




FIG. 5




FIG. 6




FIG. 7




FIG. 8






FIG. 9




FIG. 10




FIG. 11




FIG. 12




FIG. 13



FIG. 14




FIG. 15

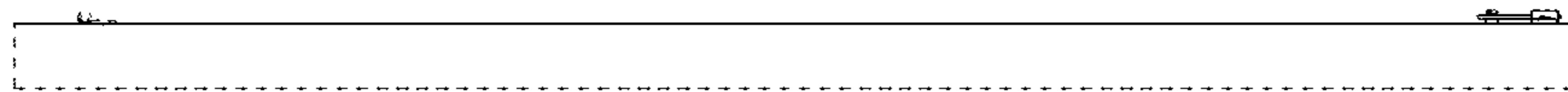


FIG. 16