



US00D885034S

(12) **United States Design Patent**
Constantini

(10) **Patent No.:** **US D885,034 S**

(45) **Date of Patent:** **** May 26, 2020**

- (54) **HEEL**
- (71) Applicant: **Givenchy (Société Anonyme)**, Paris (FR)
- (72) Inventor: **Pamela Constantini**, Paris (FR)
- (73) Assignee: **GIVENCHY (SOCIÉTÉ ANONYME)**, Paris (FR)
- (**) Term: **15 Years**
- (21) Appl. No.: **29/673,009**
- (22) Filed: **Dec. 11, 2018**
- (51) **LOC (12) Cl.** **02-04**
- (52) **U.S. Cl.**
USPC **D2/965**
- (58) **Field of Classification Search**
USPC D2/896, 915, 918, 922, 926, 927, 946,
D2/964, 965, 966, 967, 968
CPC .. A43B 1/00; A43B 1/10; A43B 21/00; A43B
21/02; A43B 21/025; A43B 21/03; A43B
21/04; A43B 21/06; A43B 21/08; A43B
21/18; A43B 21/20; A43B 21/22; A43B
21/24; A43B 21/36; A43B 21/54
See application file for complete search history.

(56) **References Cited**

U.S. PATENT DOCUMENTS

D120,314 S *	4/1940	Levin	D2/965
D121,193 S *	6/1940	Nutt	D2/965
D121,194 S *	6/1940	Nutt	D2/965
D121,195 S *	6/1940	Nutt	D2/965
D122,123 S *	8/1940	Korda	D2/966
2,284,328 A *	5/1942	Korda	A43B 21/24 36/34 R
2,328,319 A *	8/1943	Barton	A43B 21/00 36/34 A

2,489,018 A *	11/1949	Dodge	A43B 3/16 36/1
D216,662 S *	3/1970	Barbaresi	D2/965
D216,664 S *	3/1970	Barbaresi	D2/965
D347,937 S *	6/1994	Garland	D2/965
6,021,586 A *	2/2000	Bucalo	A43B 3/24 36/42
D469,948 S *	2/2003	Lin	D2/951
D470,650 S *	2/2003	Lin	D2/946
D499,240 S *	12/2004	Kuo	D2/965
D568,592 S *	5/2008	Choi	D2/927
D578,286 S *	10/2008	Hogan	D2/947
D632,463 S *	2/2011	Brown	36/72 B
D676,638 S *	2/2013	McGrath	D2/965
D716,538 S *	11/2014	Wang	D2/965
D728,211 S *	5/2015	Kirkwood	D2/965
D747,862 S *	1/2016	Blair	D2/965
D804,795 S *	12/2017	Negri	D2/965
D812,885 S *	3/2018	Spring	D2/965
D830,042 S *	10/2018	Hardy	D2/939
D853,102 S *	7/2019	Castillo	D2/968

(Continued)

Primary Examiner — Elizabeth J Oswecki

(74) *Attorney, Agent, or Firm* — Finnegan, Henderson, Farabow, Garrett & Dunner, LLP

(57) **CLAIM**

The ornamental design for a heel, as shown and described.

DESCRIPTION

FIG. 1 is a front, right perspective view of a heel showing my new design;

FIG. 2 is front, left perspective view thereof;

FIG. 3 is right elevation view thereof;

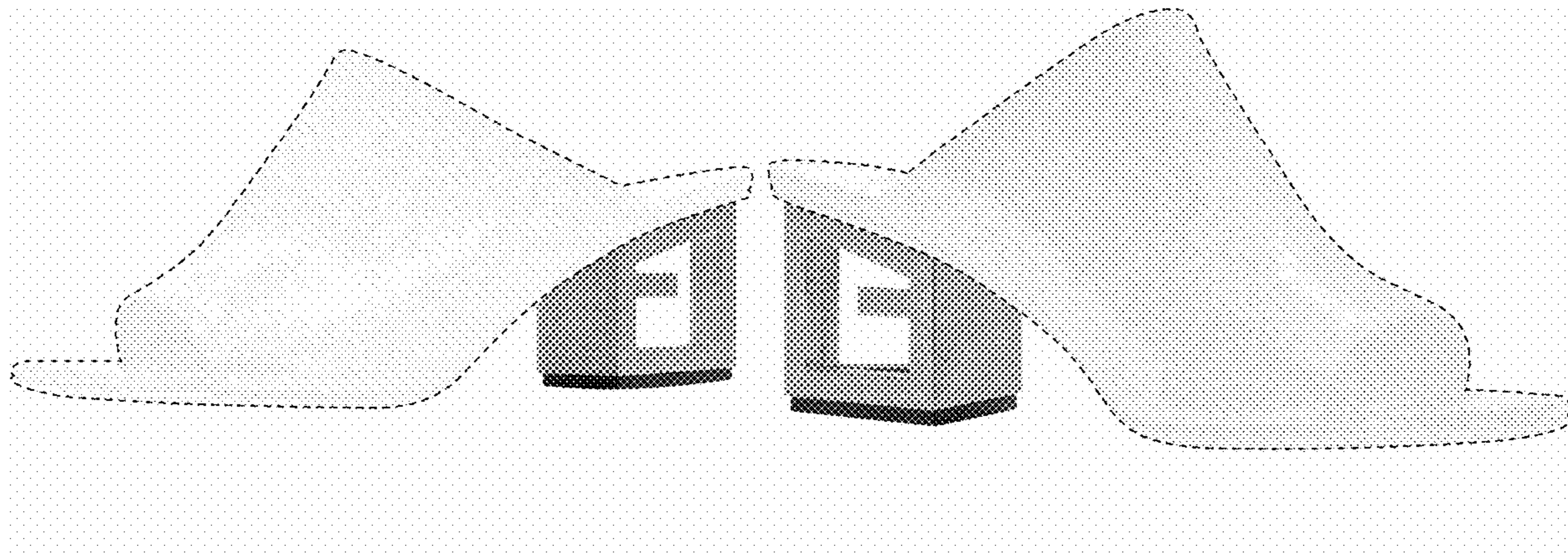
FIG. 4 is left elevation view thereof;

FIG. 5 is rear elevation view thereof; and,

FIG. 6 is bottom plan view thereof.

The light grey portion of the shoe shown in broken lines attached to the heel is environment that forms no part of the claimed design.

1 Claim, 6 Drawing Sheets



(56)

References Cited

U.S. PATENT DOCUMENTS

D858,069 S * 9/2019 Kim D2/965
D858,971 S * 9/2019 Kim D2/965

* cited by examiner

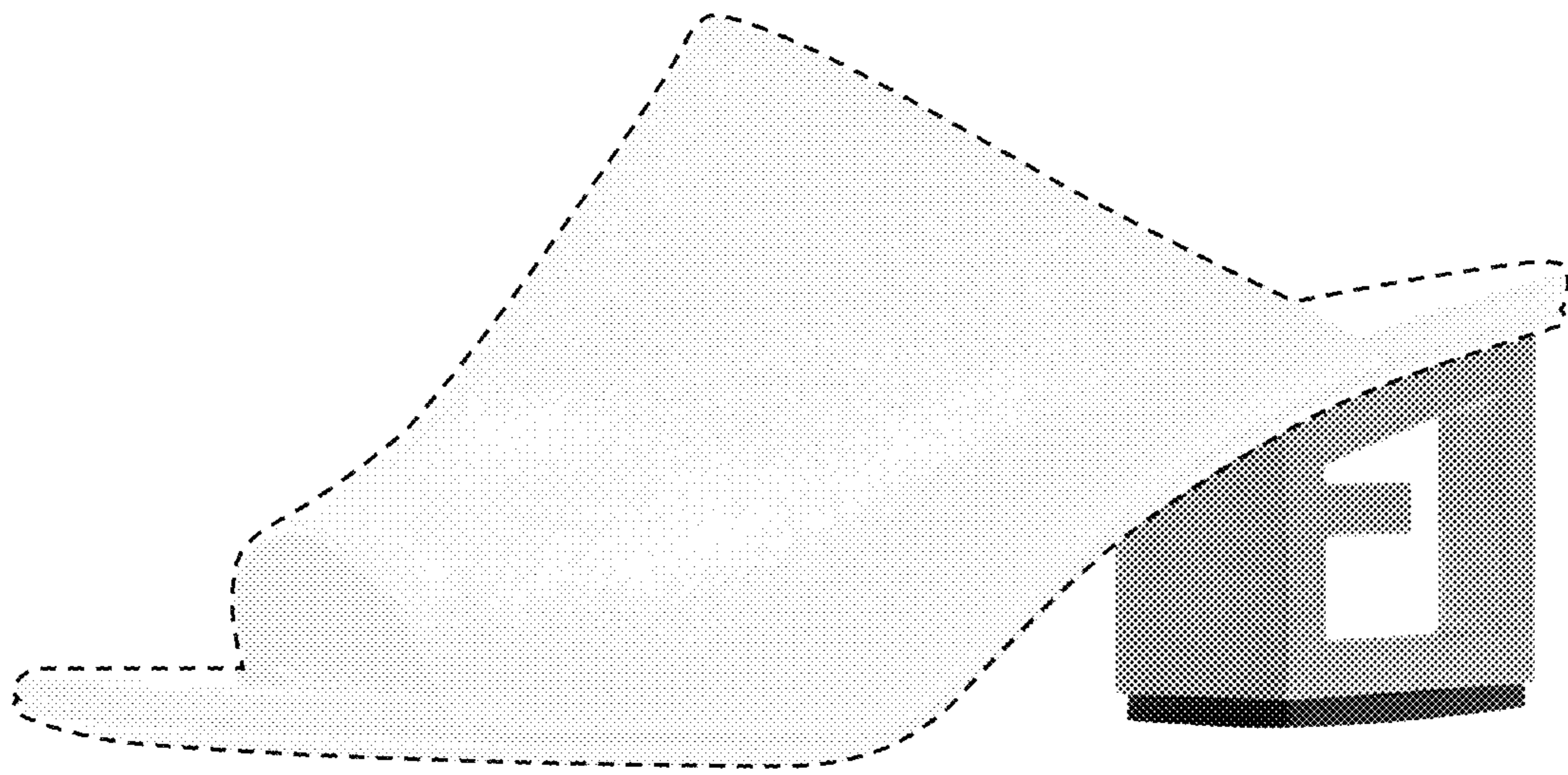


FIG. 1



FIG. 2




FIG. 3

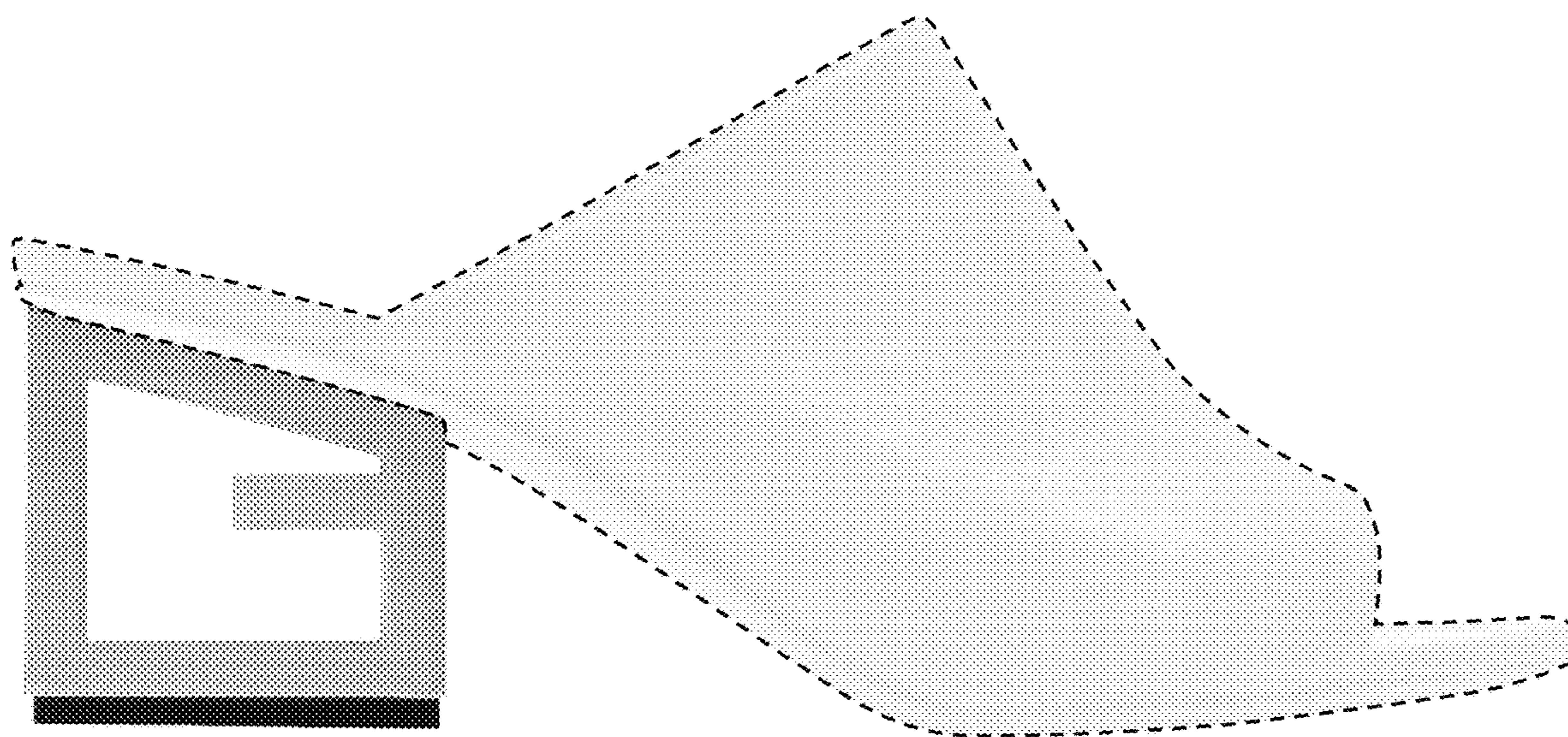


FIG. 4

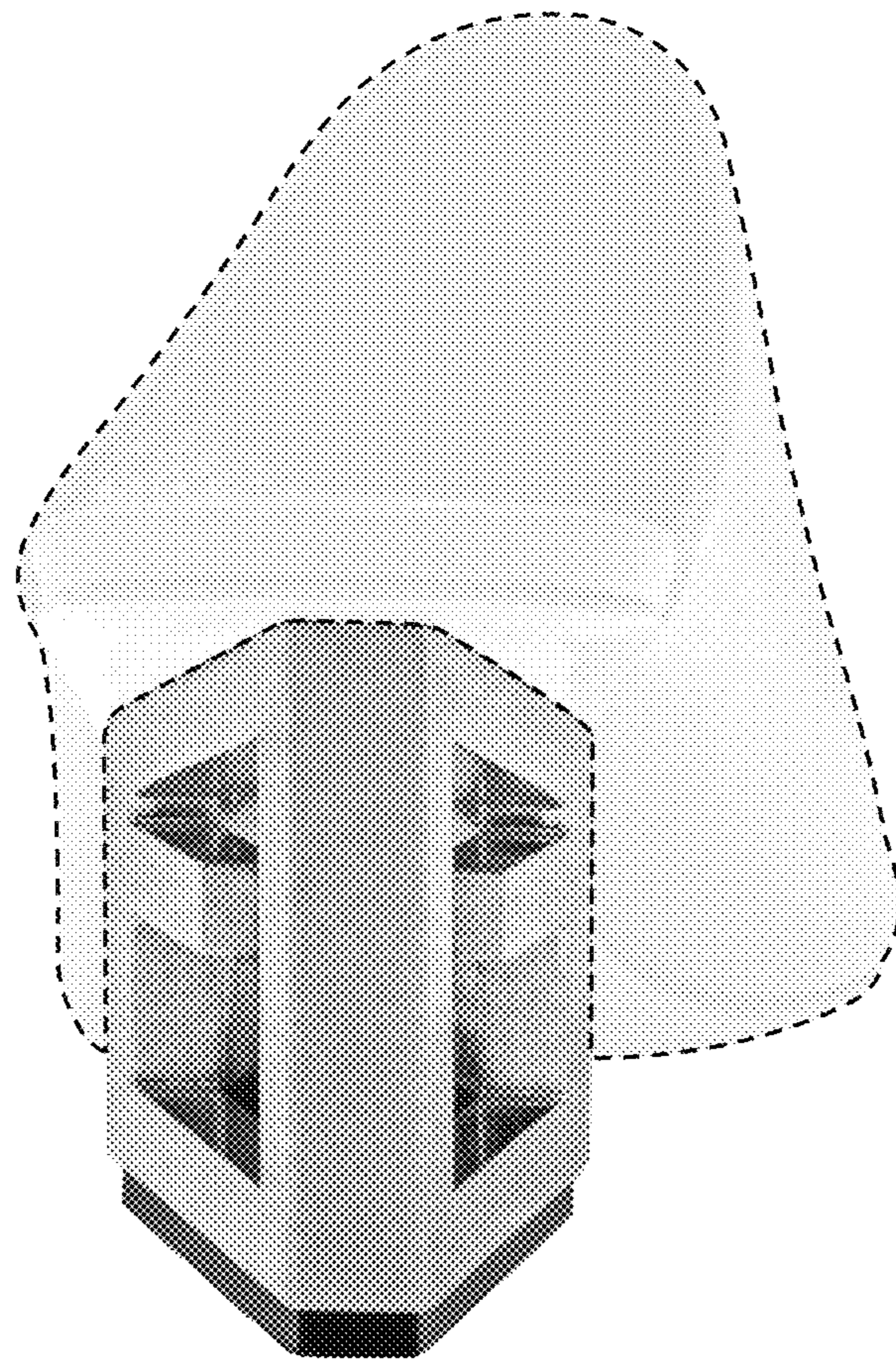


FIG. 5

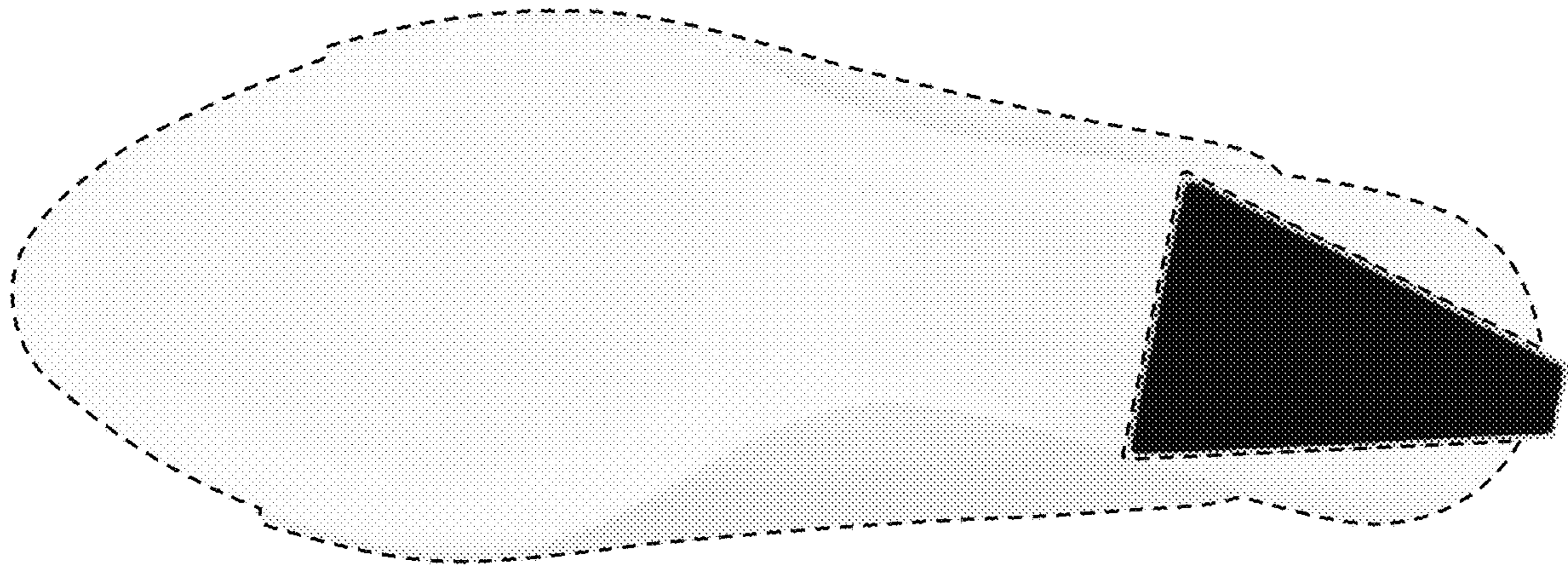


FIG. 6