



US00D885009S

(12) **United States Design Patent** (10) **Patent No.:** **US D885,009 S**
Lascsak (45) **Date of Patent:** **** May 26, 2020**

(54) **ONE-PIECE MULTIFUNCTIONAL WEARABLE BLANKET**

(71) Applicant: **Levi Thomas Lascsak**, New Orleans, LA (US)

(72) Inventor: **Levi Thomas Lascsak**, New Orleans, LA (US)

(**) Term: **15 Years**

(21) Appl. No.: **29/657,185**

(22) Filed: **Jul. 19, 2018**

(51) **LOC (12) Cl.** **02-02**

(52) **U.S. Cl.**
USPC **D2/742**

(58) **Field of Classification Search**
USPC D2/728, 828, 829, 719, 742-747, 752, D2/825, 830-831, 860-861, 864
CPC A41D 3/005
See application file for complete search history.

(56) **References Cited**

U.S. PATENT DOCUMENTS

1,982,579	A	11/1934	Eamshaw et al.	
2,274,270	A	2/1942	Aron et al.	
2,281,984	A	5/1942	Louis et al.	
2,300,667	A	11/1942	Lester et al.	
2,443,951	A	6/1948	Fenton et al.	
2,664,083	A *	12/1953	Heymans	A61F 5/3723 128/873
2,679,647	A	6/1954	Elwin et al.	
2,908,912	A	10/1959	Darling et al.	
3,086,214	A	4/1963	Seymour et al.	
3,287,739	A	11/1966	Morris et al.	
4,059,973	A	11/1977	Gresillon	
4,507,805	A *	4/1985	Calutoiu	A41D 10/00 2/69.5
D348,143	S *	6/1994	Mosquera	D2/743
5,526,533	A *	6/1996	Plemmons, Sr.	A41D 13/02 2/69

D378,008	S *	2/1997	Van Norman	D2/828
D380,590	S *	7/1997	St. Laurent	D2/743
D474,324	S	5/2003	Barker et al.	
D487,836	S	3/2004	Cowdin	
D537,235	S	2/2007	Hope	
D584,030	S *	1/2009	Ramirez	D2/742
D591,482	S *	5/2009	Ramirez	D2/742
D593,281	S	6/2009	Pitchforth	
D626,309	S	11/2010	Abrams et al.	
D633,278	S	3/2011	de Bourgknecht	
D641,136	S	7/2011	Abrams et al.	
D641,541	S	7/2011	Abrams et al.	
D645,229	S	9/2011	Gagnier	

(Continued)

Primary Examiner — Amy C Wierenga

(74) *Attorney, Agent, or Firm* — Dunlap Bennett & Ludwig PLLC; Brendan E. Squire

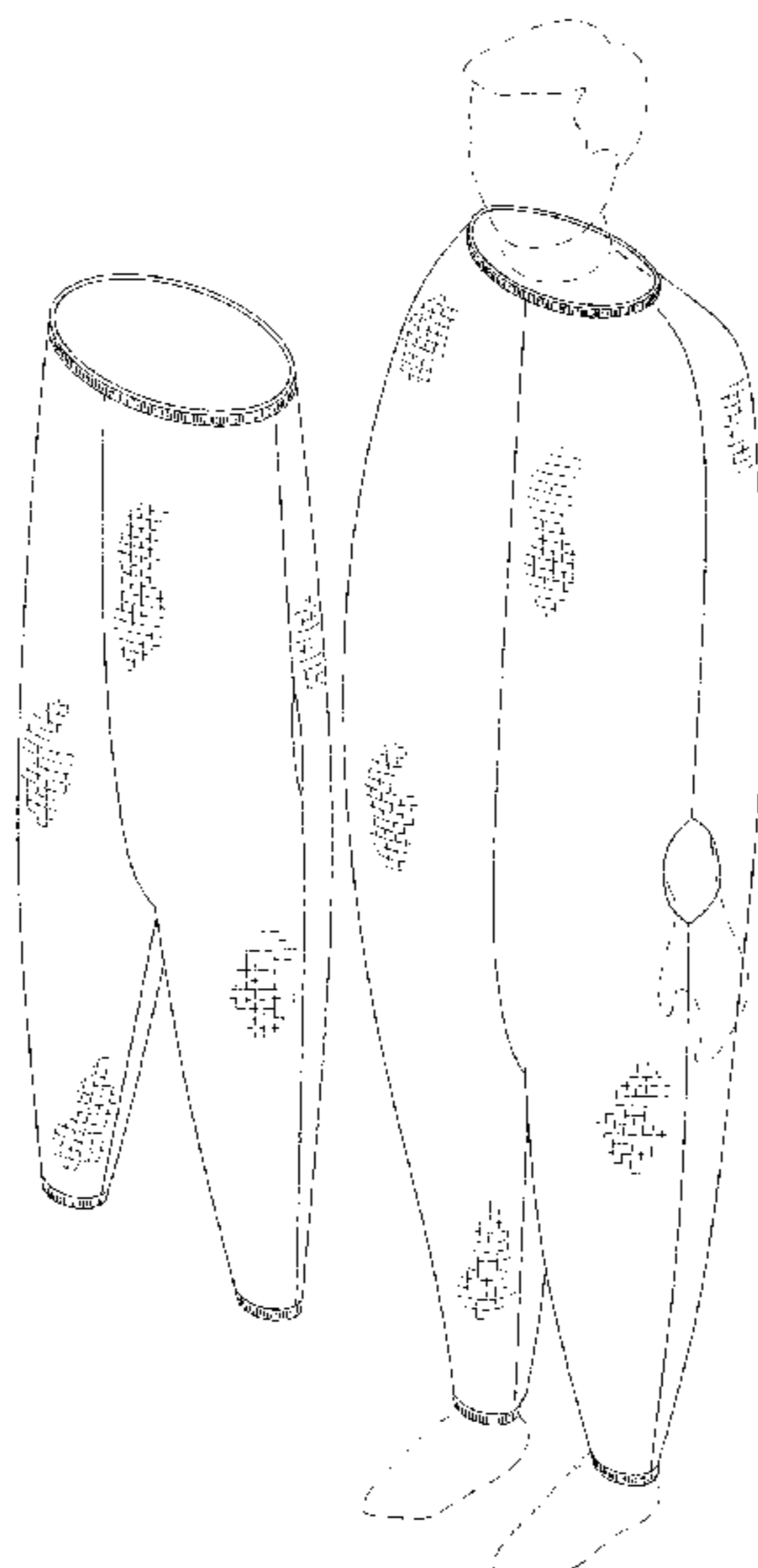
(57) **CLAIM**

The ornamental design for a one-piece multifunctional wearable blanket, as shown and described.

DESCRIPTION

FIG. 1 is a top front perspective view of the one-piece multifunctional wearable blanket showing my new design; FIG. 2 is a front elevation view thereof, with the rear elevation view being a mirror image thereof; FIG. 3 is a right elevation view thereof, with the left elevation view being a mirror image thereof; FIG. 4 is a top elevation view thereof; FIG. 5 is a bottom elevation view thereof; FIG. 6 is a top front perspective view thereof, shown in use worn around the waist; and, FIG. 7 is a top front perspective view thereof, shown in use worn above the shoulders. The broken lines in FIGS. 6 & 7 showing the one-piece multifunctional wearable blanket in use illustrates environment and forms no part of the claim.

1 Claim, 3 Drawing Sheets



(56)

References Cited

U.S. PATENT DOCUMENTS

D647,282 S	10/2011	Gordon	
D668,432 S	10/2012	Lightle	
D681,911 S	5/2013	Lee	
D693,987 S *	11/2013	Wagner	D2/719
D699,417 S	2/2014	Gash	
D707,422 S	6/2014	Olivadoti et al.	
D825,145 S *	8/2018	Fowler	D2/743
D865,979 S *	11/2019	Figures	D24/200
2002/0170112 A1 *	11/2002	Bowers	A41D 10/00 5/413 R
2007/0261169 A1	11/2007	Grant et al.	

* cited by examiner

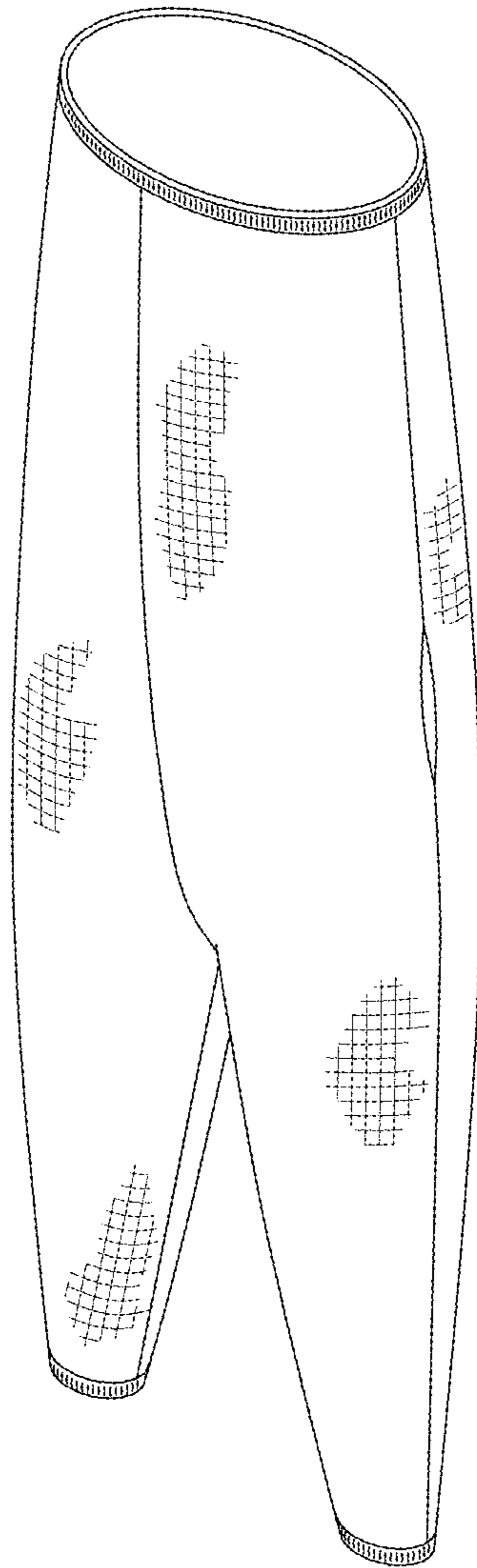


FIG. 1

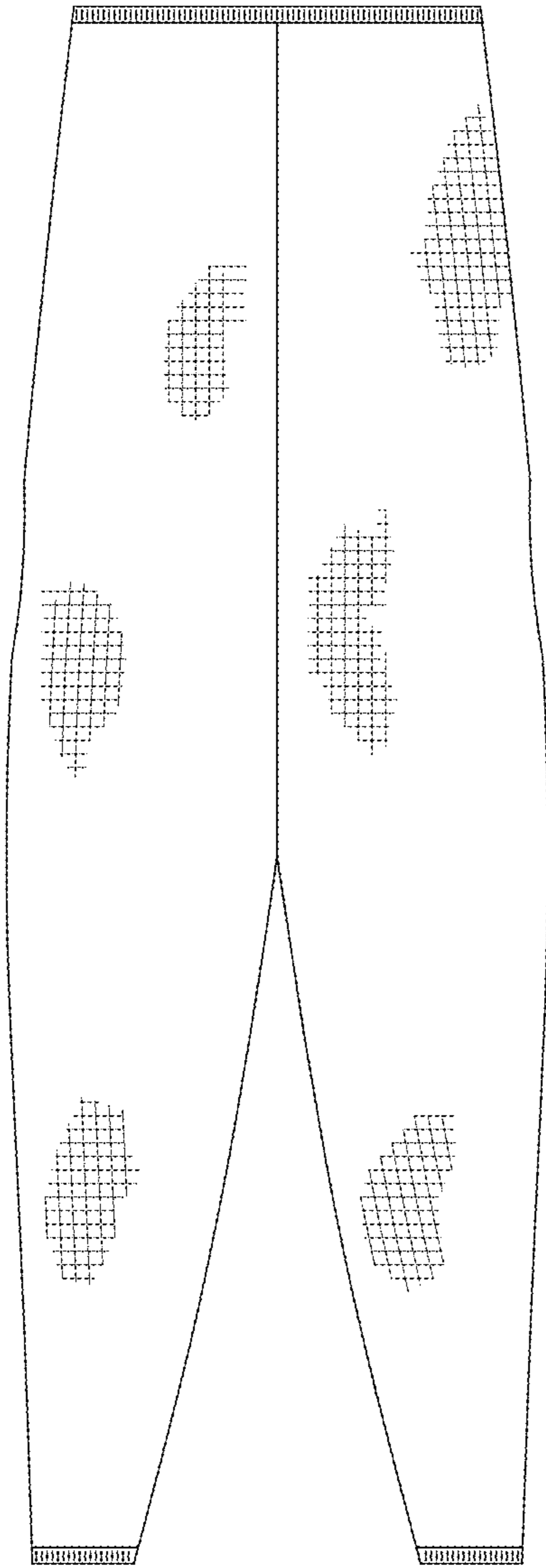


FIG. 2

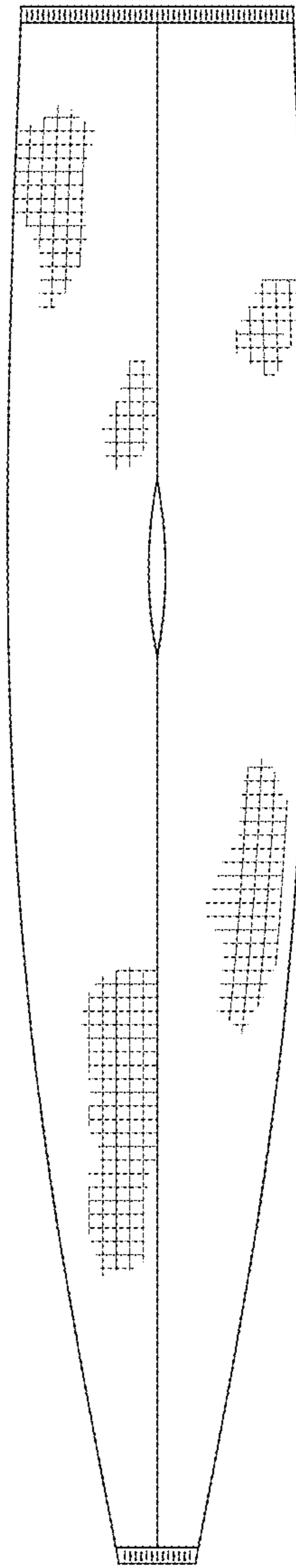


FIG. 3

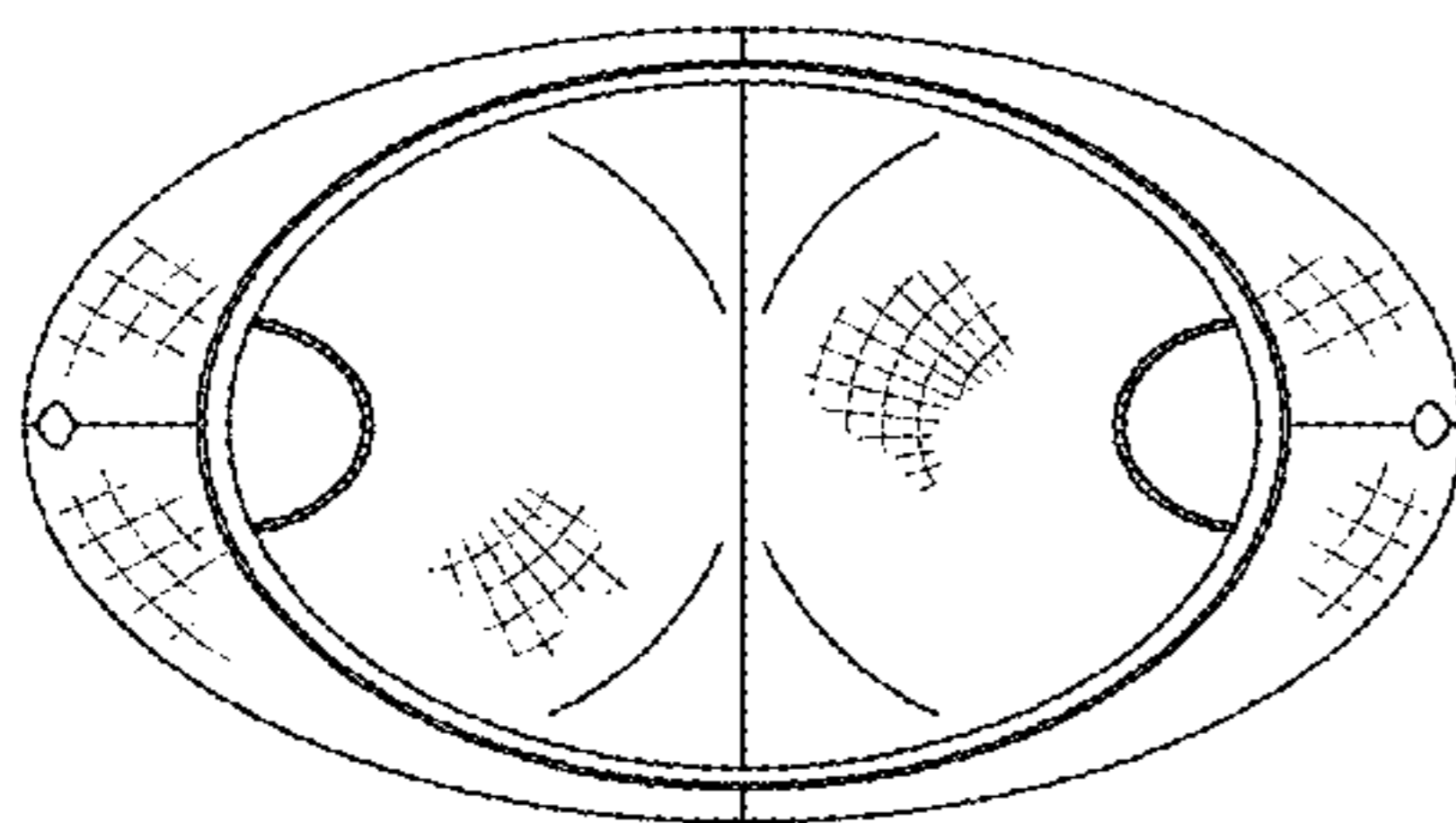


FIG. 4

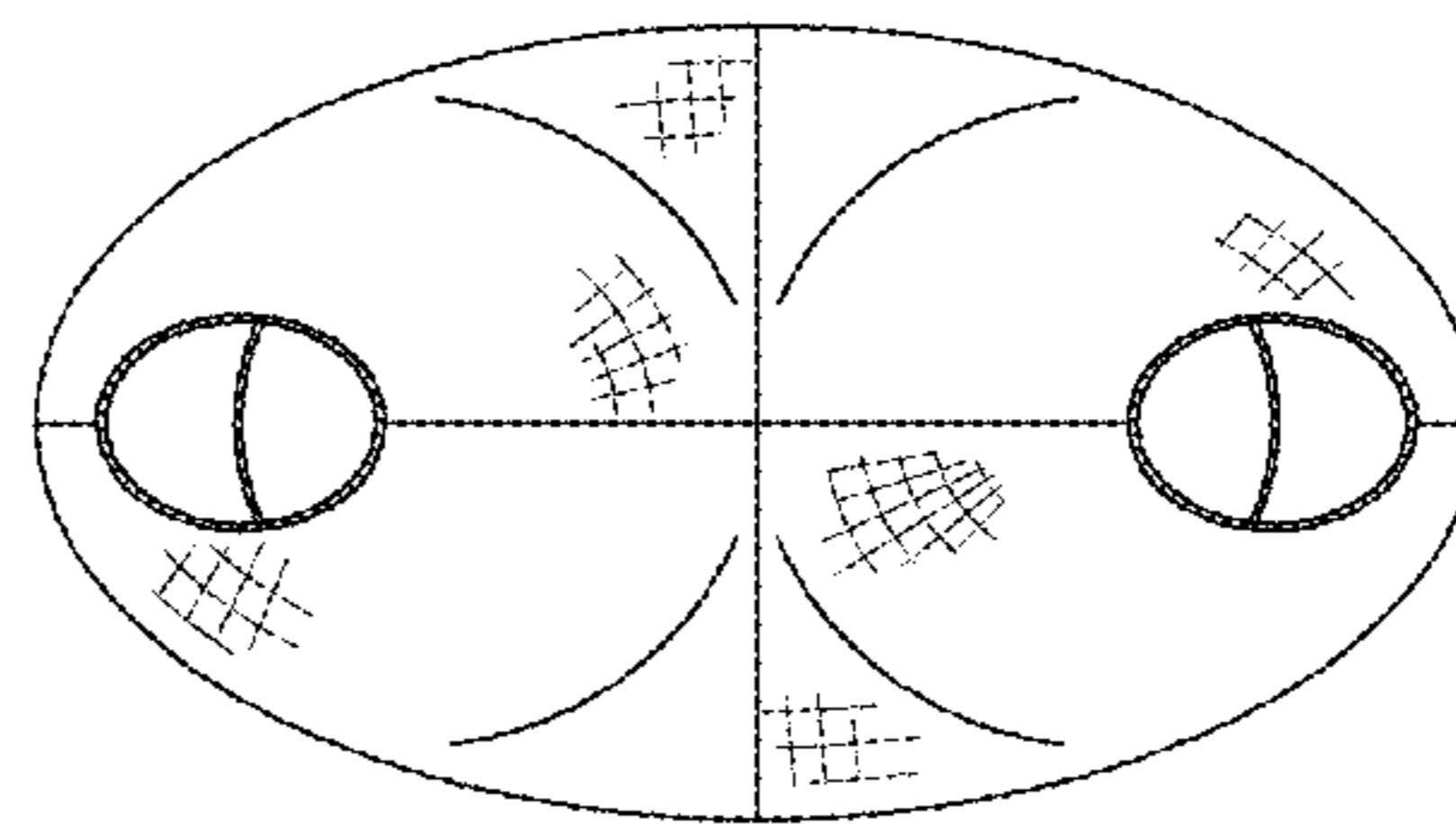


FIG. 5

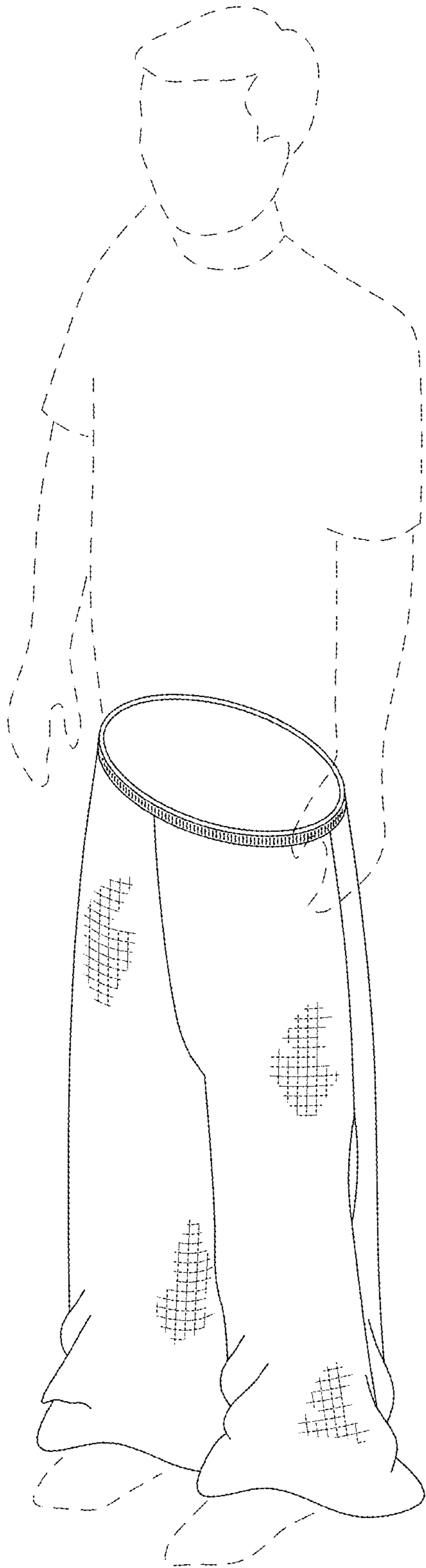


FIG.6

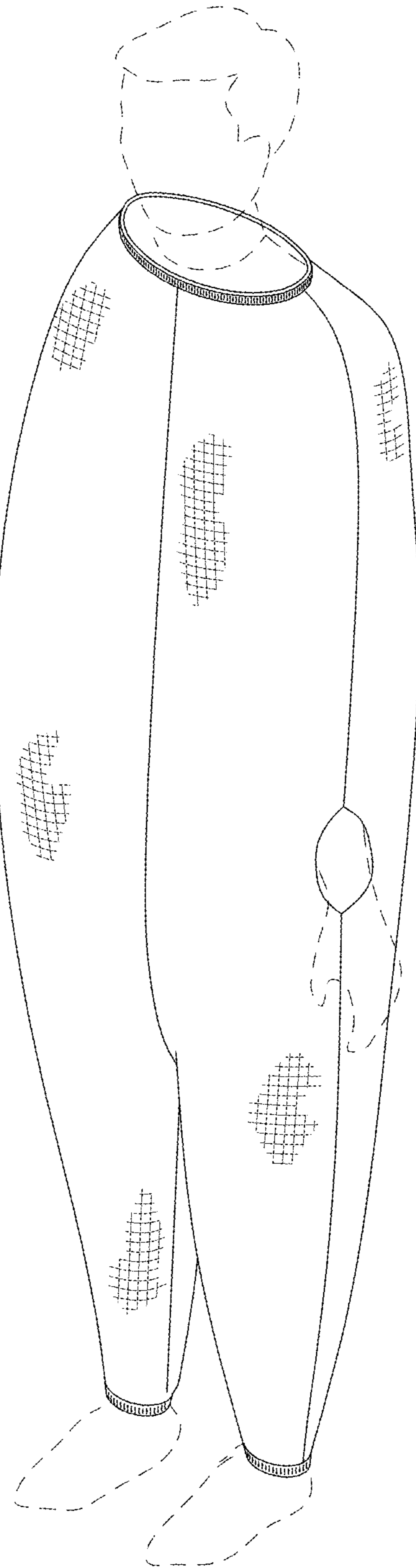


FIG.7