



US00D885005S

(12) **United States Design Patent** (10) **Patent No.:** **US D885,005 S**  
**Chen** (45) **Date of Patent:** **\*\* May 19, 2020**

- (54) **ELECTRIC LIFTING PILLAR**
- (71) Applicant: **TIMOTION TECHNOLOGY CO., LTD.**, New Taipei (TW)
- (72) Inventor: **Yi-Chun Chen**, New Taipei (TW)
- (73) Assignee: **TIMOTION TECHNOLOGY CO., LTD.**, New Taipei (TW)
- (\*\*) Term: **15 Years**
- (21) Appl. No.: **29/661,154**
- (22) Filed: **Aug. 24, 2018**
- (51) **LOC (12) Cl.** ..... **12-05**
- (52) **U.S. Cl.**  
 USPC ..... **D34/31**
- (58) **Field of Classification Search**  
 USPC ..... D34/28, 31  
 CPC ..... B60S 9/22; B60S 9/06; B60S 9/02; B60S 9/12; B60D 1/66
- See application file for complete search history.

(56) **References Cited**

**U.S. PATENT DOCUMENTS**

D174,835 S	*	5/1955	Paulson	.....	D34/31
D191,621 S	*	10/1961	Drake	.....	D34/31
D298,676 S	*	11/1988	Chambers	.....	D12/106
D345,844 S	*	4/1994	Steele	.....	D34/28
D357,786 S	*	4/1995	Nichols	.....	D34/31
D424,776 S	*	5/2000	Wong	.....	D34/31

D447,309 S	*	8/2001	Wilson	.....	D34/31
D537,604 S	*	2/2007	Redman	.....	D34/31
D560,324 S	*	1/2008	Drake	.....	D34/31
D653,834 S	*	2/2012	Ahrenholtz	.....	D34/31
D756,588 S	*	5/2016	Angel	.....	D34/31
D799,778 S	*	10/2017	Gilman	.....	D34/31
D876,282 S	*	2/2020	Reinhart	.....	D12/106
2006/0108748 A1	*	5/2006	Santos	.....	B60S 9/12 280/5.3
2008/0315570 A1	*	12/2008	Baxter	.....	B60S 9/06 280/766.1
2018/0056947 A1	*	3/2018	Zimmerman	.....	B60S 9/12
2018/0312143 A1	*	11/2018	Evans	.....	B60S 9/08

\* cited by examiner

*Primary Examiner* — Cynthia Ramirez

(74) *Attorney, Agent, or Firm* — Chun-Ming Shih; HDLS IPR Services

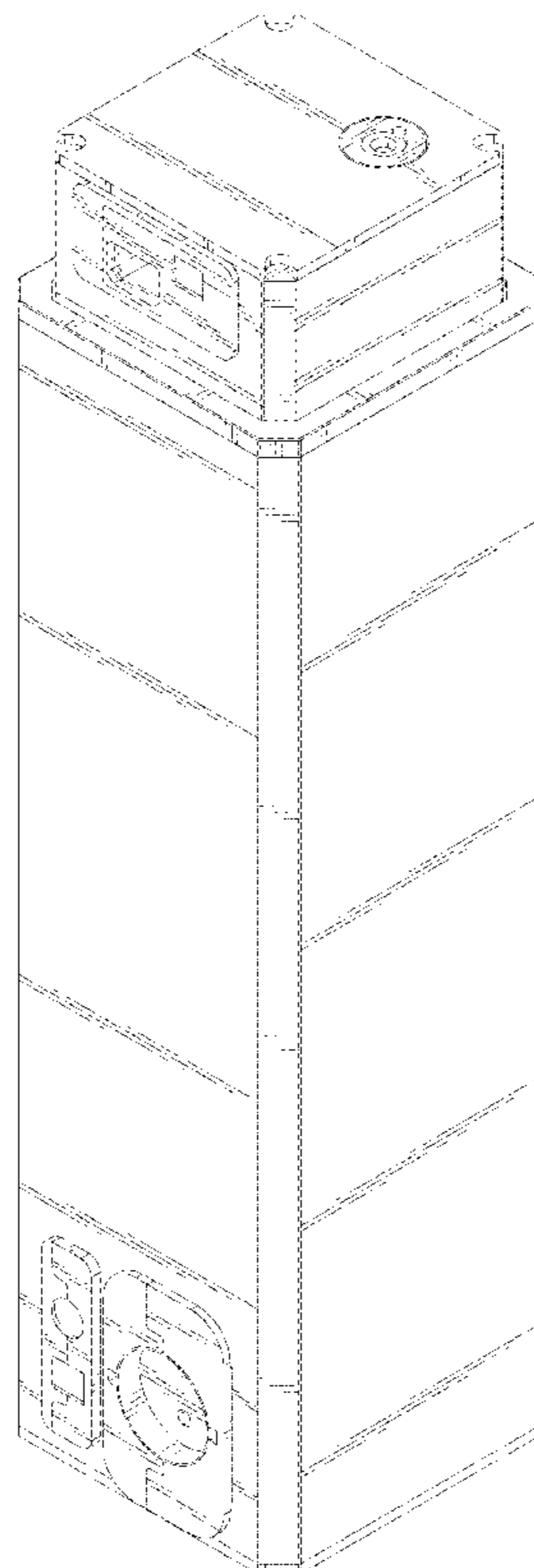
(57) **CLAIM**

The ornamental design for an electric lifting pillar, as shown and described.

**DESCRIPTION**

FIG. 1 is a perspective view of an electric lifting pillar showing my new design;  
 FIG. 2 is a front view thereof;  
 FIG. 3 is a rear view thereof;  
 FIG. 4 is a left side view thereof;  
 FIG. 5 is a right side view thereof;  
 FIG. 6 is a top view thereof; and,  
 FIG. 7 is a bottom view thereof.

**1 Claim, 7 Drawing Sheets**



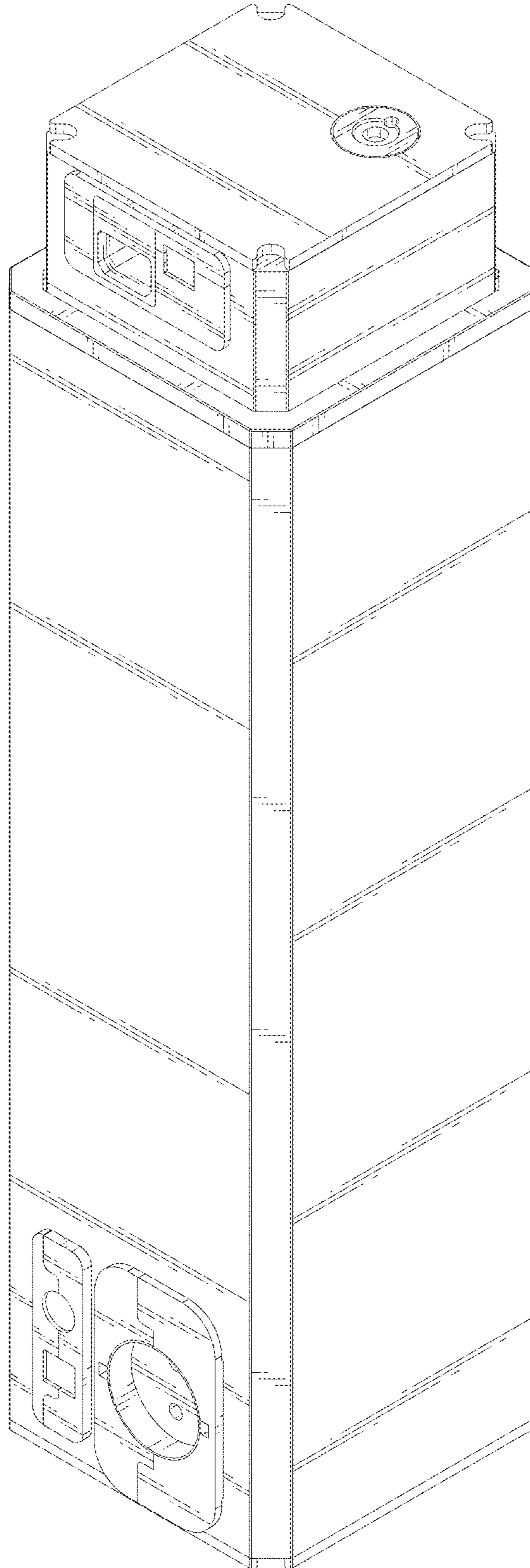


FIG.1




FIG.2




FIG.3




FIG.4




FIG.5

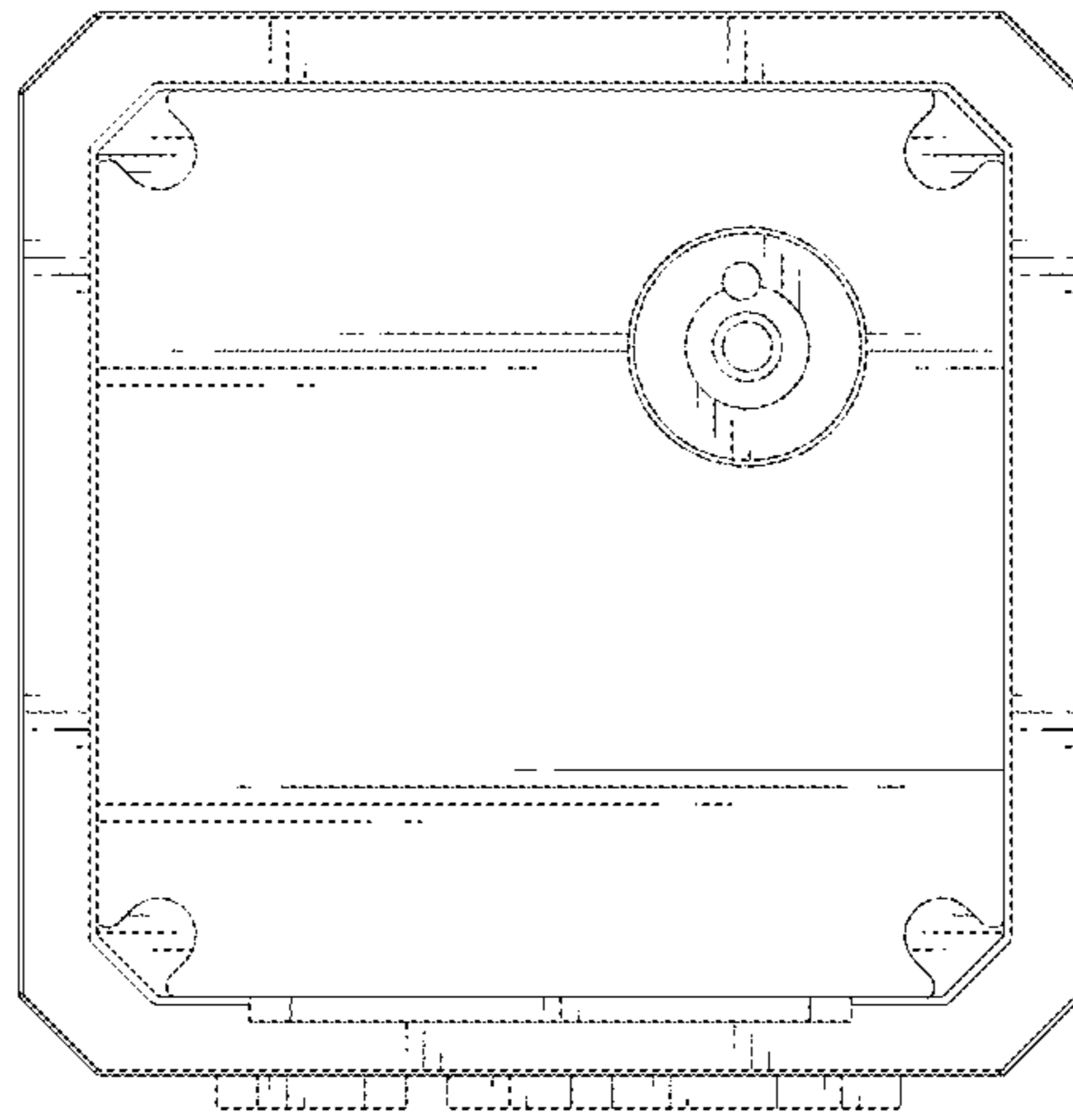


FIG.6



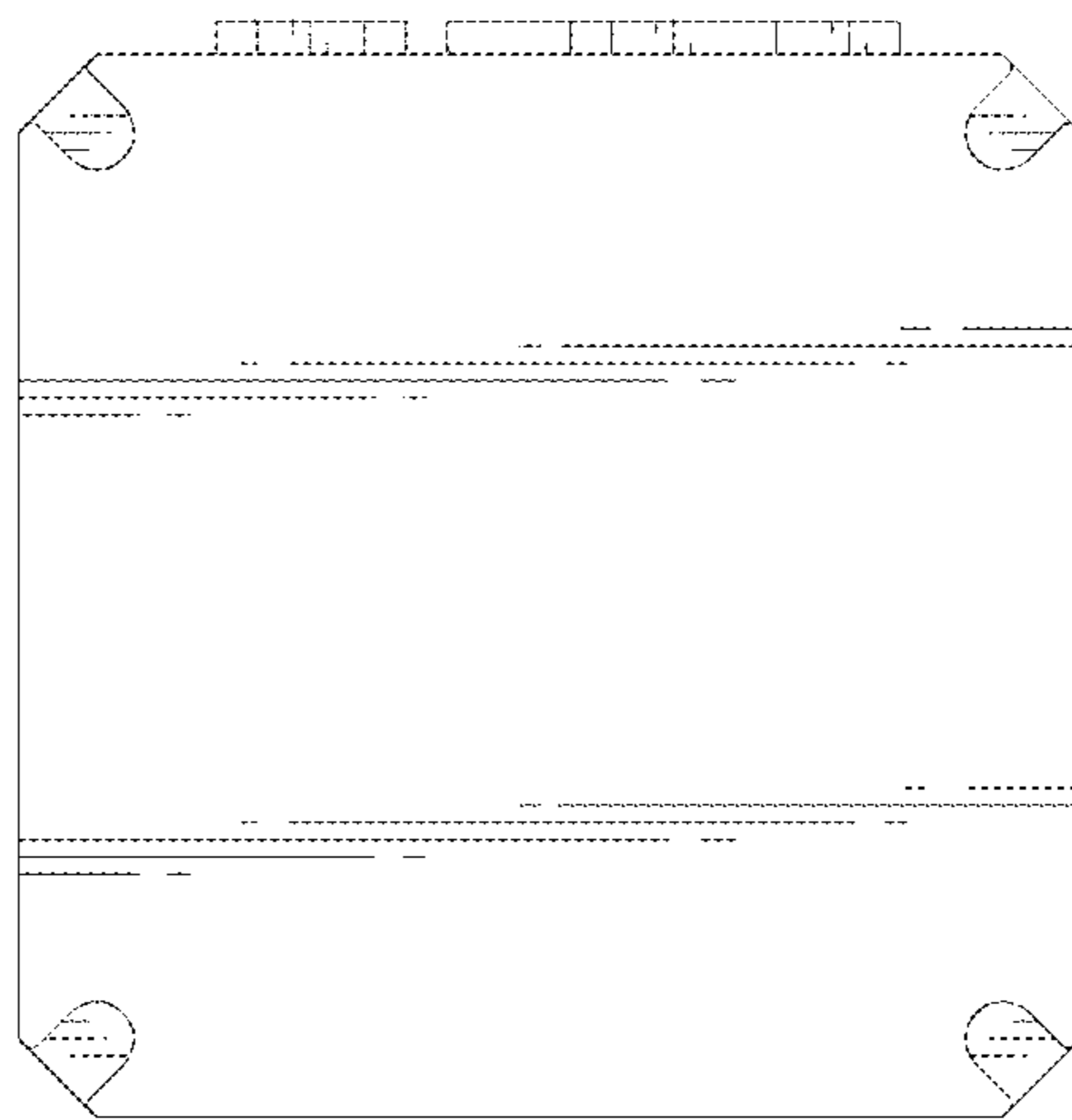


FIG.7