



US00D884993S

(12) **United States Design Patent** (10) **Patent No.:** **US D884,993 S**
Winekoff et al. (45) **Date of Patent:** **** May 19, 2020**

- (54) **LITTER SCOOP**
- (71) Applicant: **PetSmart Home Office, Inc.**, Phoenix, AZ (US)
- (72) Inventors: **Kirby Winekoff**, Phoenix, AZ (US); **Bin Cai**, Taizhou (CN)
- (73) Assignee: **PetSmart Home Office, Inc.**, Phoenix, AZ (US)
- (**) Term: **15 Years**
- (21) Appl. No.: **29/675,110**
- (22) Filed: **Dec. 28, 2018**

D451,652 S *	12/2001	Lewis, II	D30/162
D483,626 S *	12/2003	Jeffries	D30/162
D533,975 S *	12/2006	Kelly	D30/162
D805,264 S *	12/2017	Wendling	D30/162
D815,782 S *	4/2018	Leick	D30/162
D833,090 S *	11/2018	Leick	D30/162
D841,904 S *	2/2019	Wirth	D30/162
2007/0267333 A1	11/2007	Delman		

Related U.S. Application Data

- (63) Continuation of application No. 29/663,331, filed on Sep. 13, 2018.
- (51) **LOC (12) Cl.** **30-99**
- (52) **U.S. Cl.**
USPC **D30/162**
- (58) **Field of Classification Search**
USPC D30/161, 162, 199; 119/166, 167, 168, 119/169, 170, 867; 209/419
See application file for complete search history.

References Cited

U.S. PATENT DOCUMENTS

D347,497 S *	5/1994	VanSkiver	294/1.3
D426,353 S	6/2000	Renforth		
D428,676 S	7/2000	Renforth		
6,312,029 B1	11/2001	Renforth		

OTHER PUBLICATIONS

“Whisker City Easy Sift Cat Litter Scoop” available 2 Yrs Ago, [online], [site visited Mar. 24, 2020]. Retrieved from Internet, URL: <https://www.petsmart.com/cat/litter-and-waste-disposal/waste-disposal/whisker-city-easy-sift-cat-litter-scoop-46837.html> (Year: 2018).*

* cited by examiner

Primary Examiner — Michael C Stout
Assistant Examiner — Katrina N Gonzalez
(74) *Attorney, Agent, or Firm* — Duane Morris LLP

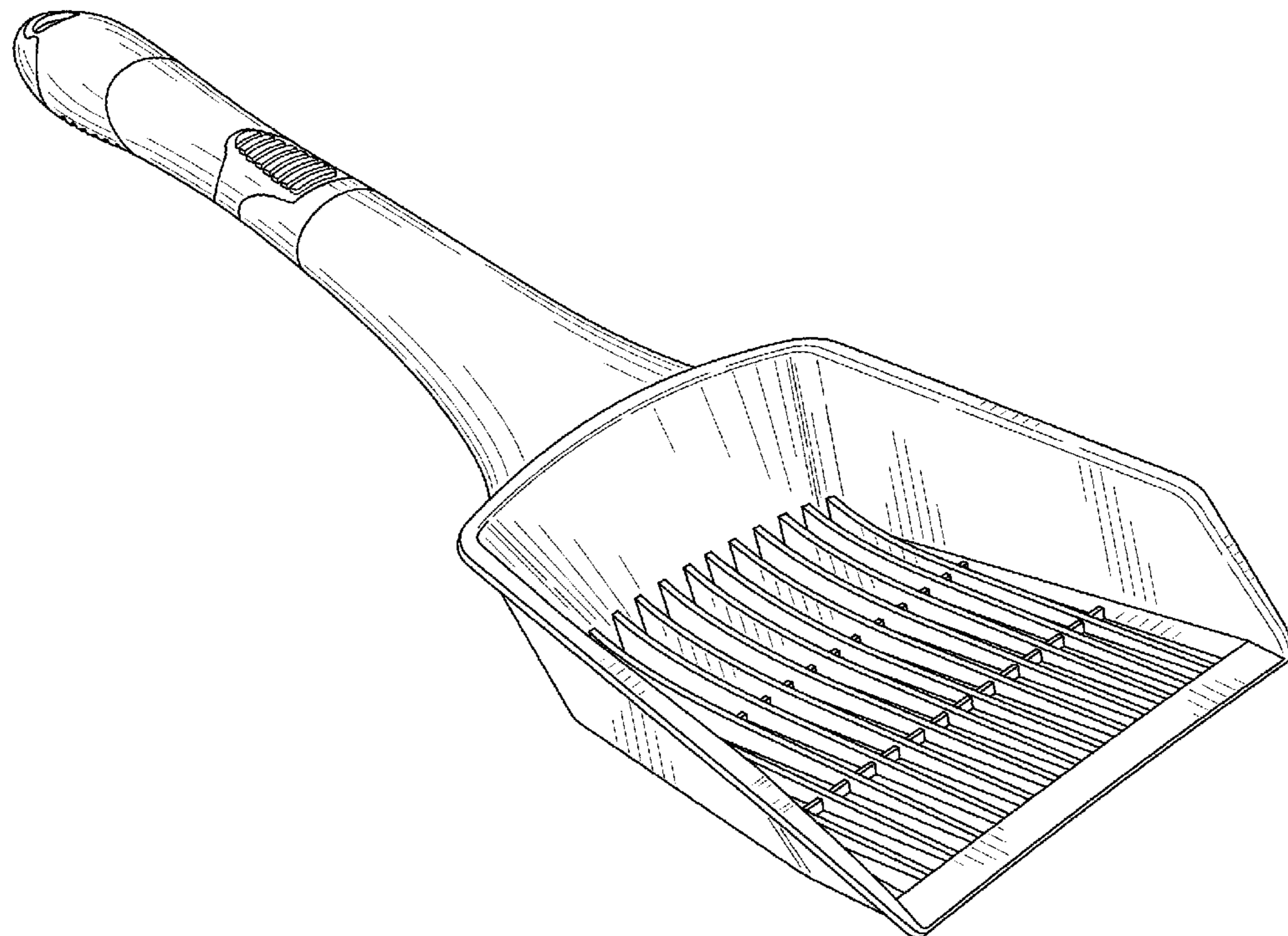
CLAIM

We claim the ornamental design for a litter scoop, as shown and described.

DESCRIPTION

FIG. 1 is a perspective view of a litter scoop showing our new design.
FIG. 2 is a top plan view thereof.
FIG. 3 is a bottom plan view thereof.
FIG. 4 is a right side elevational view thereof.
FIG. 5 is a left side elevational view thereof.
FIG. 6 is a rear elevational view thereof; and,
FIG. 7 is a front elevational view thereof.

1 Claim, 5 Drawing Sheets



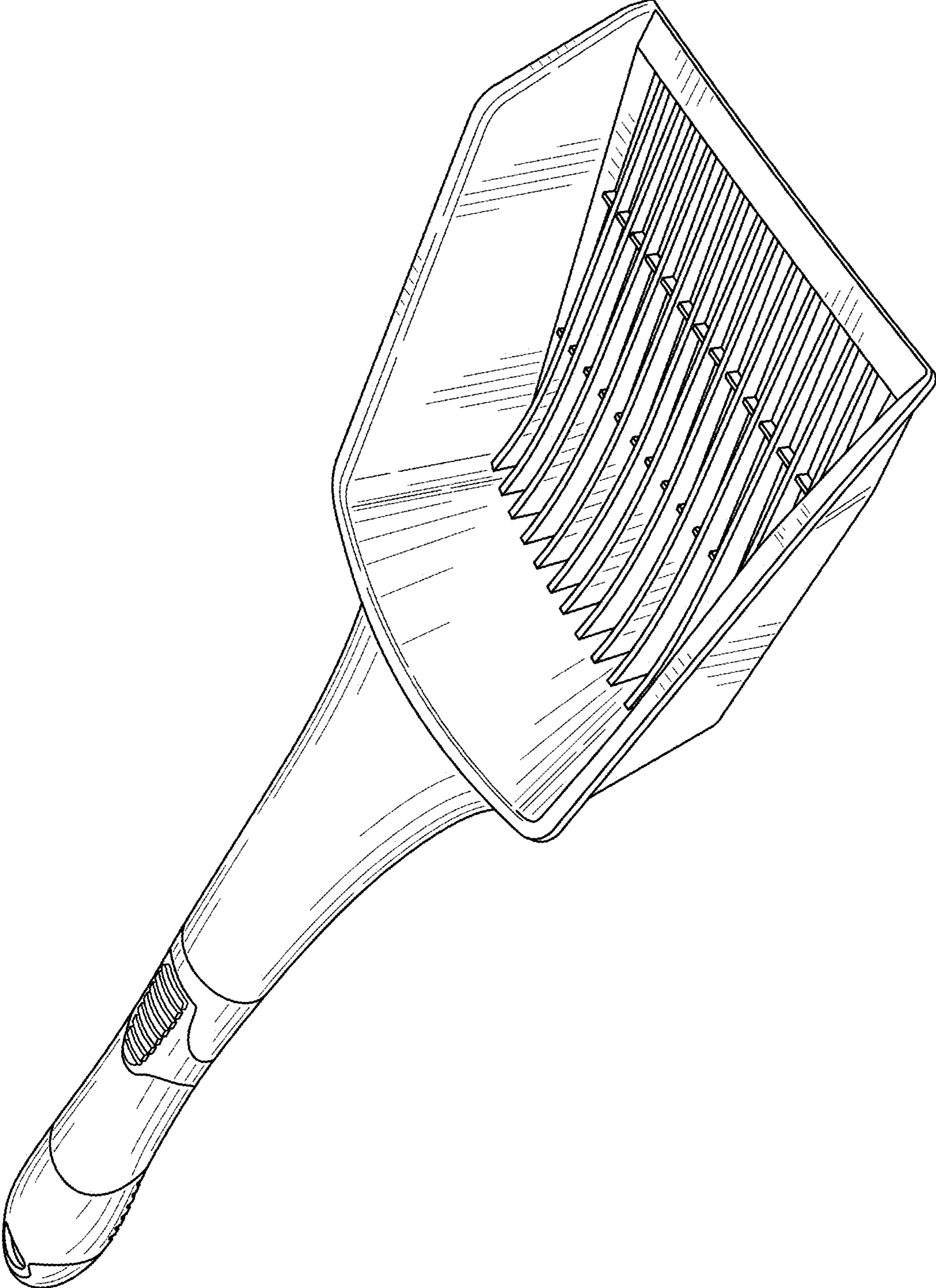


FIG. 1

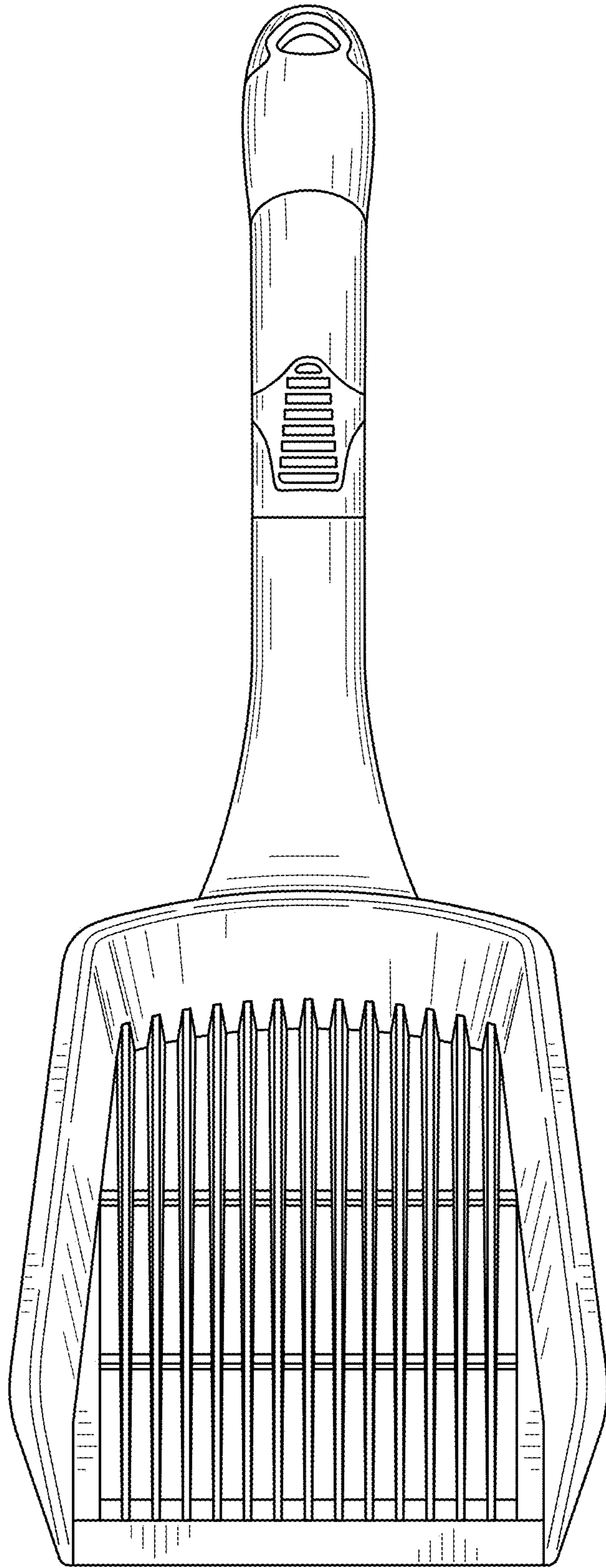


FIG. 2

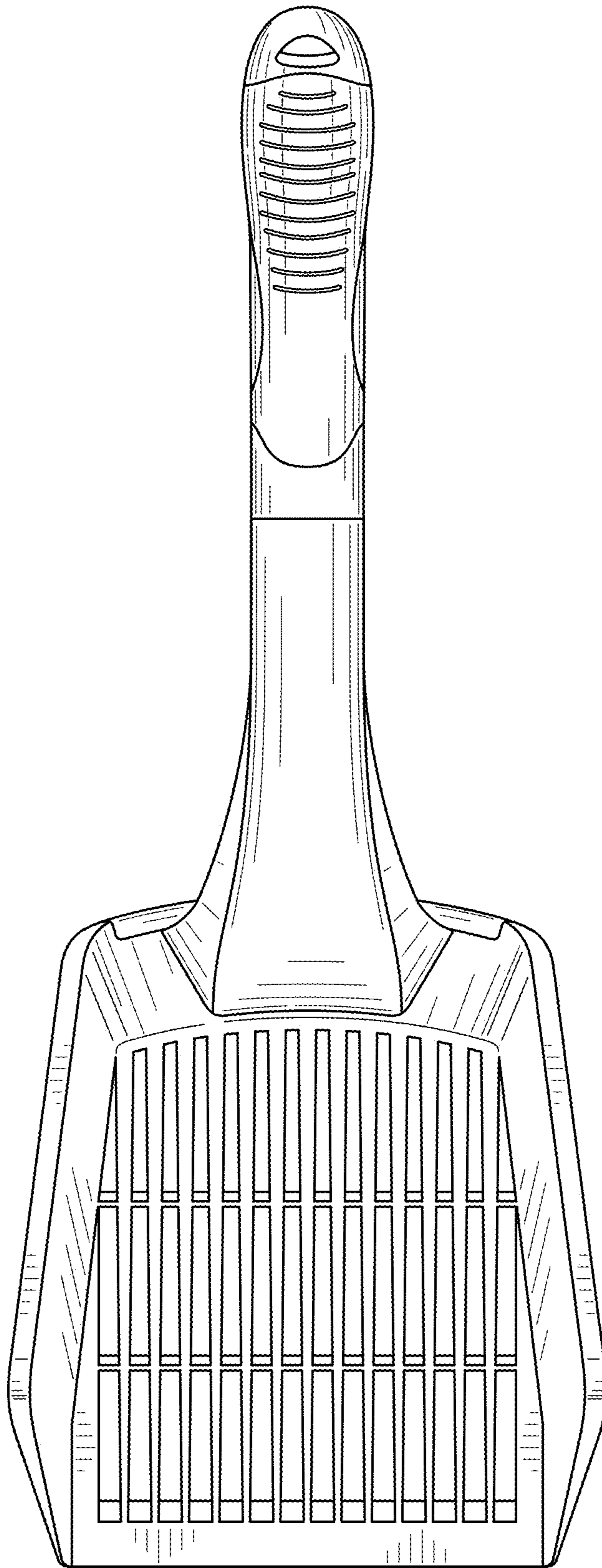


FIG. 3

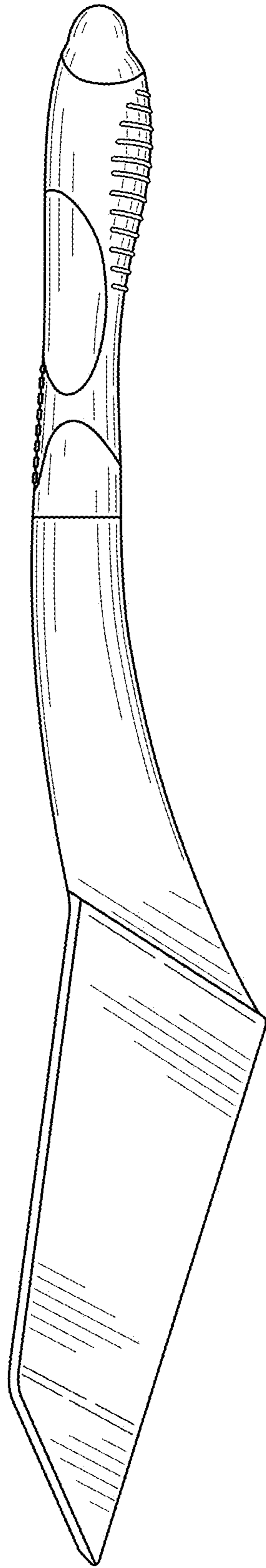


FIG. 4

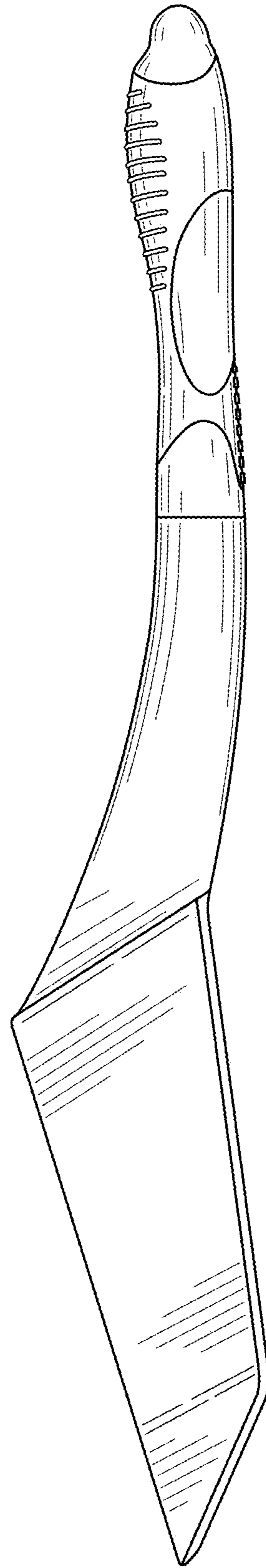


FIG. 5

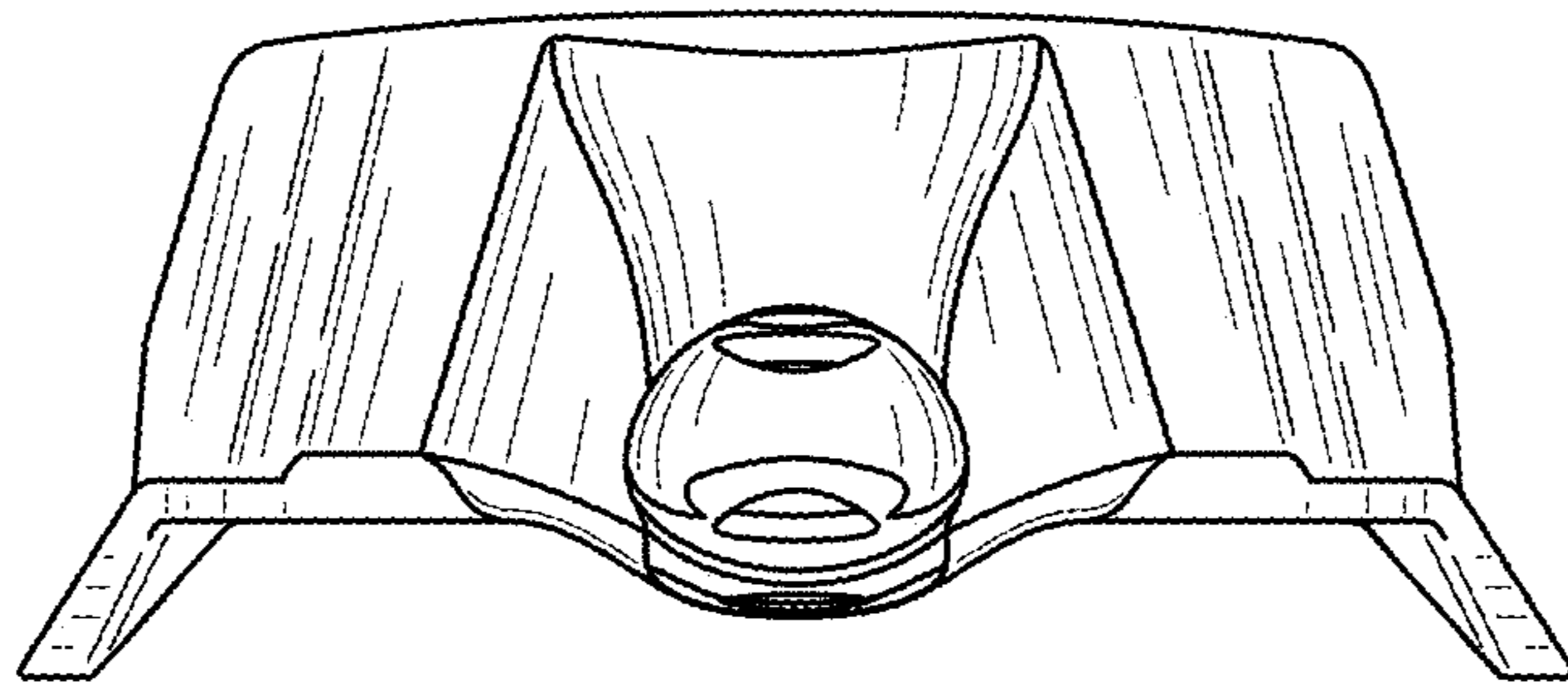


FIG. 6

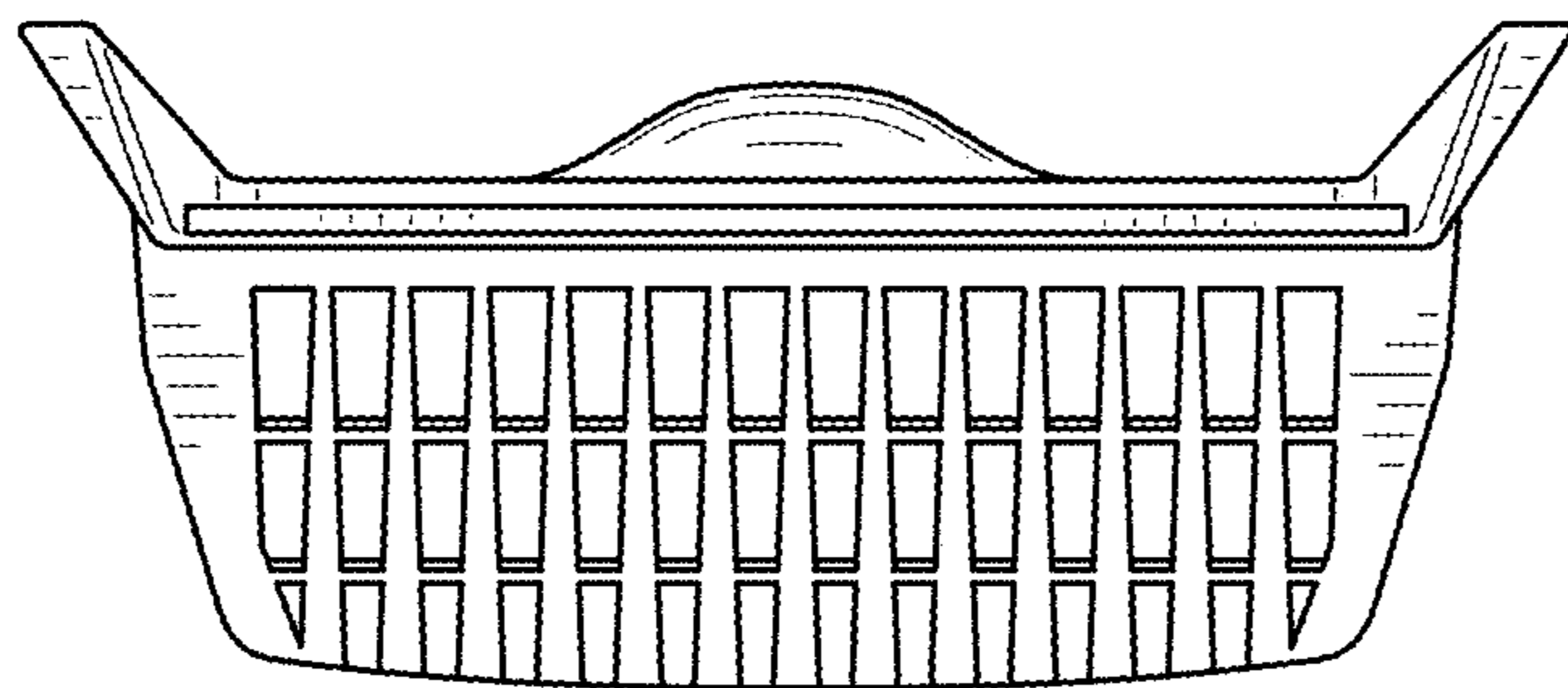


FIG. 7