



US00D884943S

(12) **United States Design Patent**
Petrucelli et al.

(10) **Patent No.:** **US D884,943 S**

(45) **Date of Patent:** **** May 19, 2020**

(54) **COMBINATION FLASHLIGHT AND PRESSURE GAUGE**

(71) Applicant: **Measurement Ltd.**, Grand Cayman (KY)

(72) Inventors: **Steven Petrucelli**, Cranbury, NJ (US);
Jack Ko, Shenzhen (CN)

(73) Assignee: **Measurement Ltd.**, Grand Cayman (KY)

(**) Term: **15 Years**

(21) Appl. No.: **29/668,277**

(22) Filed: **Oct. 29, 2018**

(51) **LOC (12) Cl.** **26-02**

(52) **U.S. Cl.**
USPC **D26/38**

(58) **Field of Classification Search**

USPC D26/1, 24, 25, 43, 60, 110, 113, 28, 37,
D26/61, 85, 102, 138-140, 39;
362/249.14, 311.02, 311.13
CPC F21S 4/00; F21S 4/10; F21S 4/15; F21S
4/26; F21S 2/00; F21V 11/02; F21V
11/06; F21V 17/10; F21V 17/16; F21V
23/00; F21V 23/04; F21V 33/00; F21W
2121/00; F21W 2121/04; F21Y 2115/10;
F21L 4/00; F21L 4/02; F21L 4/04; F21L
4/08

See application file for complete search history.

(56) **References Cited**

U.S. PATENT DOCUMENTS

D452,024 S	12/2001	Sharrah
D455,666 S	4/2002	Cappiello
D501,054 S	1/2005	Galli
D501,055 S	1/2005	Packard
D528,028 S	9/2006	Mott
D532,138 S	11/2006	Wang
D549,860 S	8/2007	Gustafson

D562,166 S	2/2008	Petrucelli
D562,167 S	2/2008	Petrucelli
D565,769 S	4/2008	Shiu
D566,309 S	4/2008	Kornfeld
D629,542 S	12/2010	Robinson
D629,544 S	12/2010	Deguglimo
D647,232 S	10/2011	Liu

(Continued)

OTHER PUBLICATIONS

Accutire Flashlight & Tire Gauge; AutoGeek.com; <https://www.autogeek.net/acflitu.html>, 2017.

Primary Examiner — Abraham Bahta

(74) *Attorney, Agent, or Firm* — Howard IP Law Group, PC

(57) **CLAIM**

The ornamental design for a combination flashlight and pressure gauge, as shown and described.

DESCRIPTION

FIG. 1 is a perspective view of a combination flashlight and pressure gauge showing our new design, according to an embodiment of the invention;

FIG. 2 is a front elevational view of the combination flashlight and pressure gauge of FIG. 1;

FIG. 3 is a rear elevational view of the combination flashlight and pressure gauge of FIG. 1;

FIG. 4 is a right side elevational view of the combination flashlight and pressure gauge of FIG. 1;

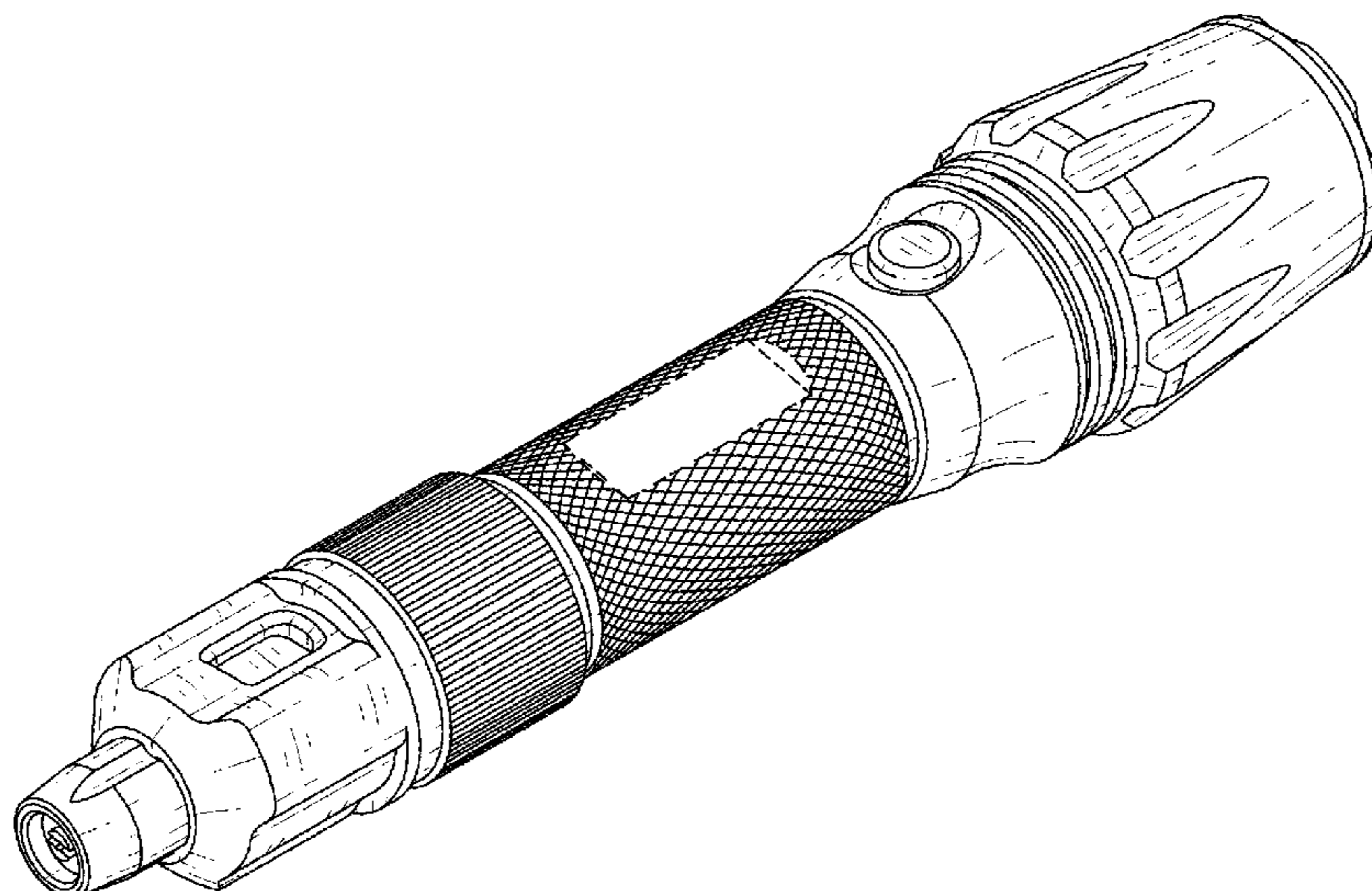
FIG. 5 is a left side elevational view of the combination flashlight and pressure gauge of FIG. 1;

FIG. 6 is a bottom view of the combination flashlight and pressure gauge of FIG. 1; and,

FIG. 7 is a top view of the combination flashlight and pressure gauge of FIG. 1.

The design which is claimed is shown in solid lines in the drawings. The matter shown in dashed lines is environmental structure and forms no part of the claimed design.

1 Claim, 4 Drawing Sheets



(56)

References Cited

U.S. PATENT DOCUMENTS

D660,487 S	5/2012	Wu	
D671,249 S	11/2012	Sheikh	
D674,943 S *	1/2013	Sheikh	D22/117
D683,877 S	6/2013	Brands	
D686,517 S	7/2013	Chen	
D690,383 S	9/2013	Sheikh	
D703,076 S	4/2014	Hogg	
D706,476 S	6/2014	Lee	
D710,526 S	8/2014	Lee	
D716,984 S	11/2014	Inskeep	
D719,694 S *	12/2014	Nawaz	D22/117
D725,523 S	3/2015	Dorman	
D739,060 S *	9/2015	Chouprinov	D22/117
D745,987 S	12/2015	Nawaz	
D750,305 S *	2/2016	Sheikh	D26/38
D803,441 S *	11/2017	Mandiola	D26/38
D817,528 S *	5/2018	Wu	D26/38
D861,210 S *	9/2019	Windom	D26/38

* cited by examiner

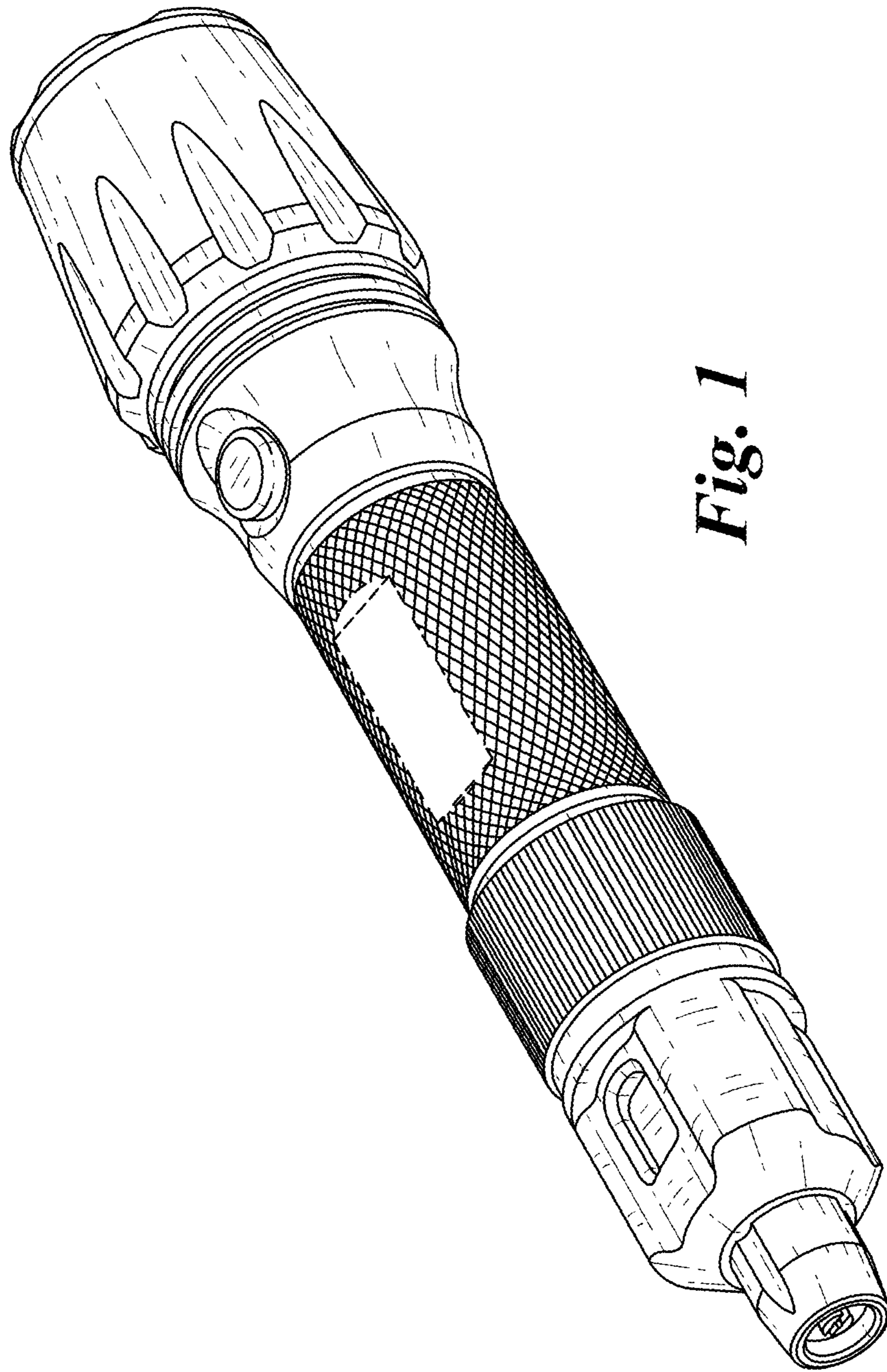


Fig. 1

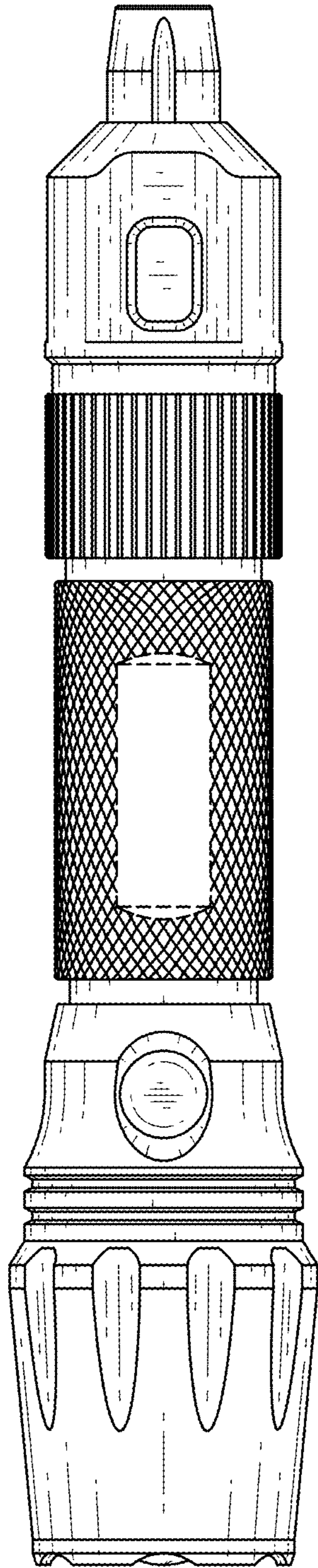


Fig. 2




Fig. 3




Fig. 4

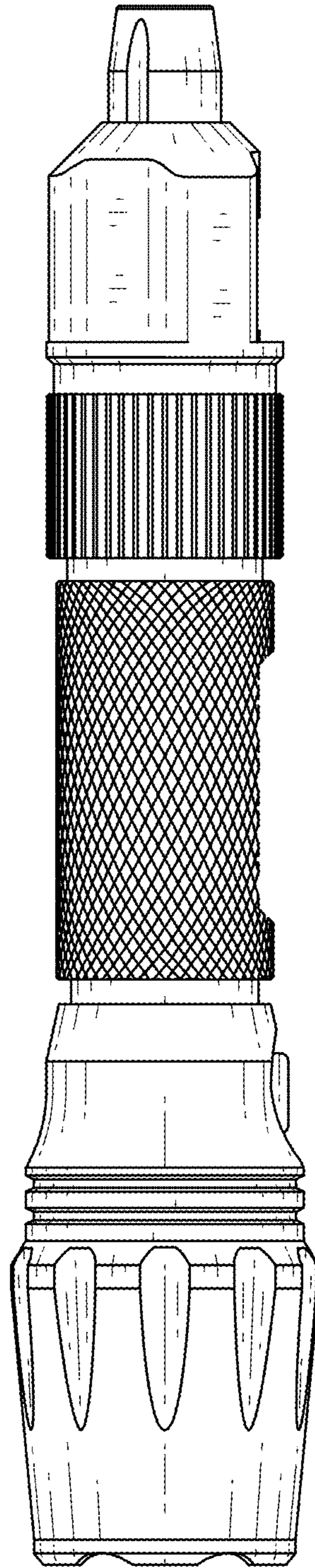


Fig. 5

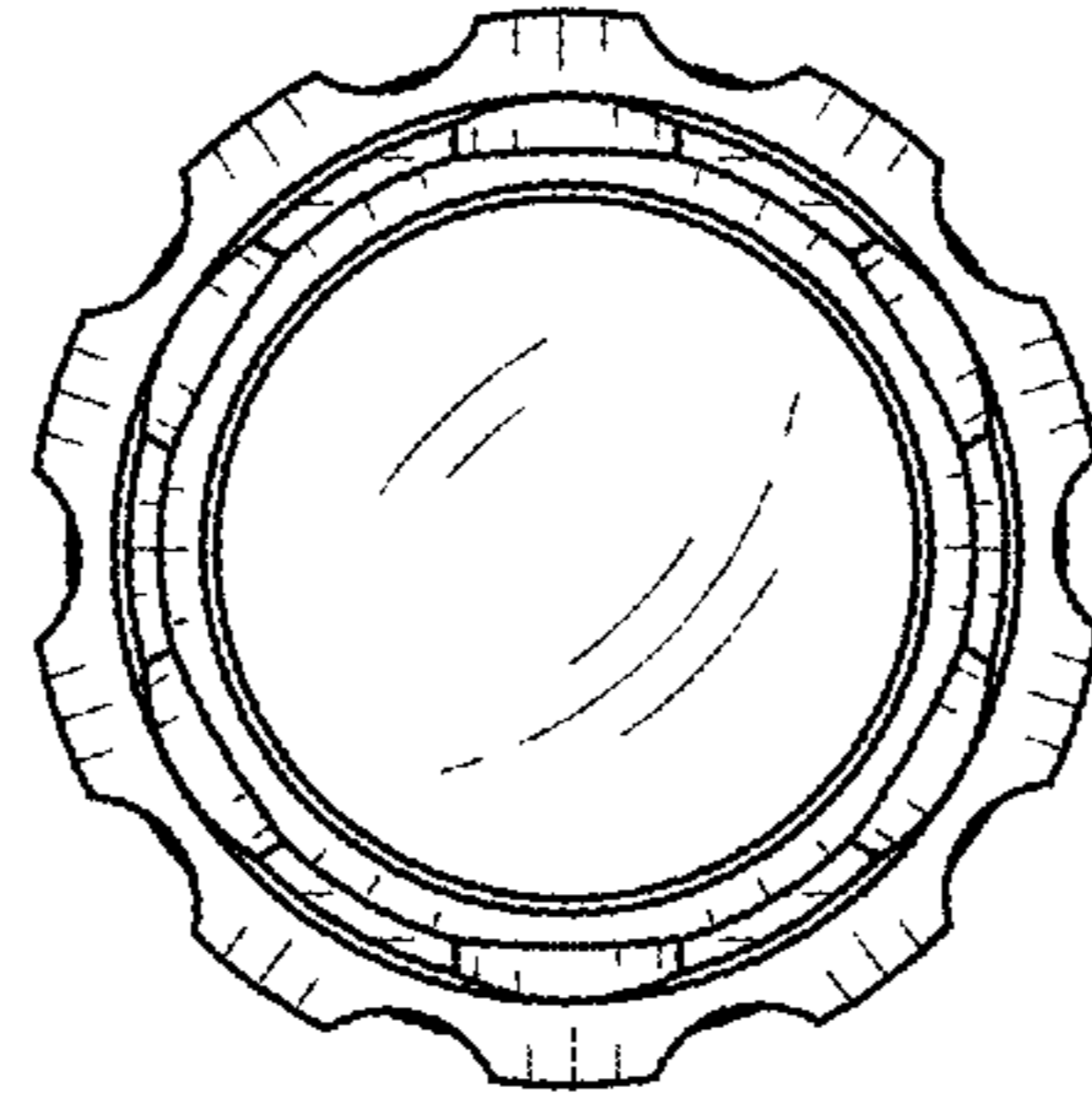


Fig. 6

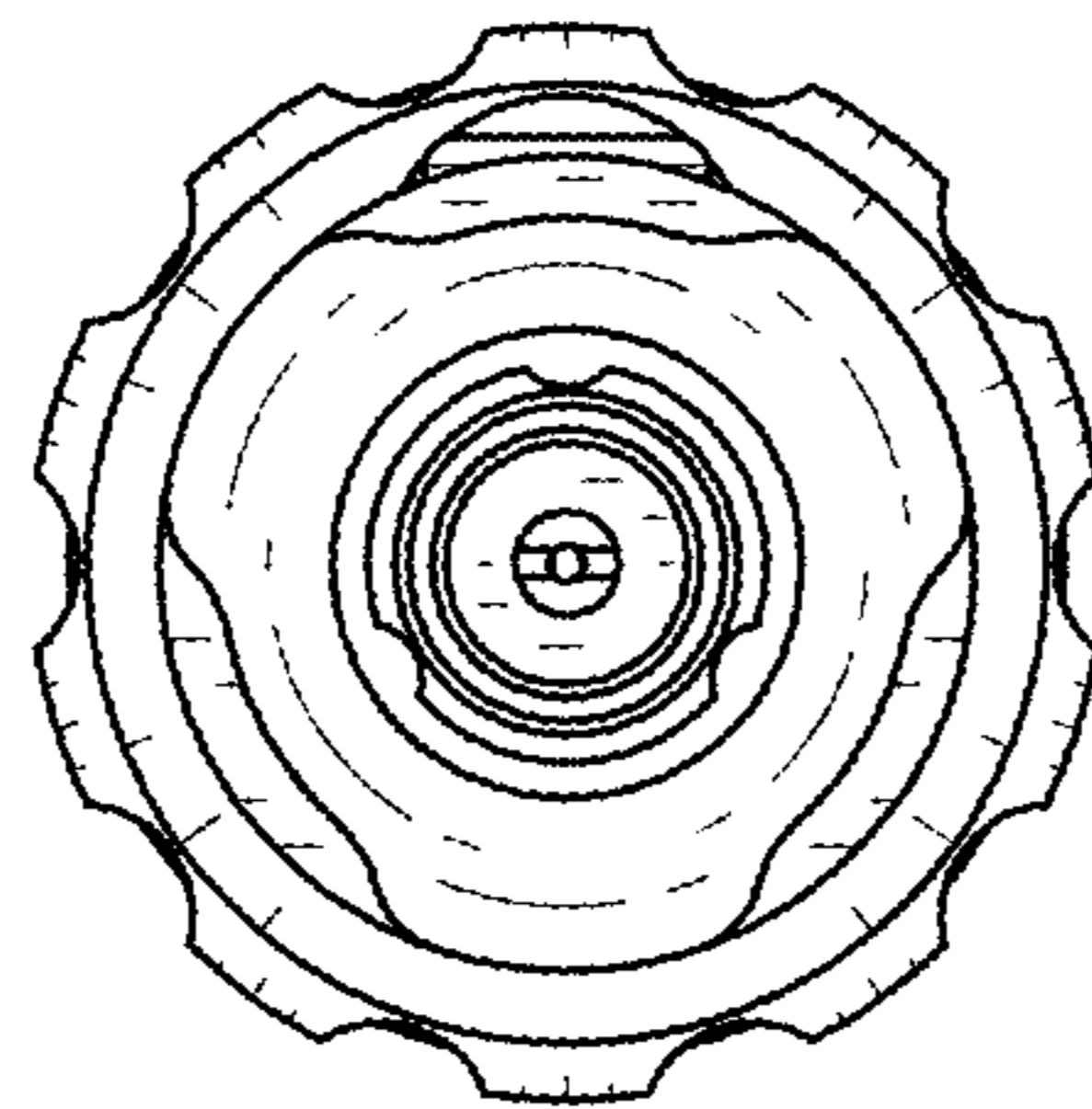


Fig. 7