



US00D884922S

(12) **United States Design Patent**
Walsh

(10) **Patent No.:** **US D884,922 S**
(45) **Date of Patent:** **** May 19, 2020**

(54) **DOOR FACING**

FOREIGN PATENT DOCUMENTS

(71) Applicant: **Masonite Corporation**, Tampa, FL (US)

CA 136861 * 10/2011

Primary Examiner — Leanne Was-Englehart

(72) Inventor: **Jason M. Walsh**, Batavia, IL (US)

(74) *Attorney, Agent, or Firm* — Berenato & White, LLC

(73) Assignee: **Masonite Corporation**, Tampa, FL (US)

(57) **CLAIM**

The ornamental design for a door facing, as shown and described.

(**) Term: **15 Years**

DESCRIPTION

(21) Appl. No.: **29/696,945**

(22) Filed: **Jul. 2, 2019**

Related U.S. Application Data

(60) Continuation of application No. 29/626,894, filed on Nov. 21, 2017, now Pat. No. Des. 852,983, which is (Continued)

(51) **LOC (12) Cl.** **25-02**

(52) **U.S. Cl.**

USPC **D25/48.3**

(58) **Field of Classification Search**

USPC D25/48.1, 48.3, 48.4, 48.5, 48.6, 48.7, D25/48.8, 138

CPC E06B 3/58; E06B 3/72; E06B 3/78; E06B 3/485; E06B 3/4636; E06B 3/5892; E06B 3/7001; E06B 3/7017; E06B 2003/7044; E06B 2003/7048; E06B 1/04; E06B 1/006; E06B 1/524; E06B 5/00; E04C 2/36

See application file for complete search history.

FIG. 1 is a front elevational view of a door facing;
FIG. 2 is a rear elevational view;
FIG. 3 is a bottom plan view;
FIG. 4 is a top plan view;
FIG. 5 is a cross-sectional view taken along the line 5-5 of FIG. 1;
FIG. 6 is an enlarged fragmentary cross sectional view taken from FIG. 5;
FIG. 7 is a left side plan view;
FIG. 8 is a right side plan view;
FIG. 9 is a cross-sectional view taken along the line 9-9 of FIG. 1;
FIG. 10 is a front elevational view of a second embodiment of a door facing with broken lines indicating environment;
FIG. 11 is a rear elevational view;
FIG. 12 is a bottom plan view;
FIG. 13 is a top plan view;
FIG. 14 is a cross-sectional view taken along the line 14-14 of FIG. 10;
FIG. 15 is an enlarged fragmentary cross sectional view taken from FIG. 14;
FIG. 16 is a left side plan view;
FIG. 17 is a right side plan view; and,
FIG. 18 is a cross-sectional view taken along the line 18-18 of FIG. 10.

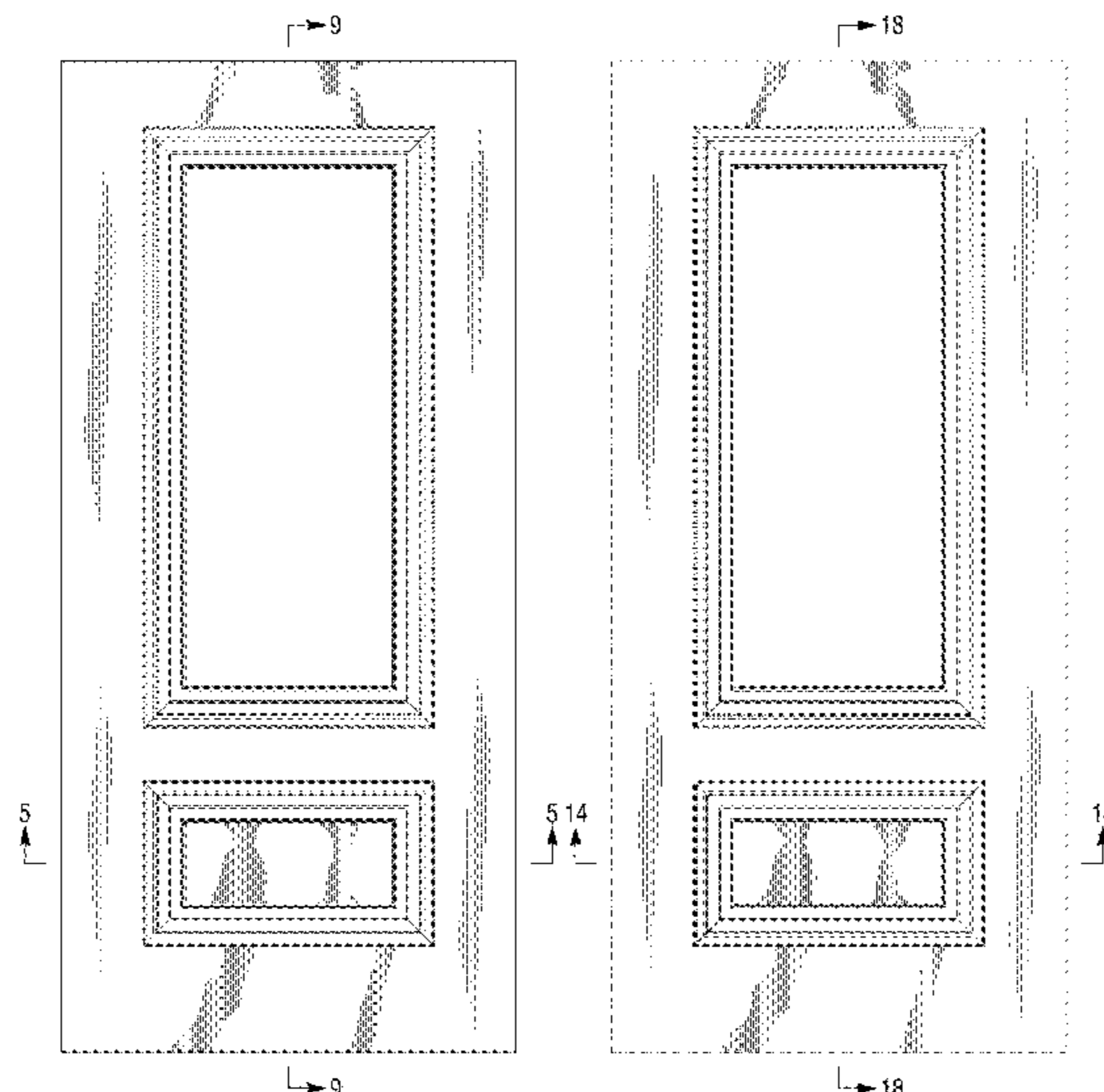
The broken lines in the drawings depict environment that forms no part of the claimed design. The broken line circles in FIGS. 5, 6, 14, and 15 indicate boundaries of enlarged views and form no part of the claimed design.

(56) **References Cited**

U.S. PATENT DOCUMENTS

1,466,650 A 8/1923 Peterson
1,570,310 A 1/1926 Ljungberg et al.
(Continued)

1 Claim, 10 Drawing Sheets



Related U.S. Application Data

a continuation of application No. 29/562,423, filed on Apr. 26, 2016, now Pat. No. Des. 803,417, which is a continuation of application No. 29/477,610, filed on Dec. 24, 2013, now Pat. No. Des. 754,877, which is a division of application No. 29/435,691, filed on Oct. 26, 2012, now Pat. No. Des. 696,422, which is a continuation of application No. 29/423,112, filed on May 29, 2012, now Pat. No. Des. 670,002, which is a division of application No. 29/369,727, filed on Sep. 13, 2010, now Pat. No. Des. 660,979.

(56)

References Cited

U.S. PATENT DOCUMENTS

5,012,616 A	5/1991	Martin
5,016,414 A	5/1991	Wang
D468,027 S	12/2002	Jiminez et al.
D470,242 S	2/2003	Reithmeyer et al.
D478,387 S	8/2003	Balthazor et al.
6,619,010 B2	9/2003	Wang
D495,061 S	8/2004	Lynch et al.
7,022,414 B2	4/2006	Davina et al.
D541,947 S	5/2007	Schafemak et al.
D557,427 S	12/2007	Turner et al.

D607,121 S	12/2009	Davina et al.	
D607,122 S *	12/2009	Davina	D25/48.3
D608,904 S *	1/2010	Walsh	D25/48.3
D611,614 S *	3/2010	Walsh	D25/48.3
D615,214 S	5/2010	Lynch et al.	
D625,836 S *	10/2010	Walsh	D25/48.3
D626,251 S *	10/2010	Walsh	D25/48.3
7,832,167 B2	11/2010	Salerno	
D640,391 S *	6/2011	Walsh	D25/48.3
D640,392 S *	6/2011	Walsh	D25/38.1
D652,948 S *	1/2012	Walsh	D25/48.3
D655,020 S *	2/2012	Walsh	D25/48.3
D660,979 S *	5/2012	Walsh	D25/48.3
D666,739 S *	9/2012	Walsh	D25/48.3
D669,599 S *	10/2012	Walsh	D25/48.3
D670,002 S *	10/2012	Walsh	D25/48.3
D687,165 S	7/2013	Walsh	
D690,830 S	10/2013	Walsh	
D696,422 S *	12/2013	Walsh	D25/48.3
D735,887 S	8/2015	Walsh	
D754,877 S *	4/2016	Walsh	D25/48.3
D797,310 S	9/2017	Gouge	
D803,417 S *	11/2017	Walsh	D25/48.3
D852,983 S *	7/2019	Walsh	D25/48.3
2005/0191512 A1 *	9/2005	Ouellette	B23P 15/00 428/627
2013/0283716 A1	10/2013	Cai	

* cited by examiner

FIG. 1

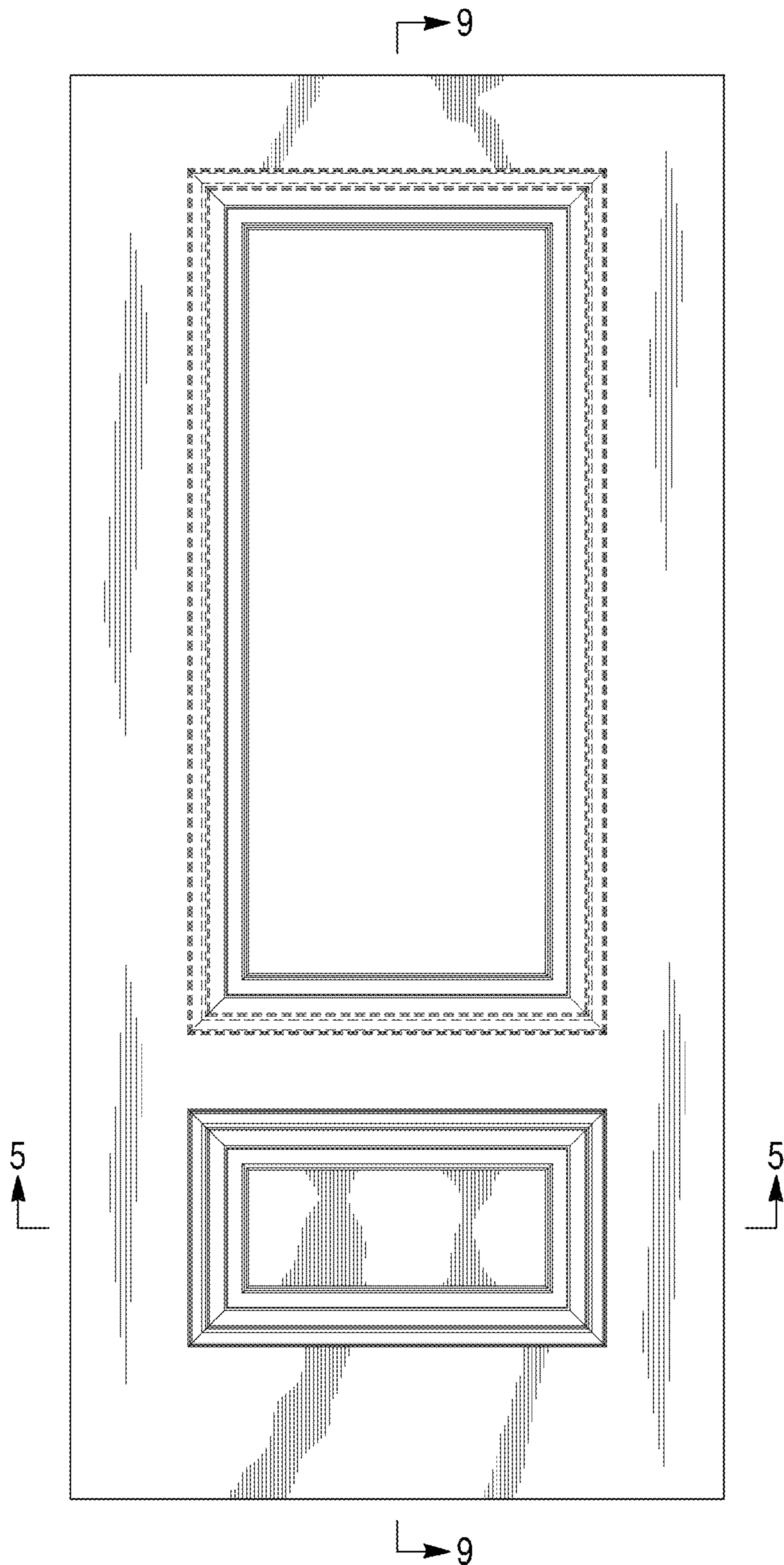


FIG. 2

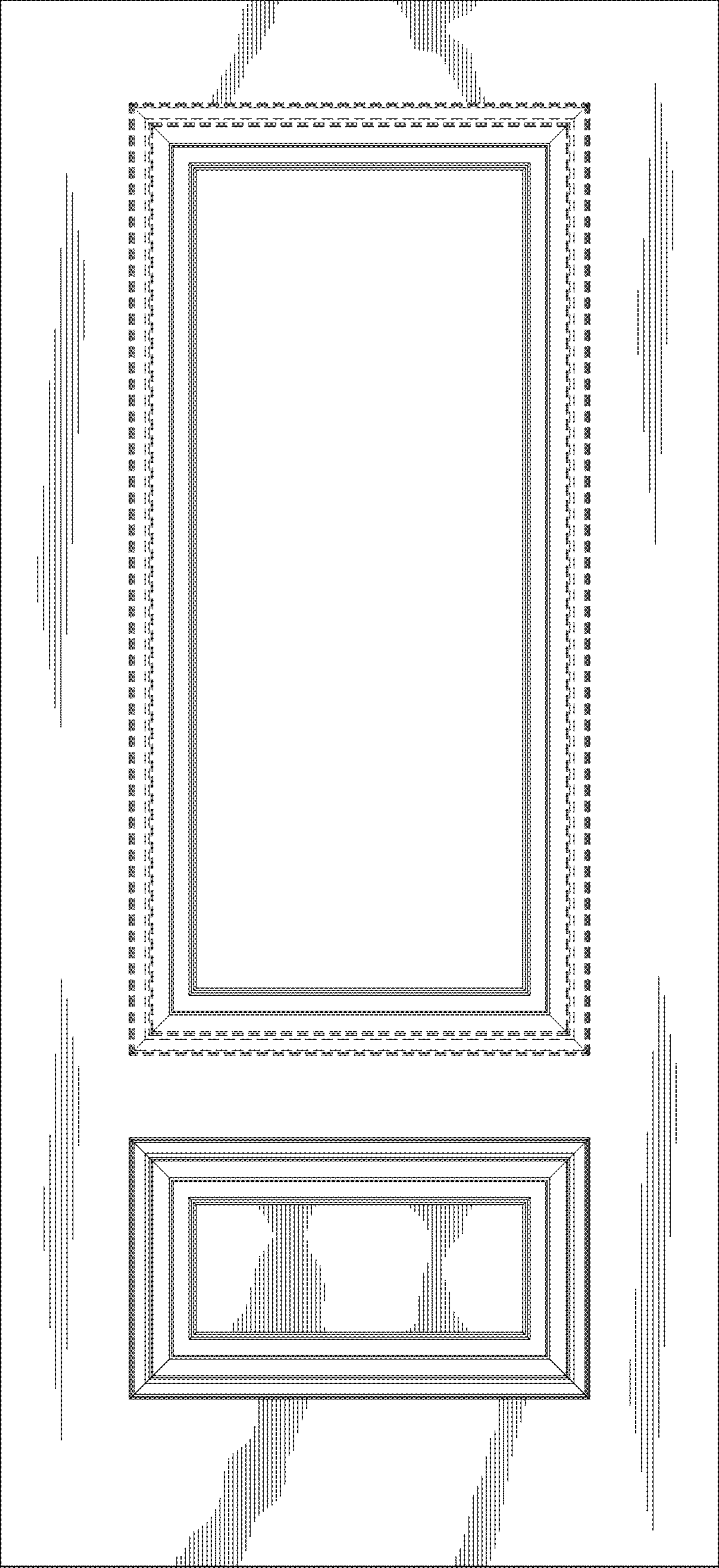


FIG. 3

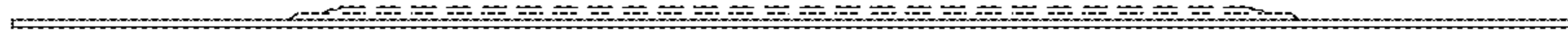


FIG. 4

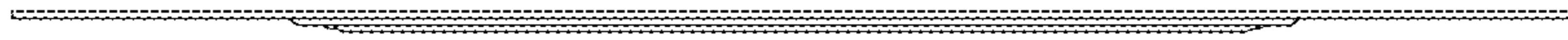
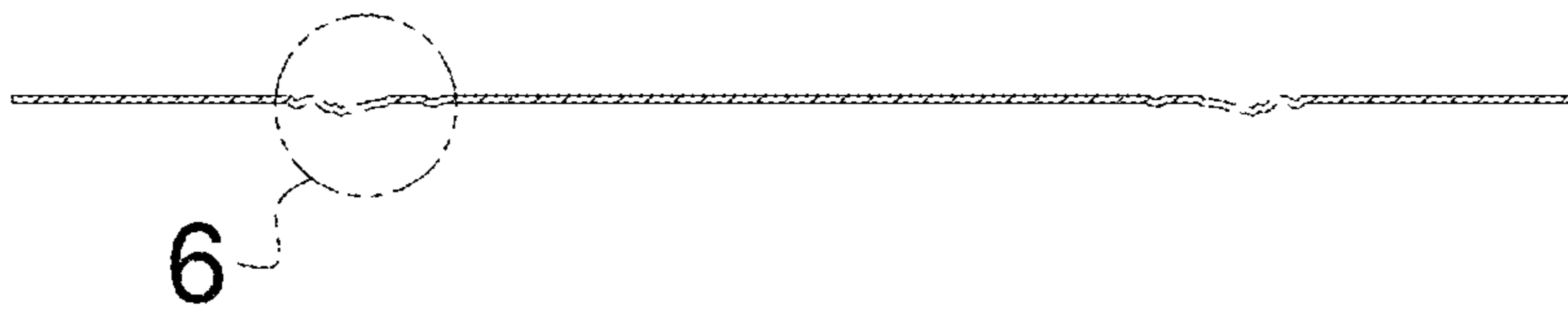


FIG. 5



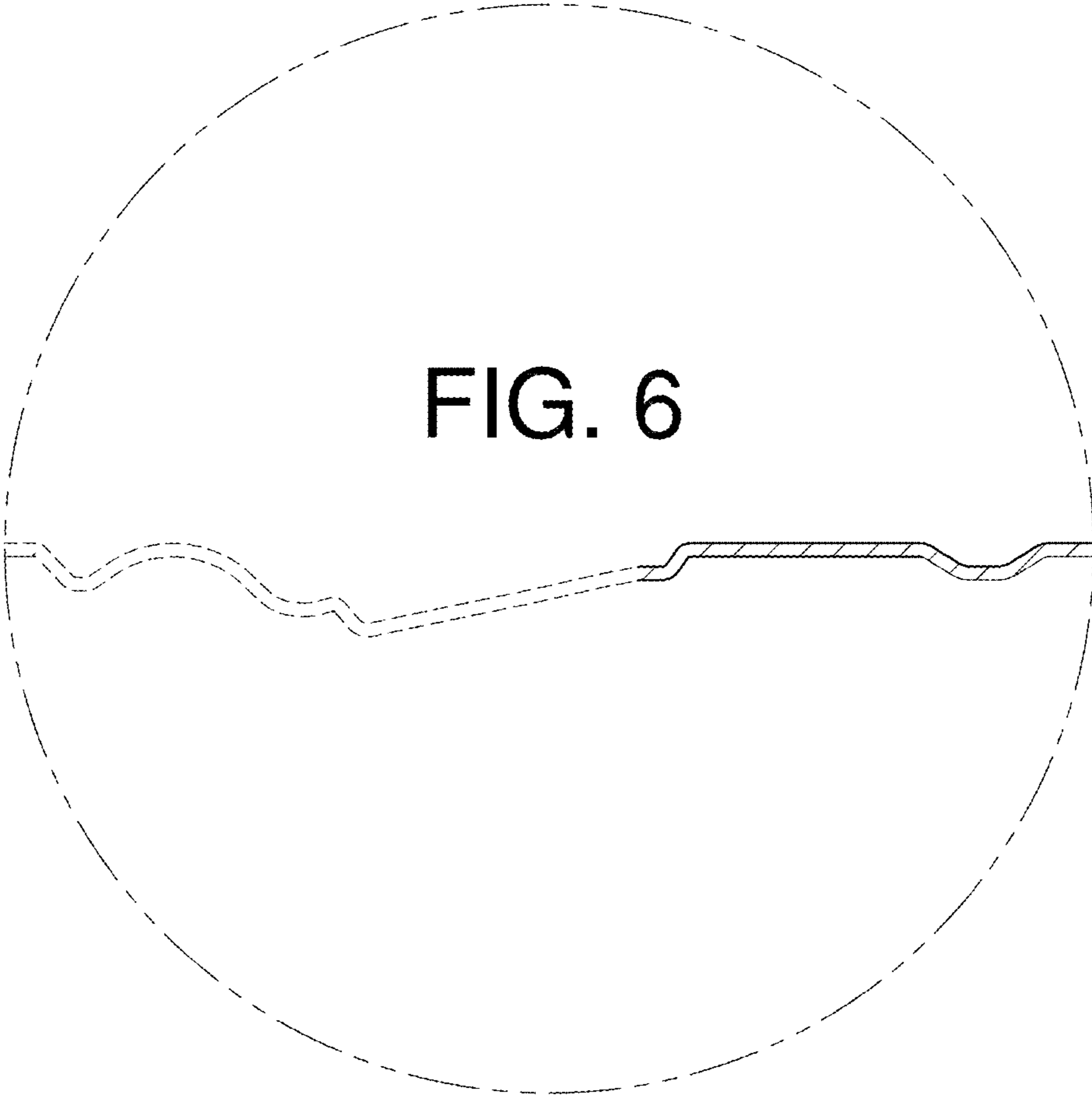


FIG. 7



FIG. 8



FIG. 9

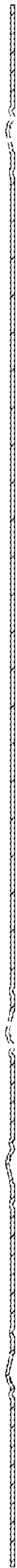


FIG. 10

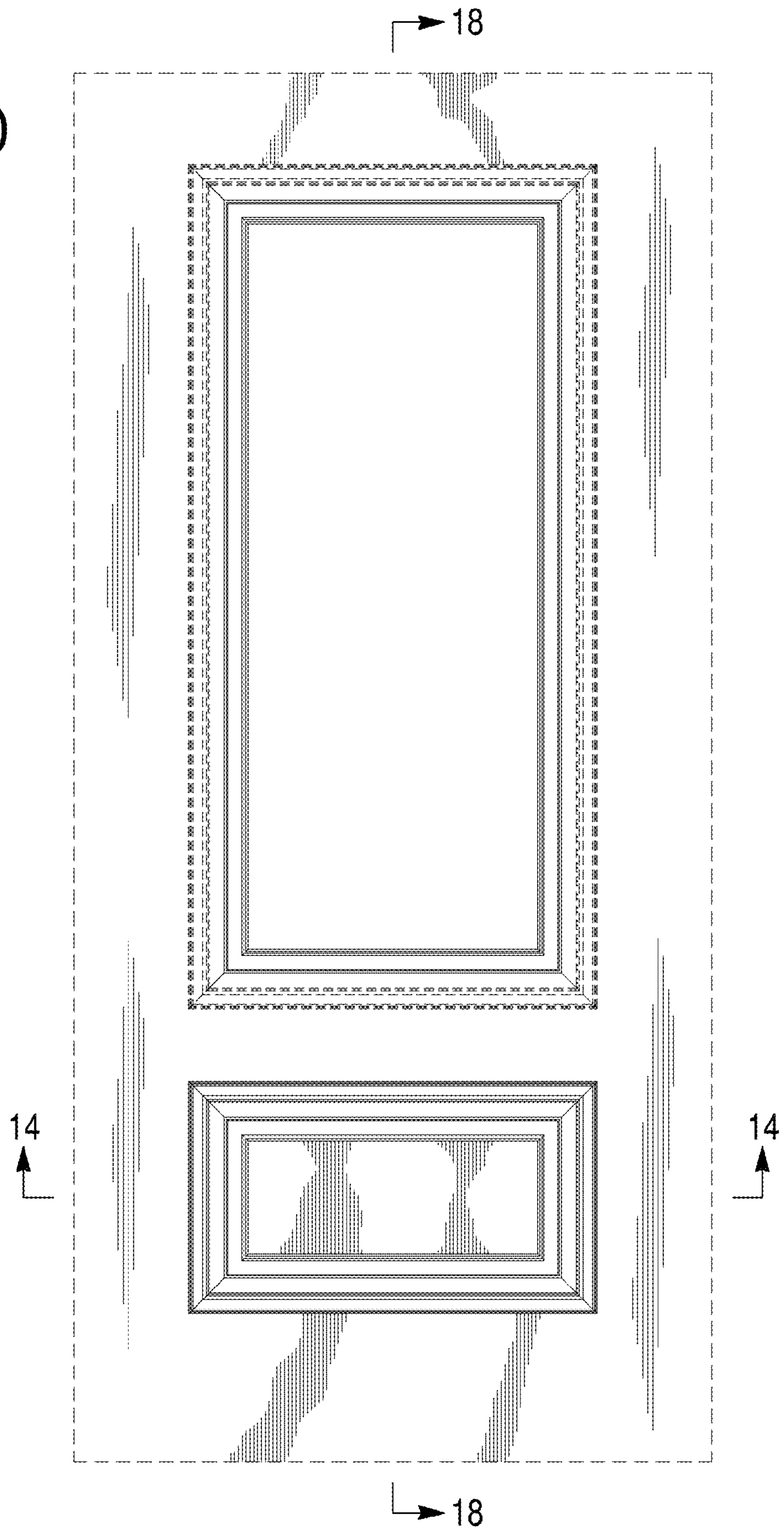


FIG. 11

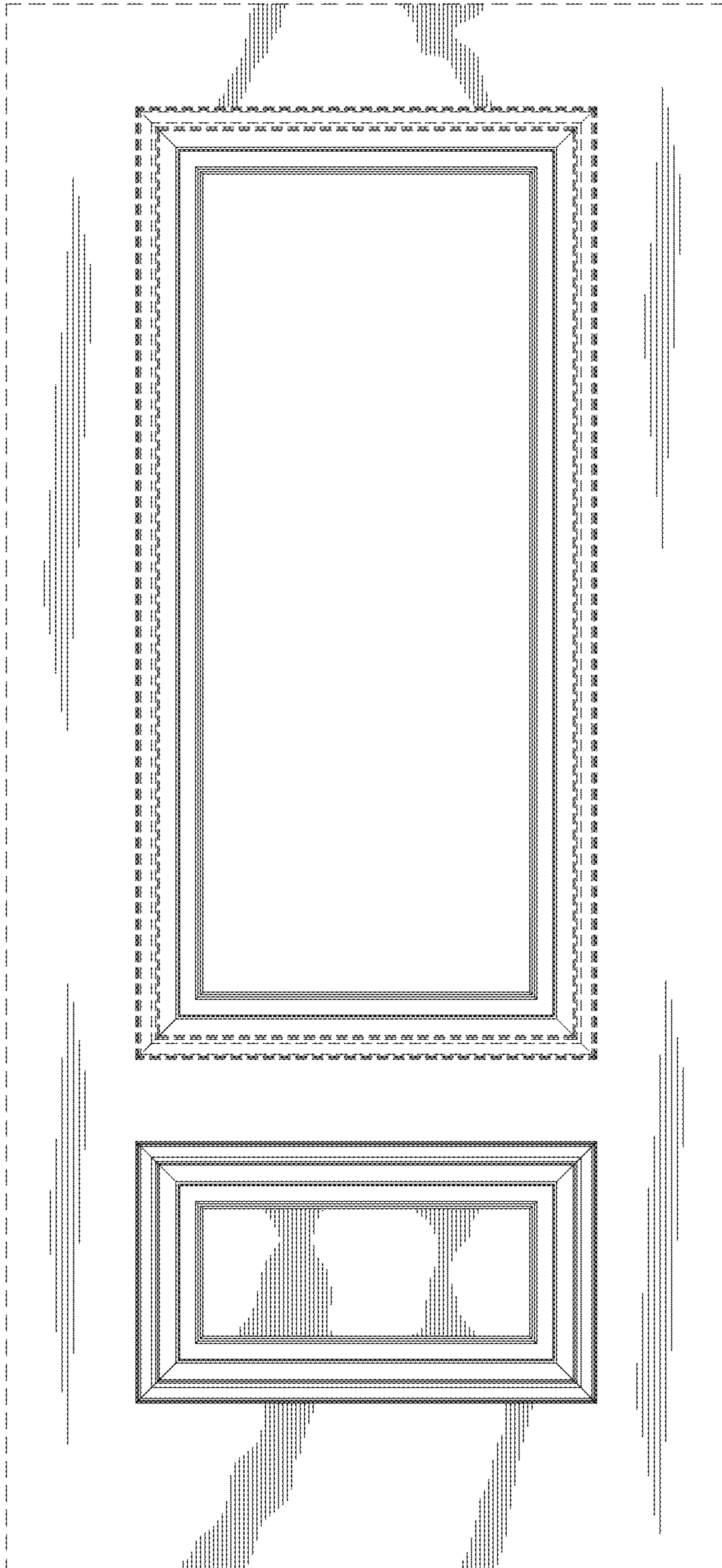


FIG. 12

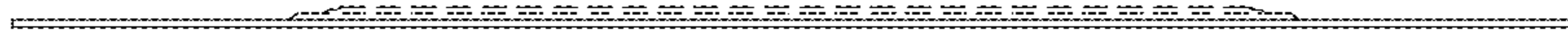


FIG. 13


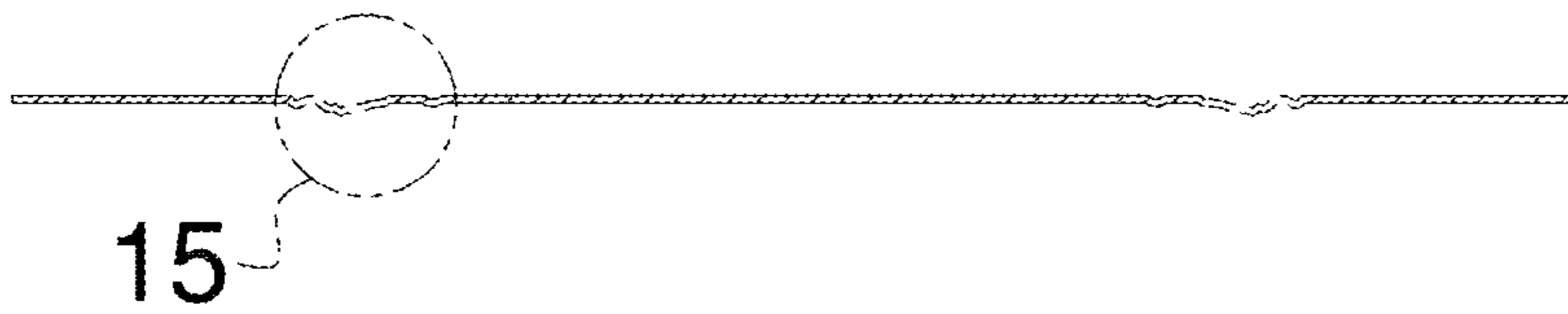


FIG. 14



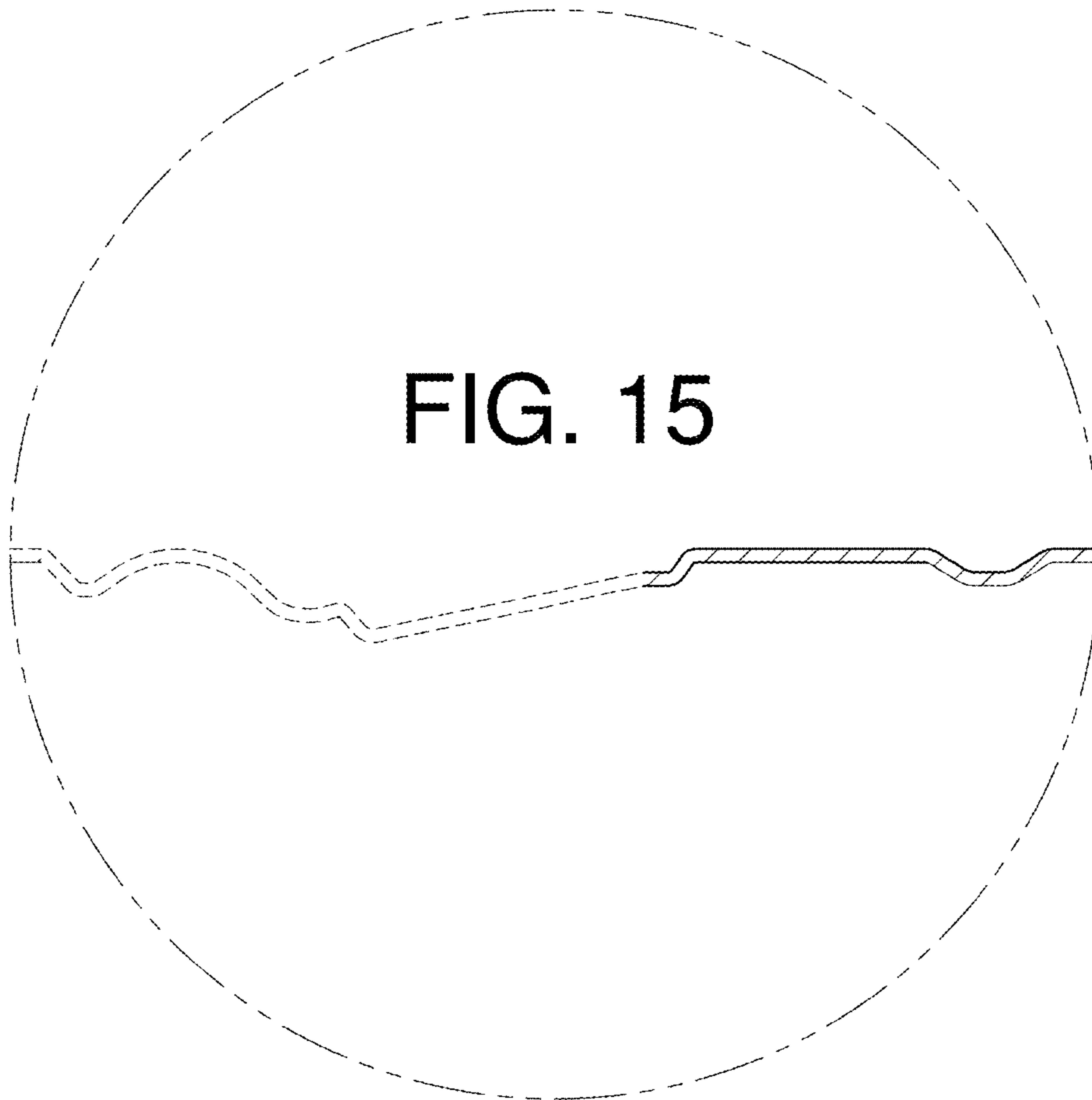


FIG. 16



FIG. 17




FIG. 18

