



US00D884912S

(12) **United States Design Patent** (10) **Patent No.:** **US D884,912 S**  
**Oh** (45) **Date of Patent:** **\*\* May 19, 2020**

(54) **MUSCLE MASSAGER**

(71) Applicant: **Hwan Kyung Oh**, Yongin-si (KR)

(72) Inventor: **Hwan Kyung Oh**, Yongin-si (KR)

(\*\*) Term: **15 Years**

(21) Appl. No.: **29/658,389**

(22) Filed: **Jul. 31, 2018**

(51) **LOC (12) Cl.** ..... **28-03**

(52) **U.S. Cl.**  
USPC ..... **D24/215**

(58) **Field of Classification Search**  
USPC ..... 601/15, 18, 19, 46, 47, 48, 52, 99, 112,  
601/113, 118, 125, 129, 134, 135, 137,  
601/DIG. 12, DIG. 14, DIG. 15, DIG. 16,  
601/DIG. 17; D24/133, 141, 200, 211,  
D24/212, 213, 214, 215; D30/160;  
D21/684

CPC ..... A61H 7/003; A61H 39/04; A61H 7/007;  
A61N 5/0617; A63B 21/4037

See application file for complete search history.

(56) **References Cited**

**U.S. PATENT DOCUMENTS**

D262,908 S *	2/1982	Pesco .....	D24/211
D264,754 S *	6/1982	Vitrac .....	D24/211
D285,724 S *	9/1986	Grundler .....	D24/211
D288,847 S *	3/1987	Kaeser .....	D24/211
D296,985 S *	8/1988	Iwaki .....	D24/211
D300,851 S *	4/1989	Grieshaber .....	D24/133
D387,174 S *	12/1997	Gladieux, Jr. ....	D24/211
D390,614 S *	2/1998	Morley .....	D21/684
D395,088 S *	6/1998	Wiggs, Sr. ....	D24/211
6,241,696 B1 *	6/2001	York .....	A61H 15/0092
			601/131
D550,841 S *	9/2007	Berci .....	D24/133
D611,598 S *	3/2010	Tenger .....	D24/133
D632,787 S *	2/2011	Tenger .....	D24/133
D634,844 S *	3/2011	Bast .....	D24/133

D641,871 S *	7/2011	Tenger .....	D24/133
D646,385 S *	10/2011	Gauthier .....	D24/133
D648,433 S *	11/2011	Bast .....	D24/133
D731,072 S *	6/2015	van den Dries .....	D24/200
D752,237 S *	3/2016	Cole .....	D24/200
D752,298 S *	3/2016	Stephens .....	D24/200
D754,360 S *	4/2016	Stock .....	D24/214
D768,867 S *	10/2016	Hetzel .....	D24/214
D791,962 S *	7/2017	Fiore .....	D24/215
D792,600 S *	7/2017	van den Dries .....	D24/215

(Continued)

*Primary Examiner* — Cynthia Ramirez

*Assistant Examiner* — Michael A Maharajh

(74) *Attorney, Agent, or Firm* — Antonio Ha & U.S. Patent, LLC

(57) **CLAIM**

The ornamental design for a muscle massager, as shown and described.

**DESCRIPTION**

FIG. 1 is a perspective view of the muscle massager of the present invention;

FIG. 2 is a front view of the muscle massager of the present invention;

FIG. 3 is a rear view of the muscle massager of the present invention;

FIG. 4 is a left side view of the muscle massager of the present invention;

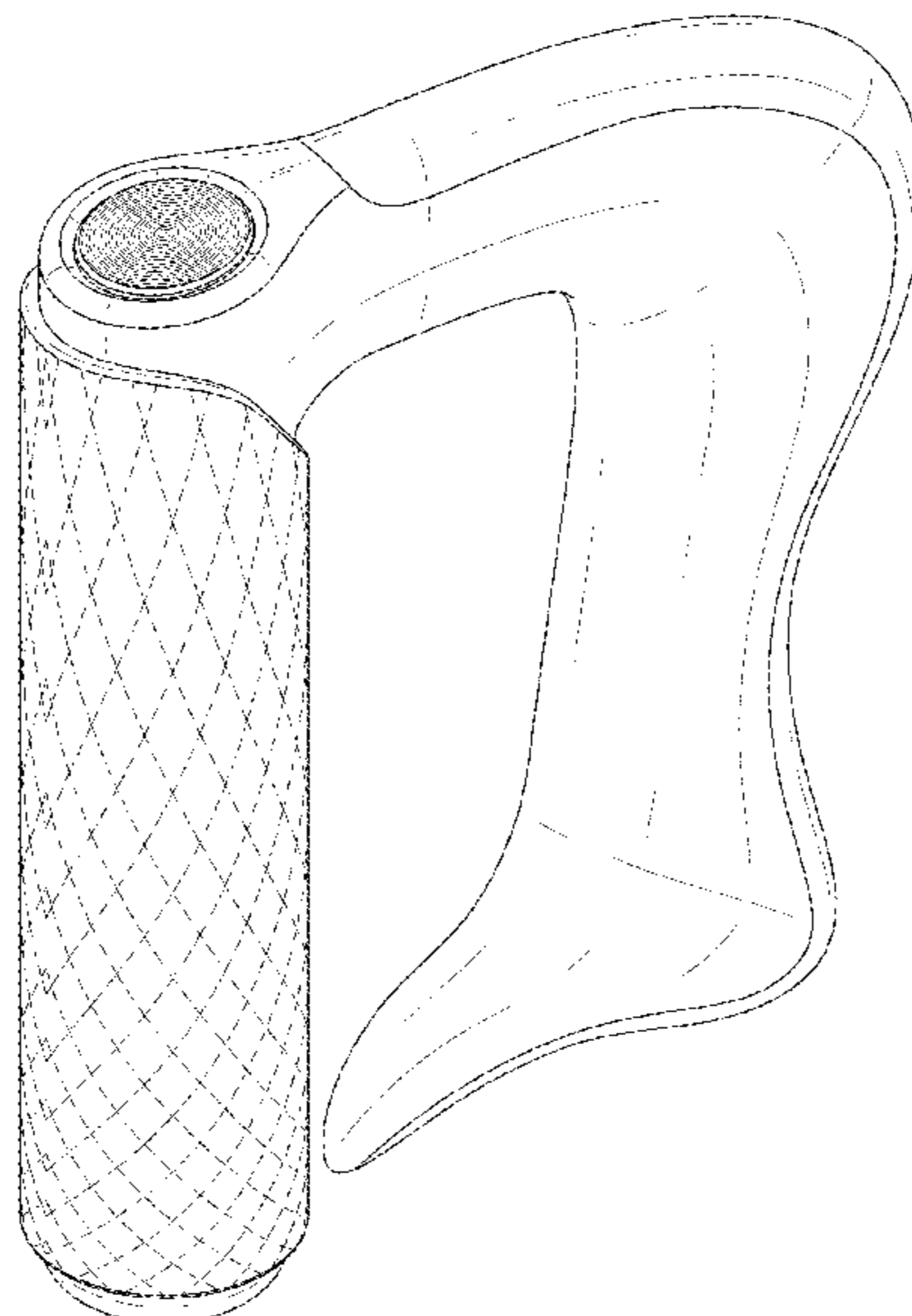
FIG. 5 is a right side view of the muscle massager of the present invention;

FIG. 6 is a top view of the muscle massager of the present invention; and,

FIG. 7 is a bottom view of the muscle massager of the present invention.

The broken lines shown in the figures (including those on the handle of the massager) are for the purpose of illustrating portions of the muscle massager, which form no part of the claimed design.

**1 Claim, 7 Drawing Sheets**



(56)

**References Cited**

U.S. PATENT DOCUMENTS

D792,601	S *	7/2017	van den Dries .....	D24/215
D827,848	S *	9/2018	Iwagami .....	D24/215
D842,489	S *	3/2019	Spewock .....	D24/215
D854,178	S *	7/2019	Cochard .....	D24/214
2002/0147418	A1 *	10/2002	Huang .....	A61H 7/003
				601/137
2004/0249323	A1 *	12/2004	Louis .....	A61H 7/003
				601/135
2004/0249324	A1 *	12/2004	Louis .....	A61H 7/003
				601/135
2006/0241537	A1 *	10/2006	Liu .....	A61H 15/0092
				601/118
2007/0142755	A1 *	6/2007	Kleiman .....	A61H 15/0092
				601/120
2007/0191745	A1 *	8/2007	Tucker .....	A61H 7/00
				601/135
2009/0240176	A1 *	9/2009	Clementes .....	A61H 7/003
				601/135
2010/0145242	A1 *	6/2010	Tsai .....	A61H 7/004
				601/108
2015/0231014	A1 *	8/2015	Capobianco .....	B25F 1/00
				601/135
2016/0136036	A1 *	5/2016	Cai .....	A61H 19/34
				601/46
2016/0136037	A1 *	5/2016	Cai .....	A61H 19/34
				601/46
2016/0136038	A1 *	5/2016	Cai .....	A61H 19/44
				601/46

\* cited by examiner

FIG. 1

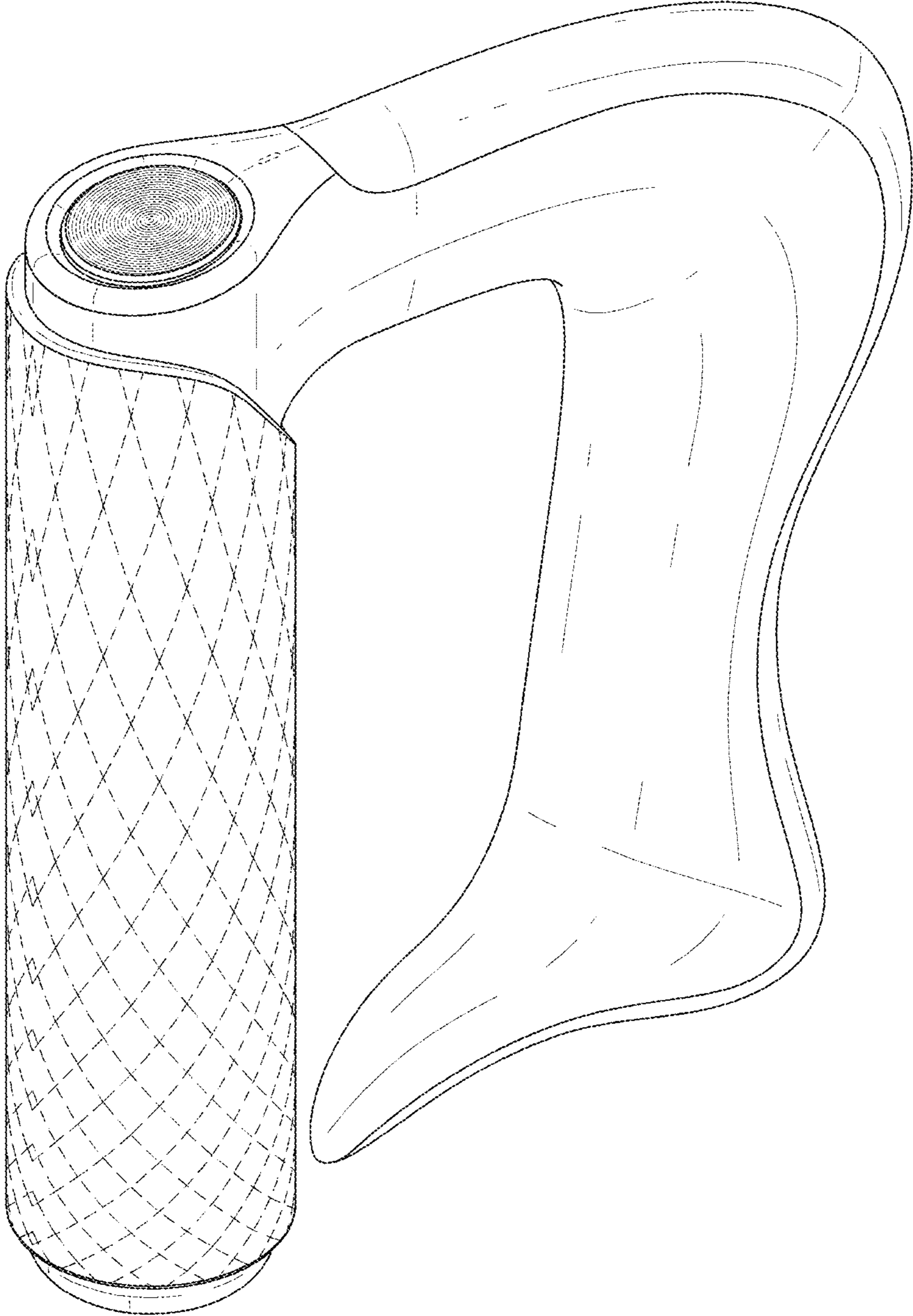


FIG. 2




FIG. 3

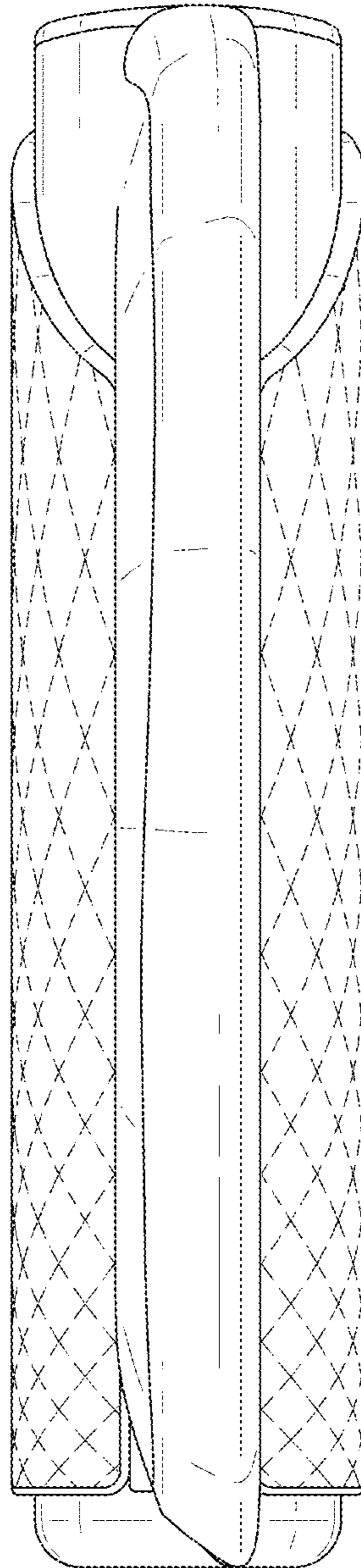


FIG. 4

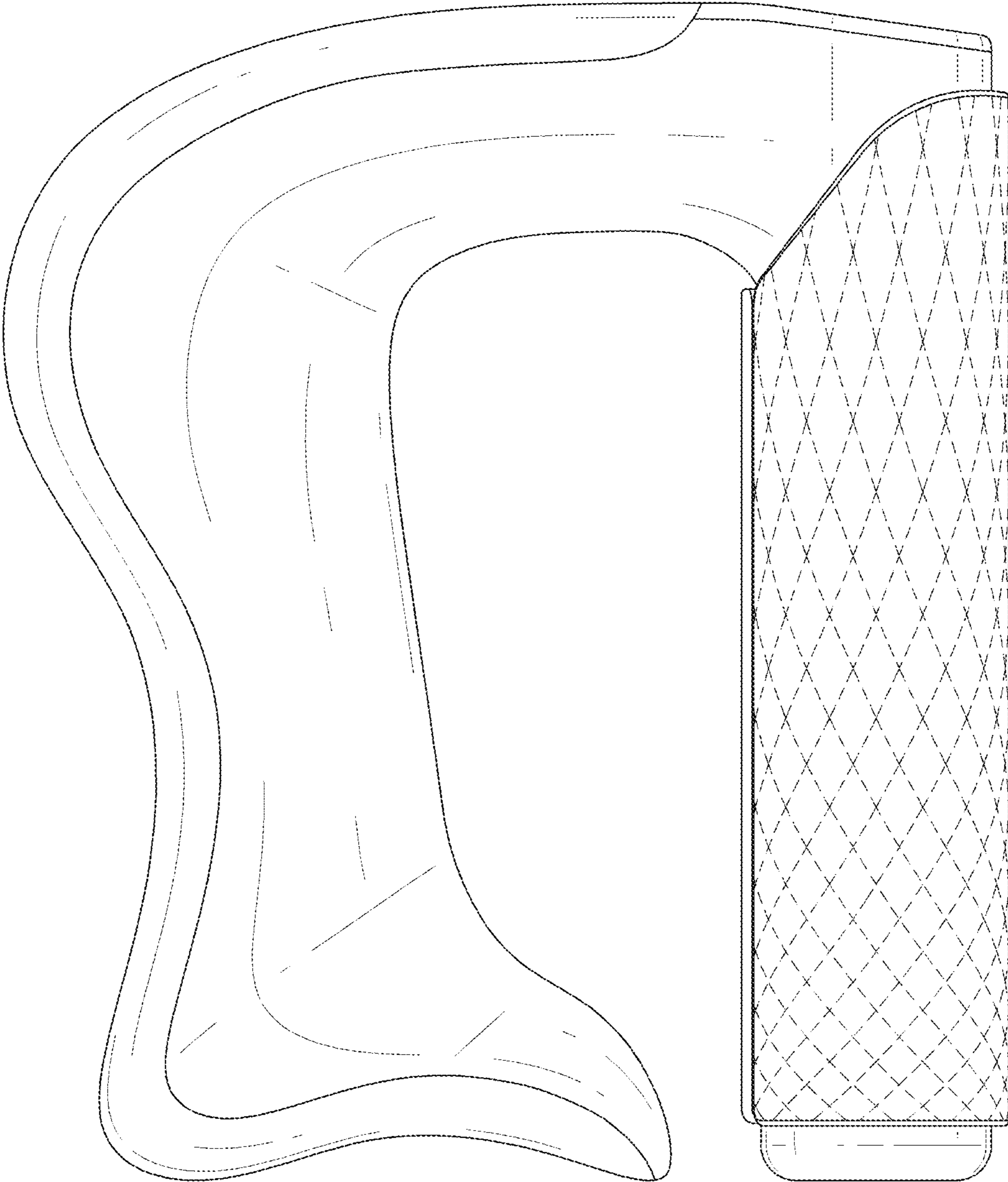


FIG. 5

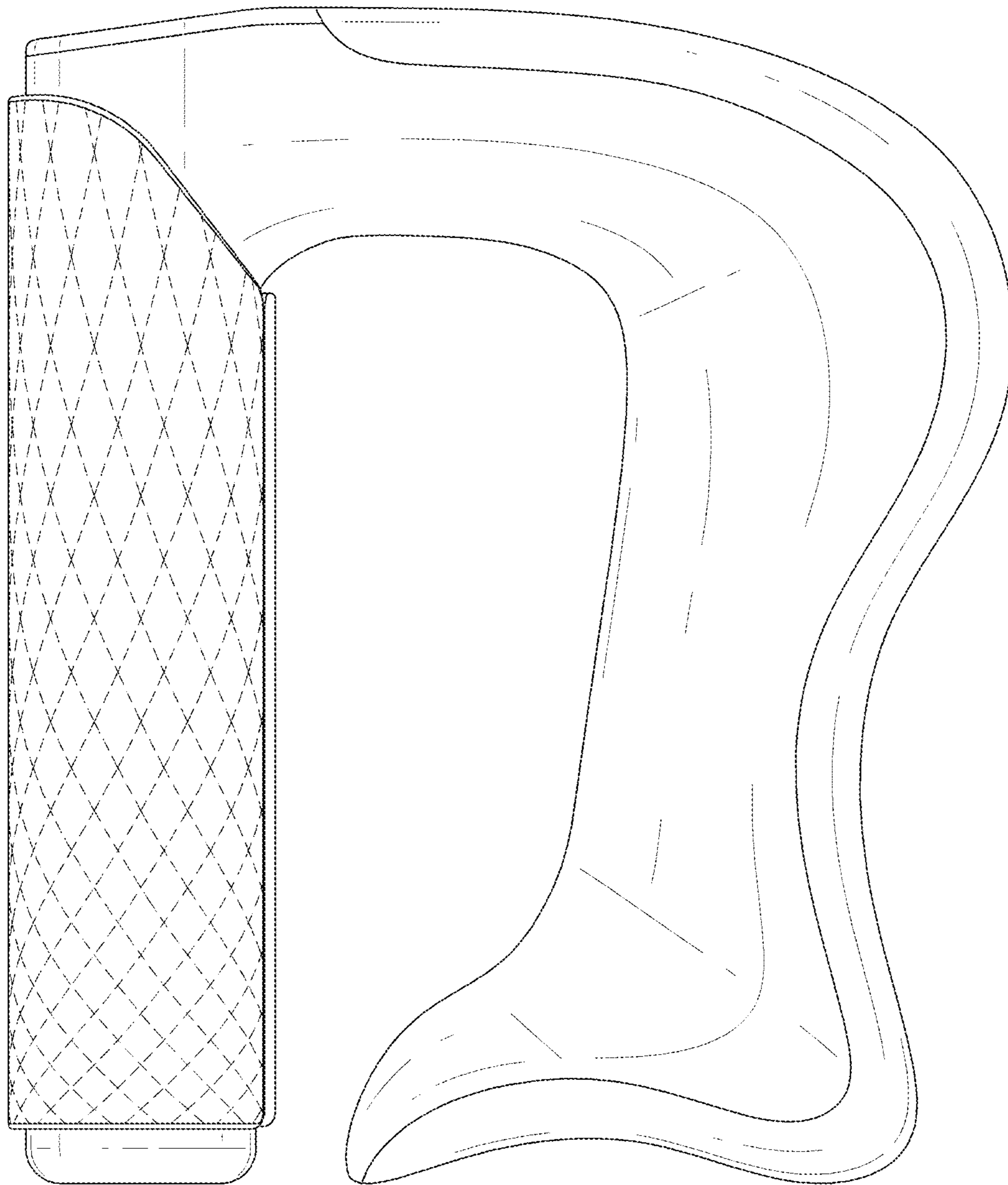


FIG. 6

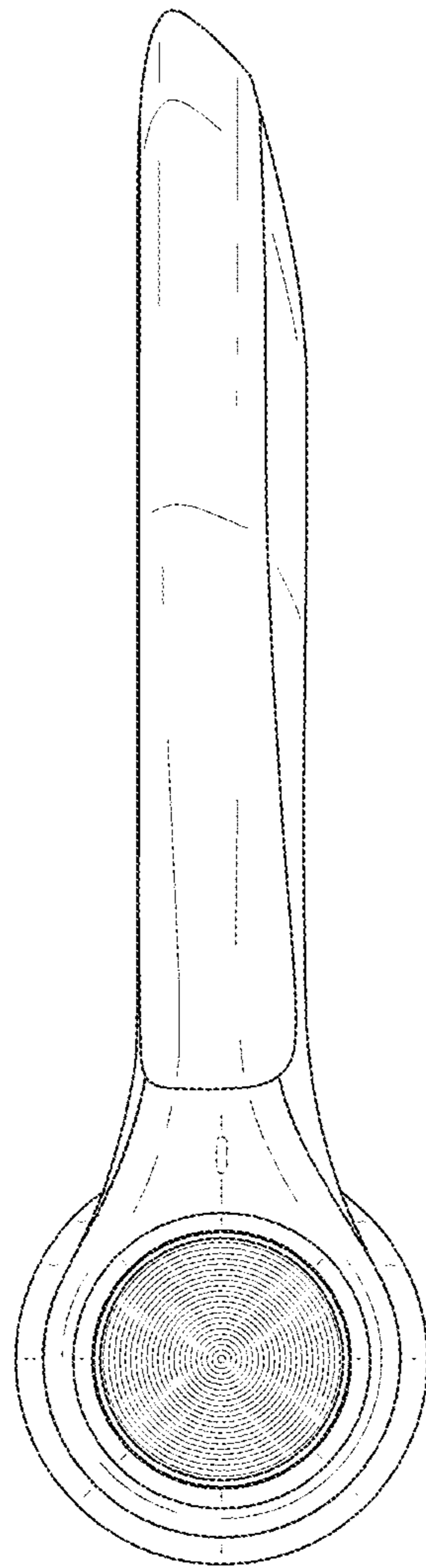




FIG. 7

