



US00D884893S

(12) **United States Design Patent** (10) **Patent No.:** **US D884,893 S**
Ma (45) **Date of Patent:** **** May 19, 2020**

(54) **ELECTRICAL DENTAL CALCULUS REMOVER**

(71) Applicant: **Shenzhen Jienuoyi Science and Technology co., Ltd, Shenzhen (CN)**

(72) Inventor: **Zongjie Ma, Shenzhen (CN)**

(**) Term: **15 Years**

(21) Appl. No.: **29/663,630**

(22) Filed: **Sep. 17, 2018**

(51) **LOC (12) Cl.** **24-02**

(52) **U.S. Cl.**
USPC **D24/152; D4/108**

(58) **Field of Classification Search**
USPC D4/100, 101, 102, 104, 108, 110, 111, D4/127, 129; D24/107, 146, 152, 158, D24/176, 193, 194
CPC A61C 15/00; A61C 15/047; A61C 15/048; A61C 17/16; A61C 17/18; A61C 17/32; A61C 17/34; A61C 3/06; A46B 5/0008; A46B 5/0095; A46B 2200/10; A46B 2200/108; A46B 2200/1026; A46B 2200/1066; A46B 2200/1073; A46B 9/04; A61B 1/24
See application file for complete search history.

(56) **References Cited**

U.S. PATENT DOCUMENTS

D278,764 S * 5/1985 Olsen D4/101
6,422,867 B2 * 7/2002 Lang A61C 15/047
132/322

D548,334 S * 8/2007 Izumi D24/111
D711,542 S * 8/2014 Pierson D24/176
D806,228 S * 12/2017 Yan D24/111
D832,422 S * 10/2018 Kohler D24/111
D855,182 S * 7/2019 Ma D24/152
D865,177 S * 10/2019 Liu D24/152
2013/0145567 A1 * 6/2013 Haynes A46B 9/04
15/167.1

* cited by examiner

Primary Examiner — Wan Laymon
Assistant Examiner — Clint A Samuel
(74) *Attorney, Agent, or Firm* — HYIP

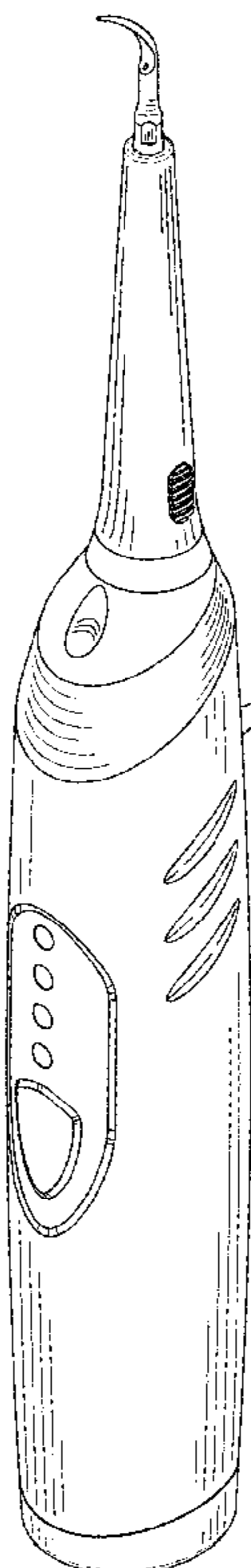
(57) **CLAIM**

The ornamental design for an electrical dental calculus remover, as shown and described.

DESCRIPTION

FIG. 1 is a first perspective view showing an electrical dental calculus remover showing my new design;
FIG. 2 is a second perspective view thereof;
FIG. 3 is a front view thereof;
FIG. 4 is a back view thereof;
FIG. 5 is a left side view thereof;
FIG. 6 is a right side view thereof;
FIG. 7 is a top view thereof;
FIG. 8 is a bottom view thereof; and,
FIG. 9 is an enlarged view of portion 9 in FIG. 2.

1 Claim, 9 Drawing Sheets



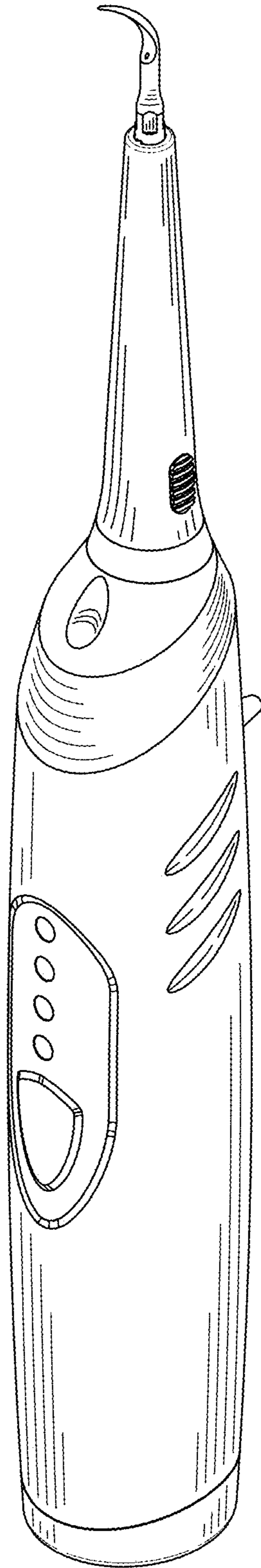


FIG. 1

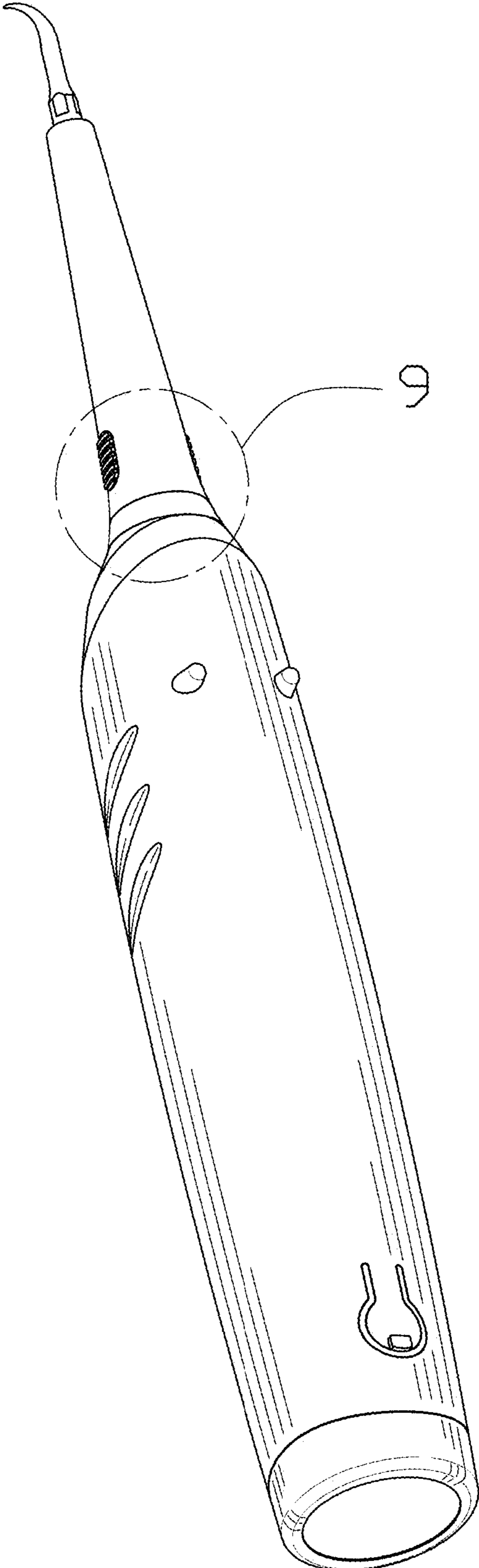


FIG. 2

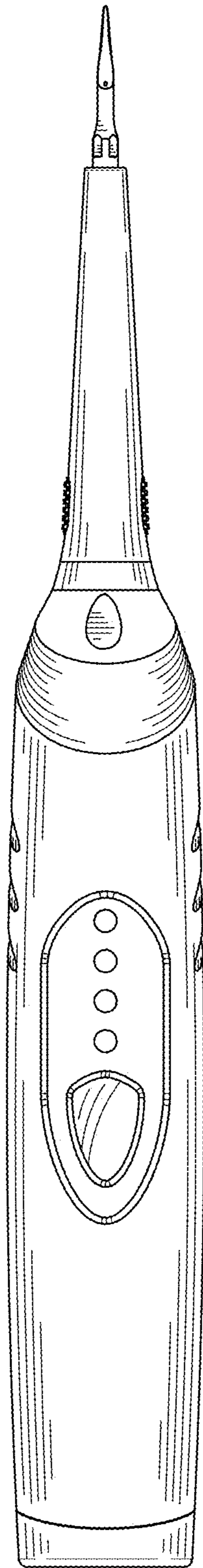


FIG. 3

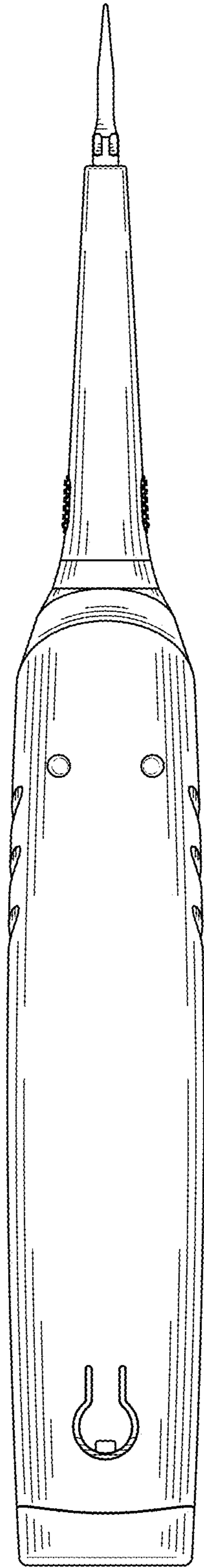


FIG. 4

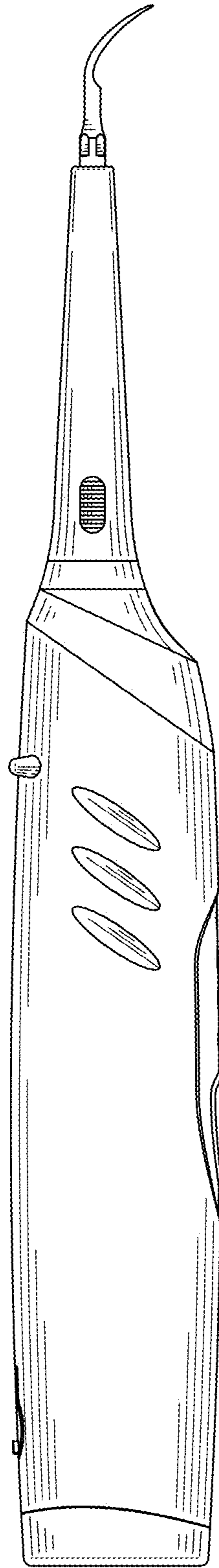


FIG. 5

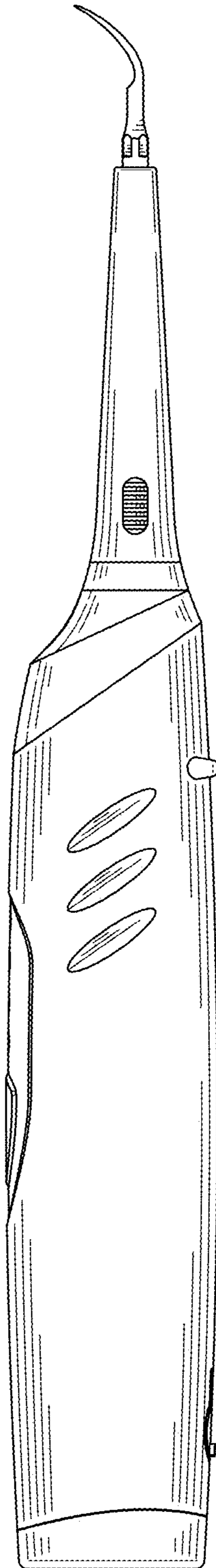


FIG. 6

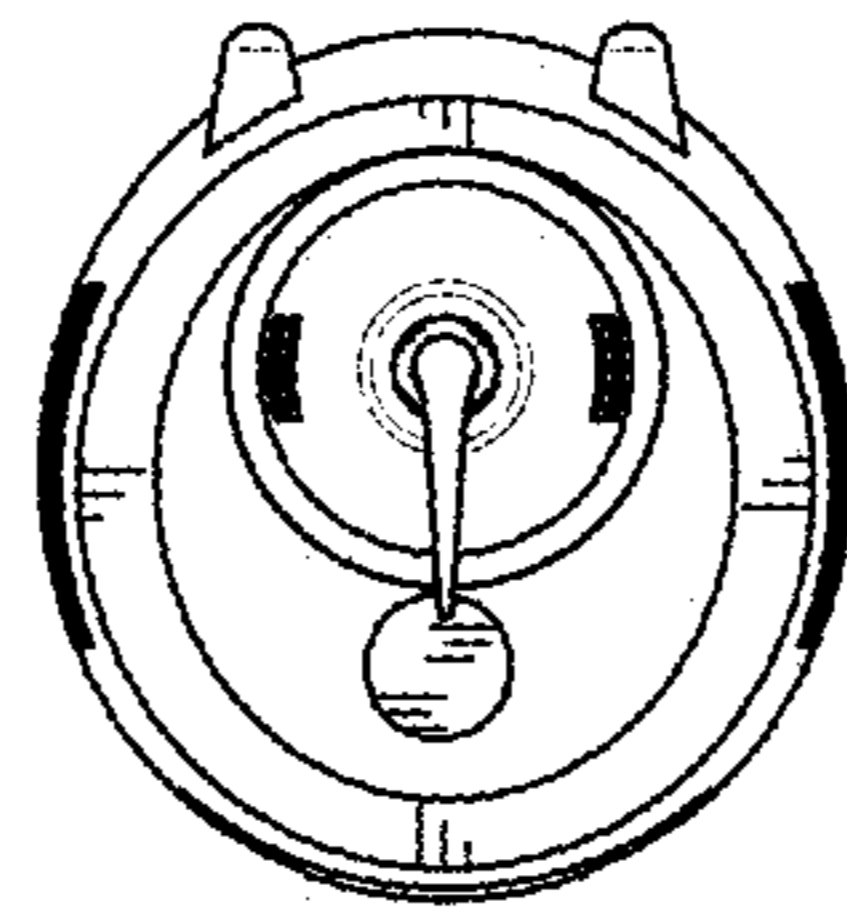


FIG. 7

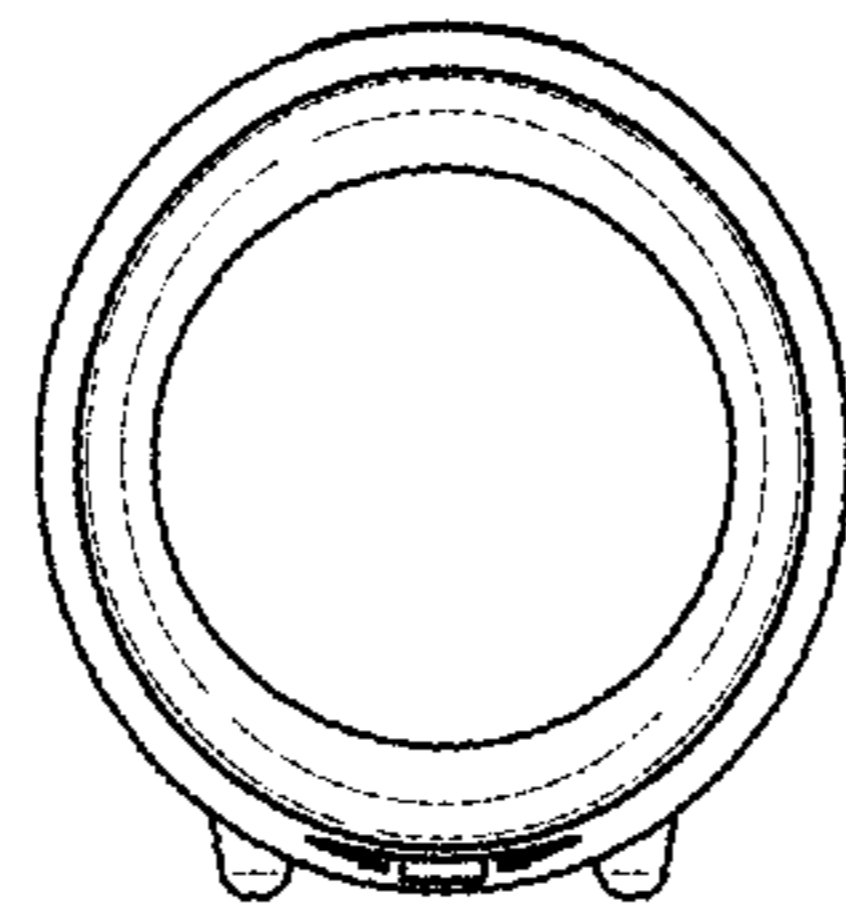


FIG. 8

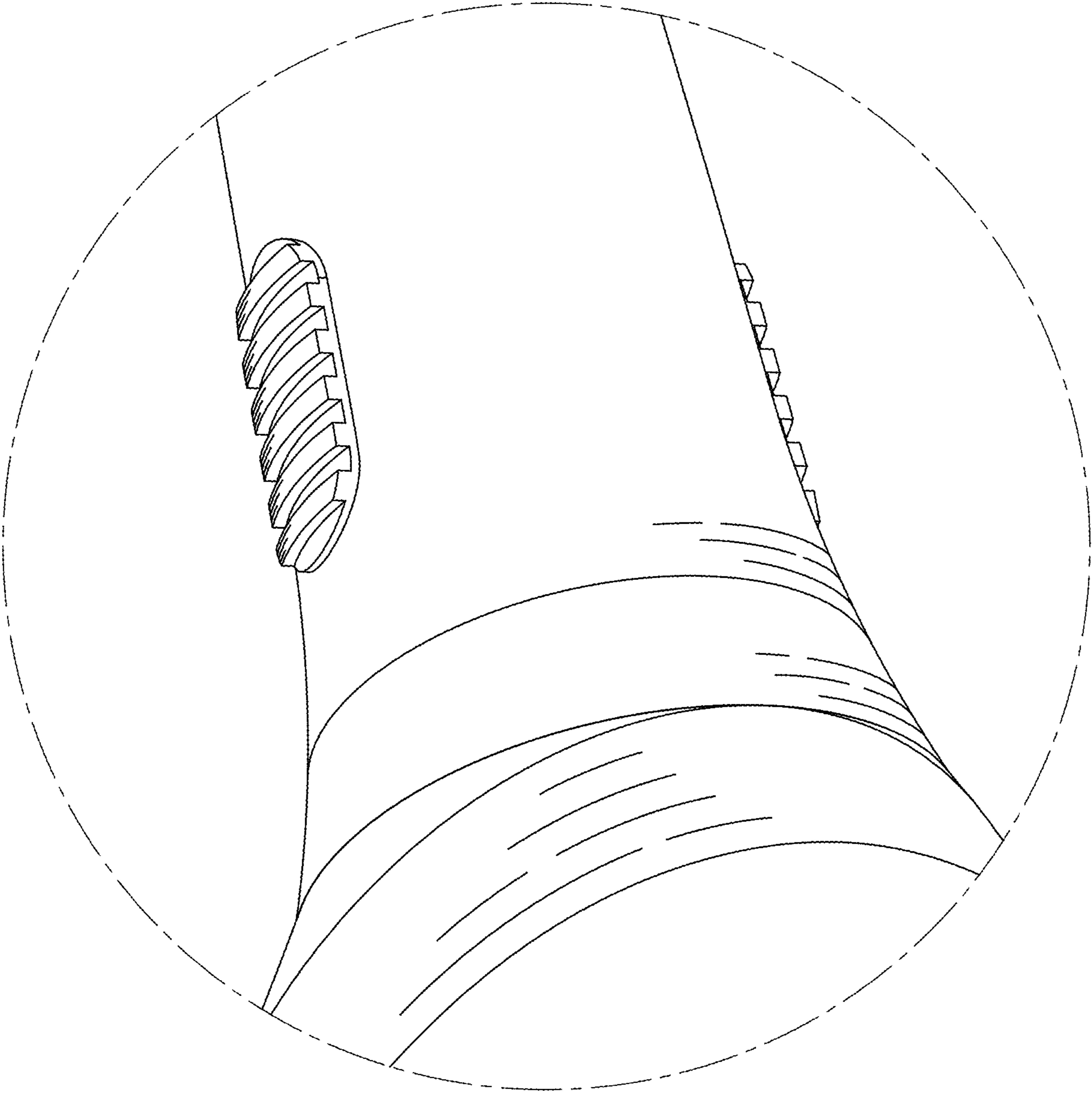


FIG. 9