



US00D884881S

(12) **United States Design Patent** (10) **Patent No.:** **US D884,881 S**
Kimball (45) **Date of Patent:** **** May 19, 2020**

(54) **CATAMENIAL TAMPON**

FOREIGN PATENT DOCUMENTS

(71) Applicant: **Johnson & Johnson GmbH**, Neuss (DE)

CH 140949-0009 9/2014
DE 40502965-0001 10/2005

(Continued)

(72) Inventor: **David L. Kimball**, Skillman, NJ (US)

OTHER PUBLICATIONS

(73) Assignee: **Johnson & Johnson GmbH**, Neuss (DE)

U.S. Appl. No. 14/580,974, filed Dec. 23, 2014, Binner et al.

(Continued)

(**) Term: **15 Years**

Primary Examiner — Wan Laymon

(21) Appl. No.: **29/661,197**

(57) **CLAIM**

(22) Filed: **Aug. 24, 2018**

I claim the ornamental design for a catamenial tampon, as shown and described.

DESCRIPTION

Related U.S. Application Data

(63) Continuation of application No. 29/569,802, filed on Jun. 30, 2016, now abandoned.

(51) **LOC (12) Cl.** **24-04**

(52) **U.S. Cl.**
USPC **D24/125**

(58) **Field of Classification Search**

USPC D24/124–125, 141; D5/38–39, 45, 53, D5/58

CPC Y10S 604/904; A61F 13/2034; A61F 13/2037; A61F 13/2091; A61F 13/2085; A61F 13/20; A61F 13/202; A61F 13/15; A61F 13/476; A61F 13/5611; A61F 13/5633; A61F 13/2051

See application file for complete search history.

(56) **References Cited**

U.S. PATENT DOCUMENTS

D477,075 S * 7/2003 Schoelling D24/124
D485,354 S 1/2004 Carlin et al.
6,939,340 B1 * 9/2005 Berges A61F 13/2051
604/385.01


(Continued)

FIG. 1 is a perspective view of a catamenial tampon showing my new design;
FIG. 2 is top view thereof; and
FIG. 3 is a front plan view thereof;
FIG. 4 is a perspective view of a catamenial tampon showing a second embodiment of my new design;
FIG. 5 is a top view thereof;
FIG. 6 is a front plan view thereof;
FIG. 7 is a perspective view of a catamenial tampon showing a third embodiment of my new design;
FIG. 8 is a top view thereof;
FIG. 9 is a front plan view thereof;
FIG. 10 is a perspective view of a catamenial tampon showing a fourth embodiment of my new design;
FIG. 11 is a top view thereof; and
FIG. 12 is a front plan view thereof.

The broken lines show unclaimed subject matter only and form no part of the claimed design. Only the solid line, not the surfaces and broken lines surrounding them, are part of the claimed design.

All sides not shown in the application form no part of the claimed design.

1 Claim, 4 Drawing Sheets



(56)

References Cited

U.S. PATENT DOCUMENTS

7,070,585 B2 * 7/2006 Jensen A61F 13/2051
604/385.17

7,311,699 B2 12/2007 Carlin

7,338,483 B2 * 3/2008 Carlin A61F 13/2051
604/385.17

7,549,982 B2 6/2009 Carlin

D647,611 S * 10/2011 Smet D24/125

D647,612 S * 10/2011 Smet D24/125

8,029,485 B2 * 10/2011 Jensen A61F 13/2051
28/118

8,827,975 B2 * 9/2014 Kimball A61F 13/2034
604/385.17

8,834,439 B2 9/2014 Kimball et al.

8,864,732 B2 * 10/2014 Van Ingelgem A61F 13/2051
604/380

9,168,184 B2 10/2015 Kimball et al.

D804,655 S * 12/2017 Holliday D24/125

10,010,456 B2 7/2018 Kimball et al.

10,010,457 B2 7/2018 Kimball et al.

2006/0074391 A1 * 4/2006 Hagberg A61F 13/2051
604/385.18

2008/0275416 A1 * 11/2008 Sargent A61F 13/2051
604/385.18

2011/0092940 A1 4/2011 Fung et al.

2012/0010587 A1 1/2012 Smet

2012/0089111 A1 4/2012 Magnusson et al.

2016/0022507 A1 1/2016 Kimball et al.

2016/0022508 A1 1/2016 Kimball et al.

FOREIGN PATENT DOCUMENTS

DE 40502965-0002 10/2005

DE 40502965-0003 10/2005

DE 40502965-0004 10/2005

DE 40502965-0005 10/2005

DE 40502965-0006 10/2005

DE 40502965-0007 10/2005

DE 40502965-0008 10/2005

DE 40502965-0009 10/2005

DE 40502965-0010 10/2005

EP 2712596 4/2014

EP 3156022 4/2017

EP 2712595 7/2017

WO WO 2008/135925 A 11/2008

WO WO 2009/129910 A 10/2009

WO WO 2011/002357 A 1/2011

WO WO 2018/220587 12/2018

OTHER PUBLICATIONS

U.S. Appl. No. 61/922,287, filed Dec. 31, 2013, Binner et al.

U.S. Appl. No. 14/58,0977, filed Dec. 23, 2014, Binner et al.

U.S. Appl. No. 61/922,296, filed Dec. 31, 2013, Binner et al.

U.S. Appl. No. 14/581,010, filed Dec. 23, 2014, Binner et al.

* cited by examiner

FIG. 1




FIG. 2

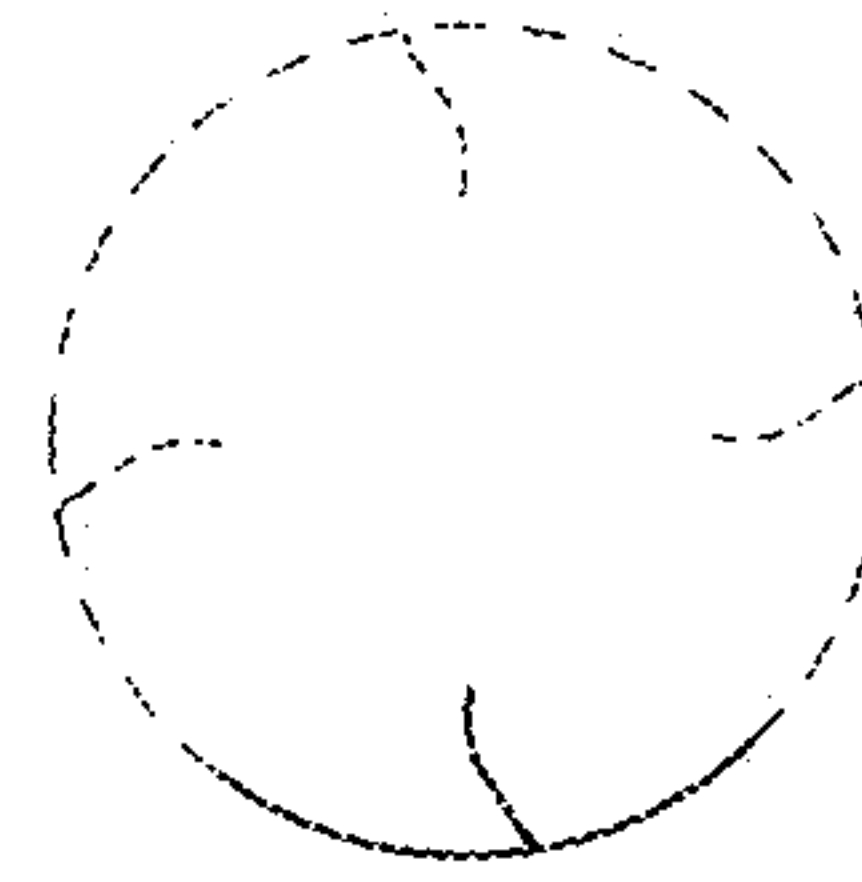


FIG. 3




FIG. 4




FIG. 5

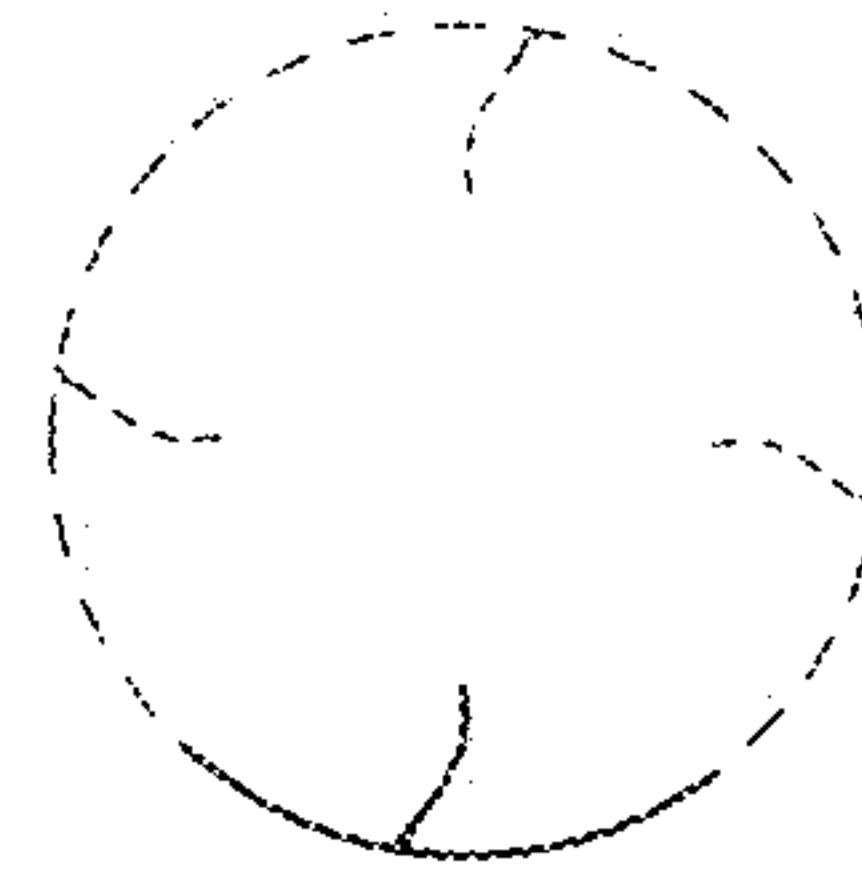


FIG. 6




FIG. 7

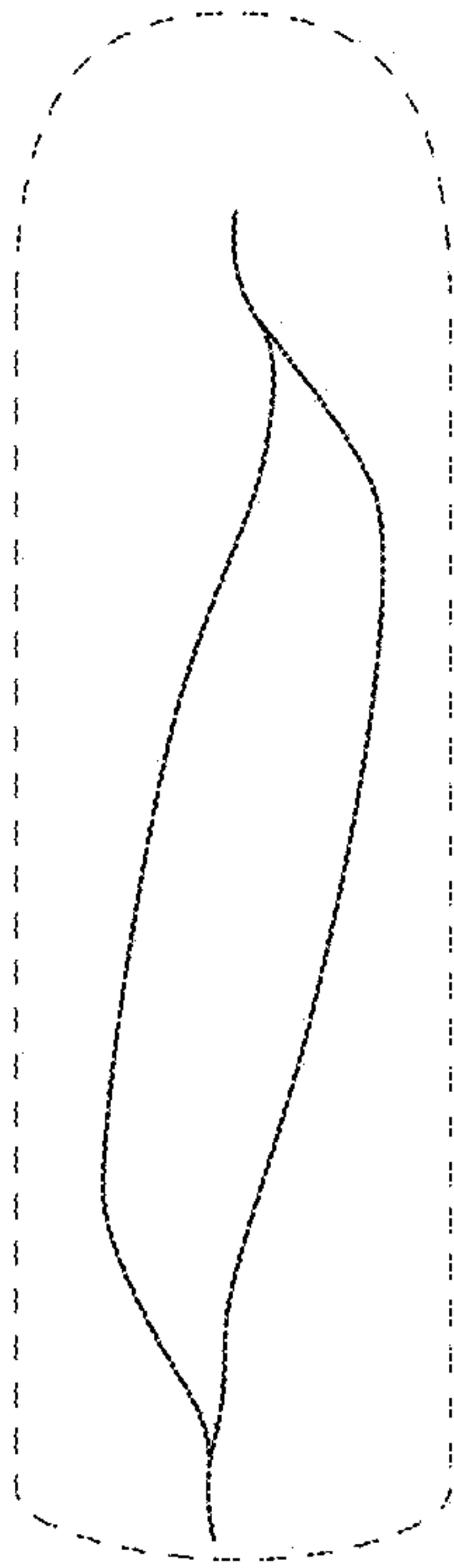


FIG. 8

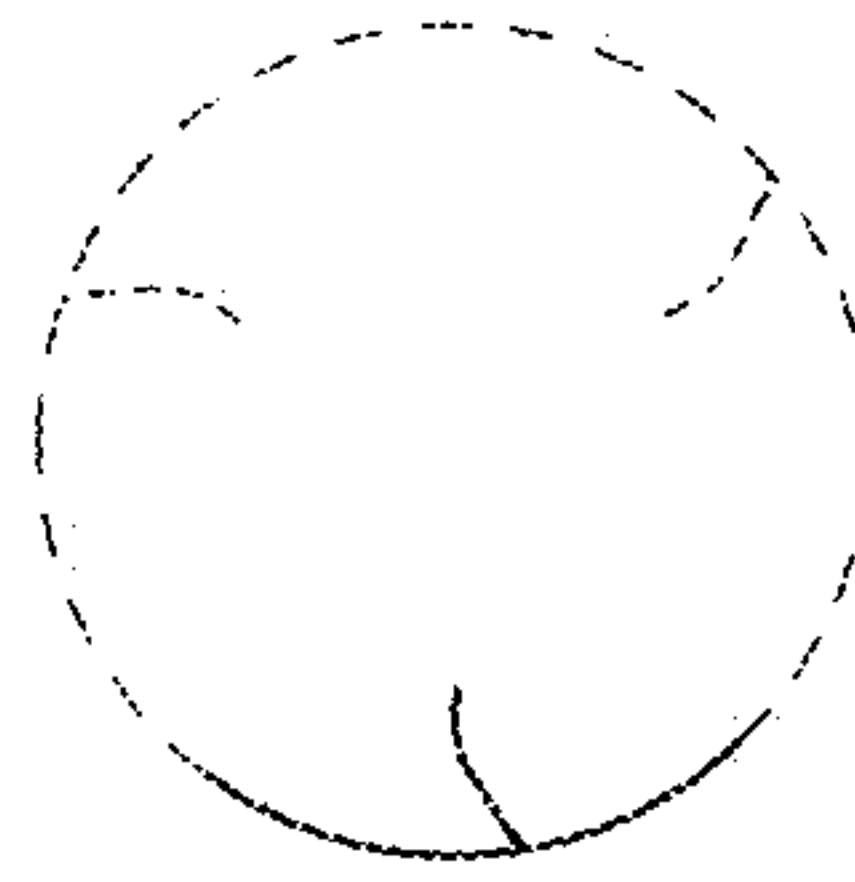


FIG. 9

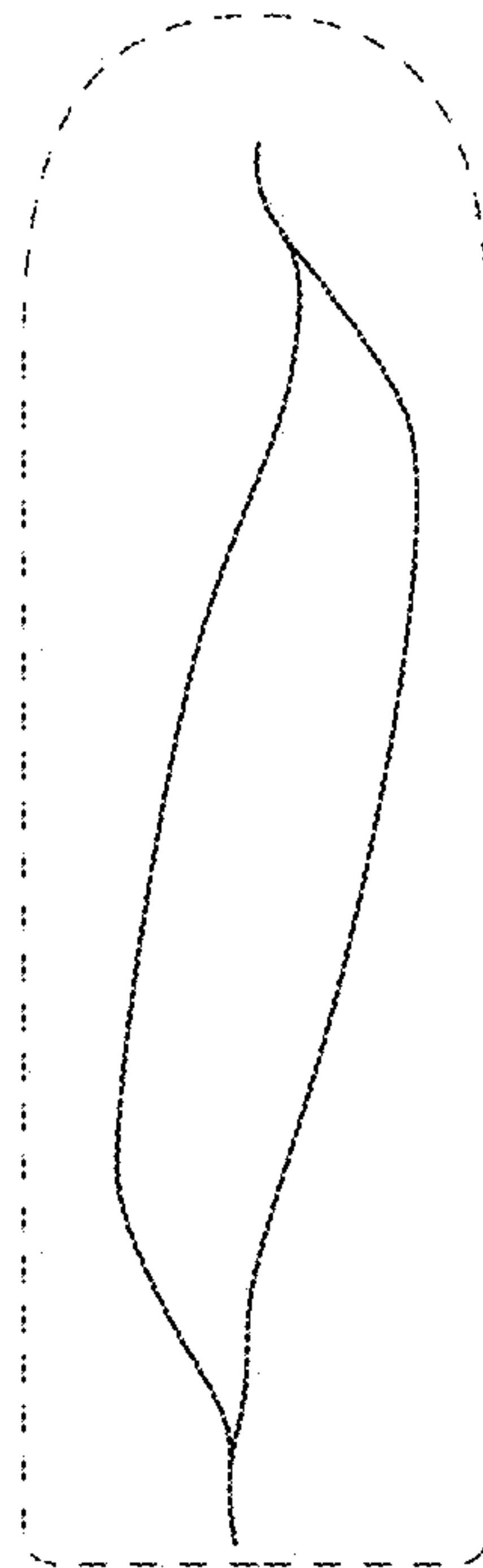


FIG. 10

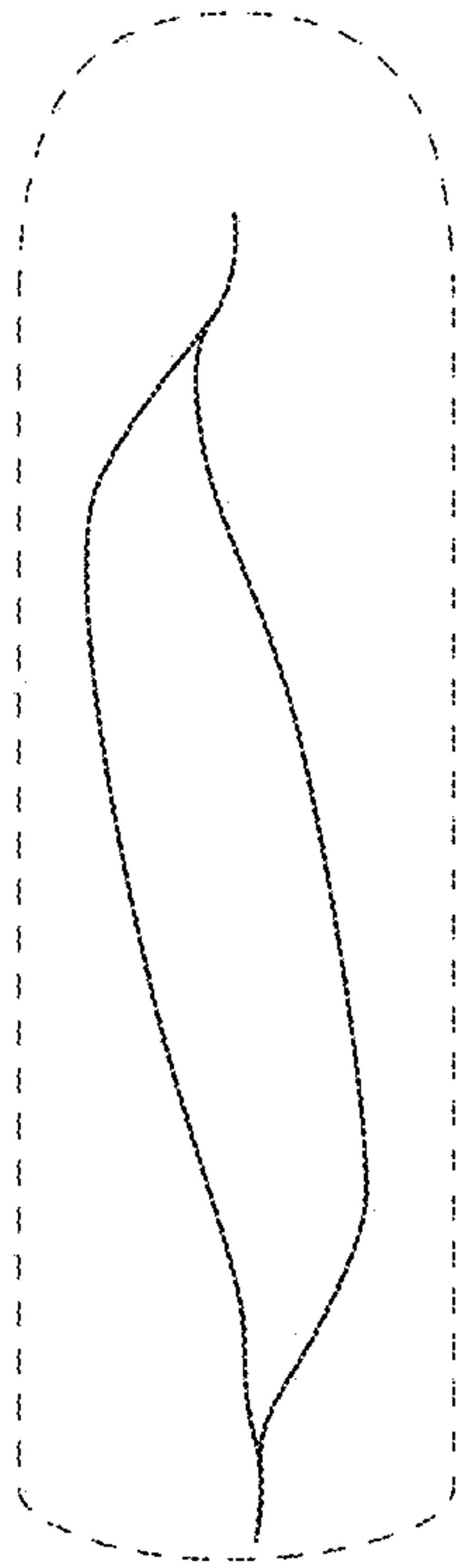


FIG. 11

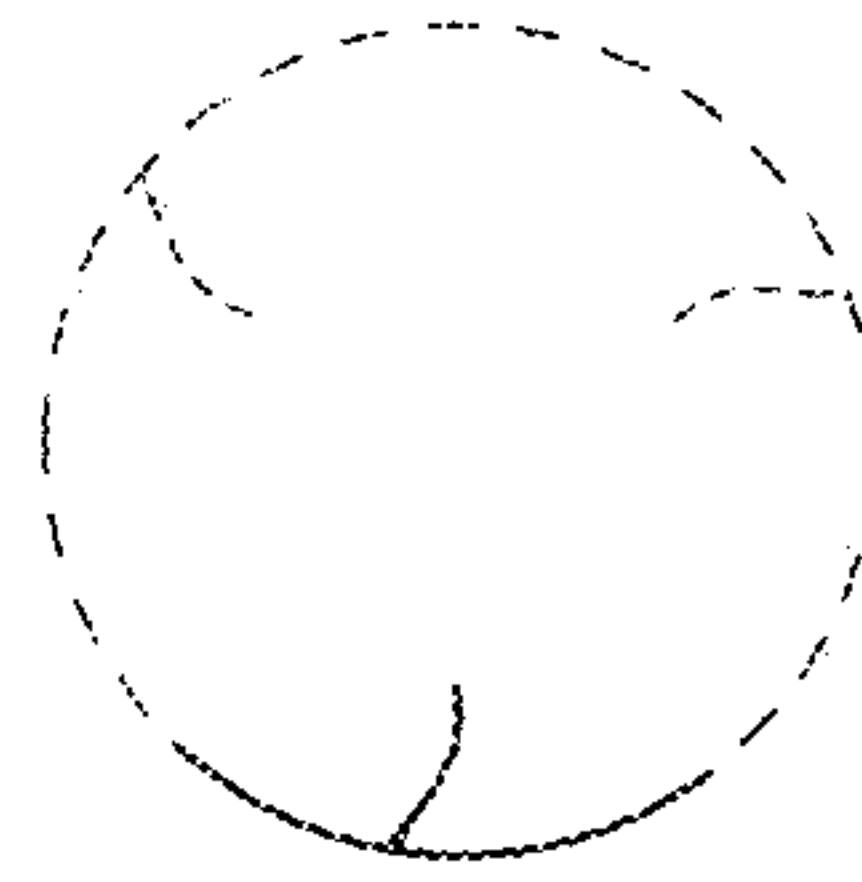


FIG. 12

