



US00D884857S

(12) **United States Design Patent** (10) **Patent No.:** **US D884,857 S**  
**Haney** (45) **Date of Patent:** **\*\* May 19, 2020**

(54) **PORTABLE HEATER**

(71) Applicant: **Lasko Operation Holdings LLC,**  
Wilmington, DE (US)

(72) Inventor: **Sean Haney,** Pottstown, PA (US)

(73) Assignee: **Lasko Operation Holdings, LLC,**  
Wilmington, DE (US)

(\*\*) Term: **15 Years**

(21) Appl. No.: **29/690,490**

(22) Filed: **May 8, 2019**

(51) **LOC (12) Cl.** ..... **23-03**

(52) **U.S. Cl.**  
USPC ..... **D23/332**

(58) **Field of Classification Search**  
USPC ..... D23/314, 317, 318, 319, 320, 321, 322,  
D23/323, 329, 330, 331, 332, 334, 335,  
D23/333, 336, 337, 338, 339, 340, 341,  
D23/342, 370, 378, 411, 412, 356, 358,  
D23/359, 363, 328

CPC ..... F24H 3/00; F24H 3/0411; F24H 3/0417;  
F24H 9/0063; F24H 9/0073; F24H 9/02;  
F24H 3/082; F24H 9/2071; F24H 3/002;  
F24H 3/02; F24H 3/04; F04D 17/04;  
F04D 25/08; F04D 25/10; F04D 5/00;  
H05B 3/008

See application file for complete search history.

(56) **References Cited**

U.S. PATENT DOCUMENTS

D151,488 S \* 10/1948 Bjorncratz ..... D23/335  
D564,645 S \* 3/2008 Shapiro ..... D23/317

D578,629 S \* 10/2008 Yoo ..... D23/333  
D594,948 S \* 6/2009 Lewis ..... D23/314  
D639,921 S \* 6/2011 Levano ..... D23/314  
D640,356 S \* 6/2011 Lewis ..... D23/314  
D716,926 S \* 11/2014 Lewis ..... D23/332  
D744,077 S \* 11/2015 Yasukochi ..... D23/364  
D745,954 S \* 12/2015 de Siqueira Indio da Costa .....  
D23/355  
D825,725 S \* 8/2018 Shapiro ..... D23/332  
D825,726 S \* 8/2018 Lewis ..... D23/332  
D844,126 S \* 3/2019 Sheng ..... D23/359  
D849,901 S \* 5/2019 Lewis ..... D23/332  
2006/0182429 A1 \* 8/2006 Shapiro ..... F24H 3/0411  
392/365

\* cited by examiner

*Primary Examiner* — Ania Aman

(74) *Attorney, Agent, or Firm* — Pepper Hamilton LLP

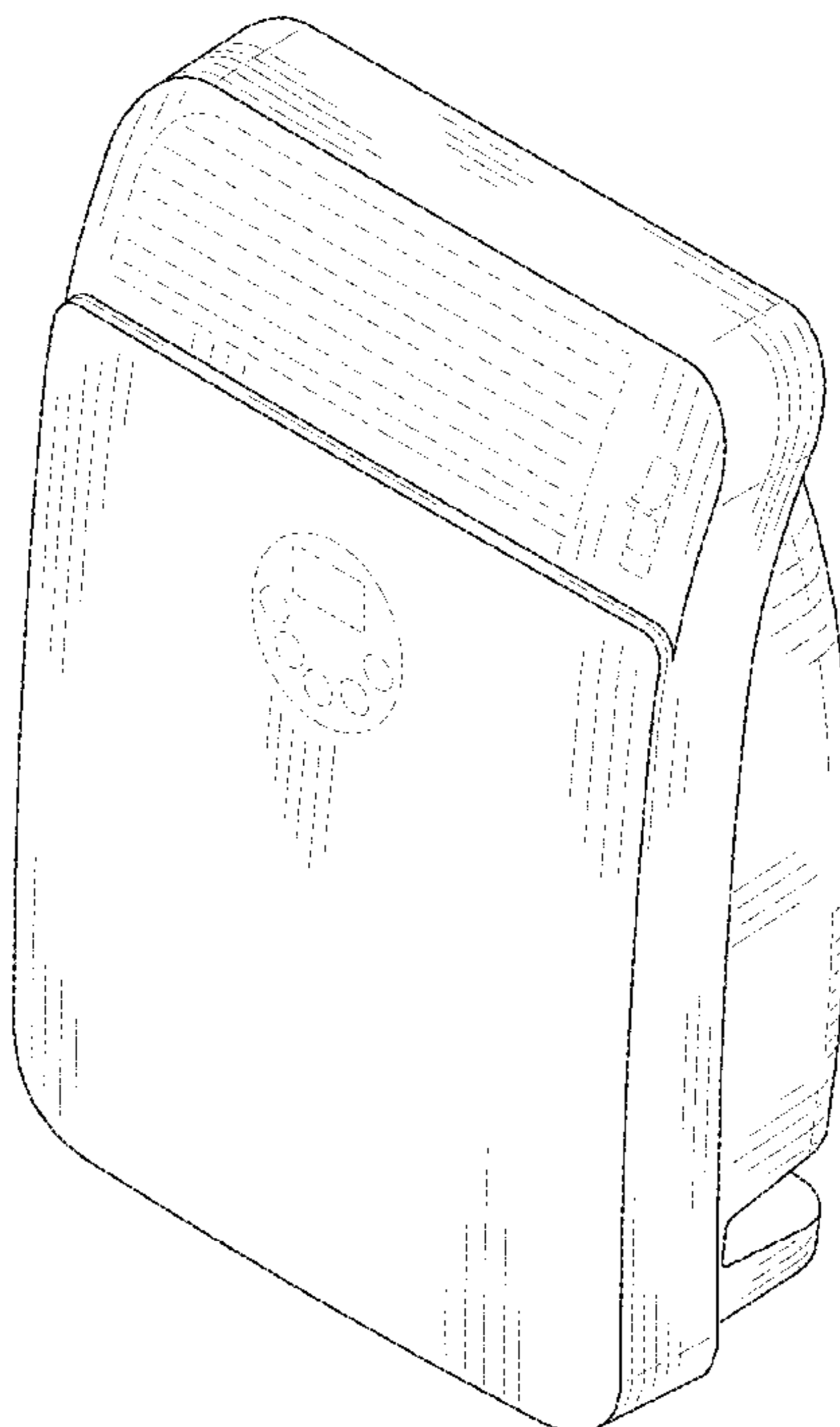
(57) **CLAIM**

The ornamental design for a portable heater, as shown and described.

**DESCRIPTION**

FIG. 1 is a right side front perspective view of a portable heater showing my new design;  
FIG. 2 is a left side rear perspective view thereof;  
FIG. 3 is a front elevation view thereof;  
FIG. 4 is a right side elevation view thereof;  
FIG. 5 is a left side elevation view thereof;  
FIG. 6 is a rear elevation view thereof; and,  
FIG. 7 is a top plan view thereof.  
The broken lines illustrate portions and environmental structure of the portable heater and form no part of the claimed design.

**1 Claim, 7 Drawing Sheets**



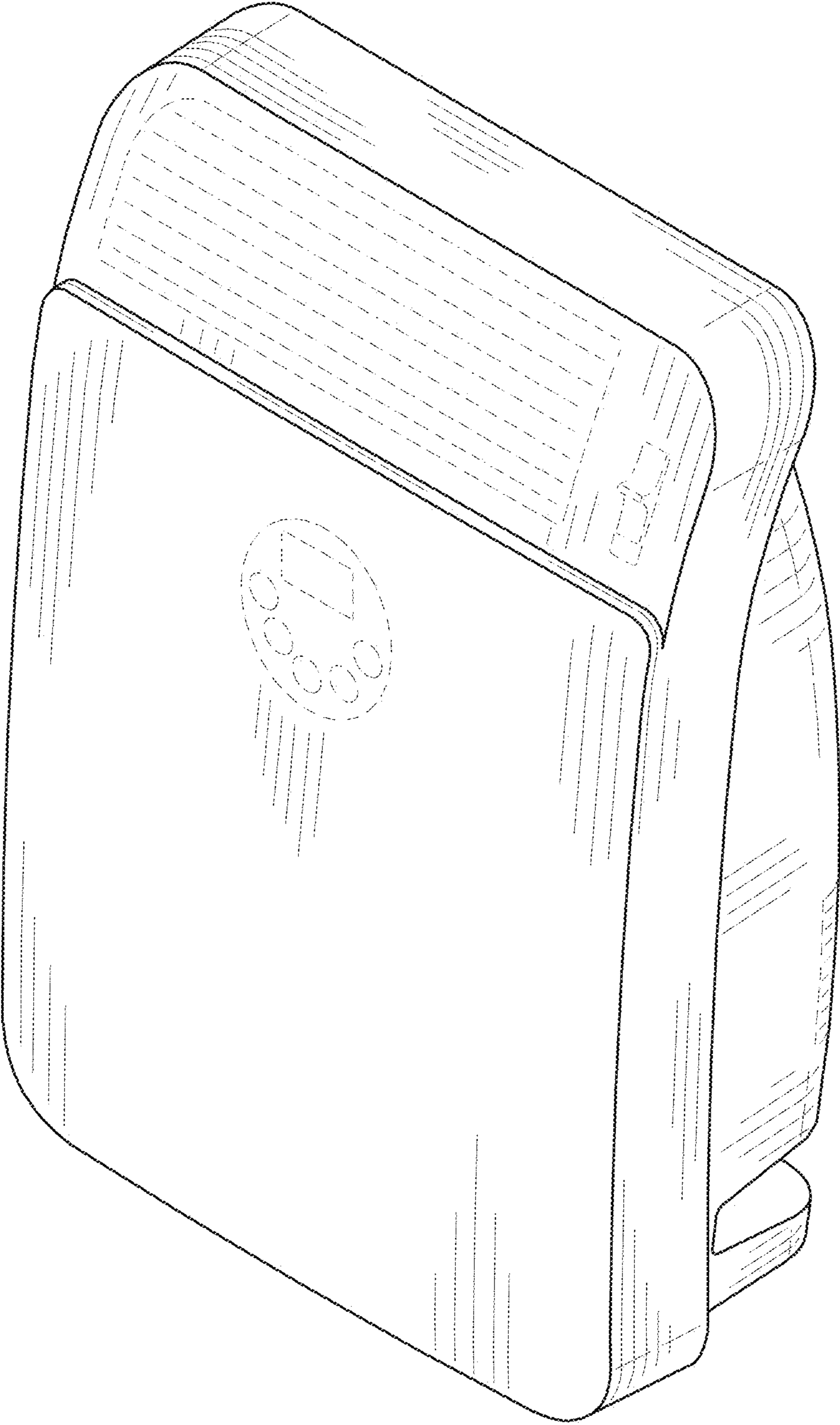


FIG. 1




FIG. 2

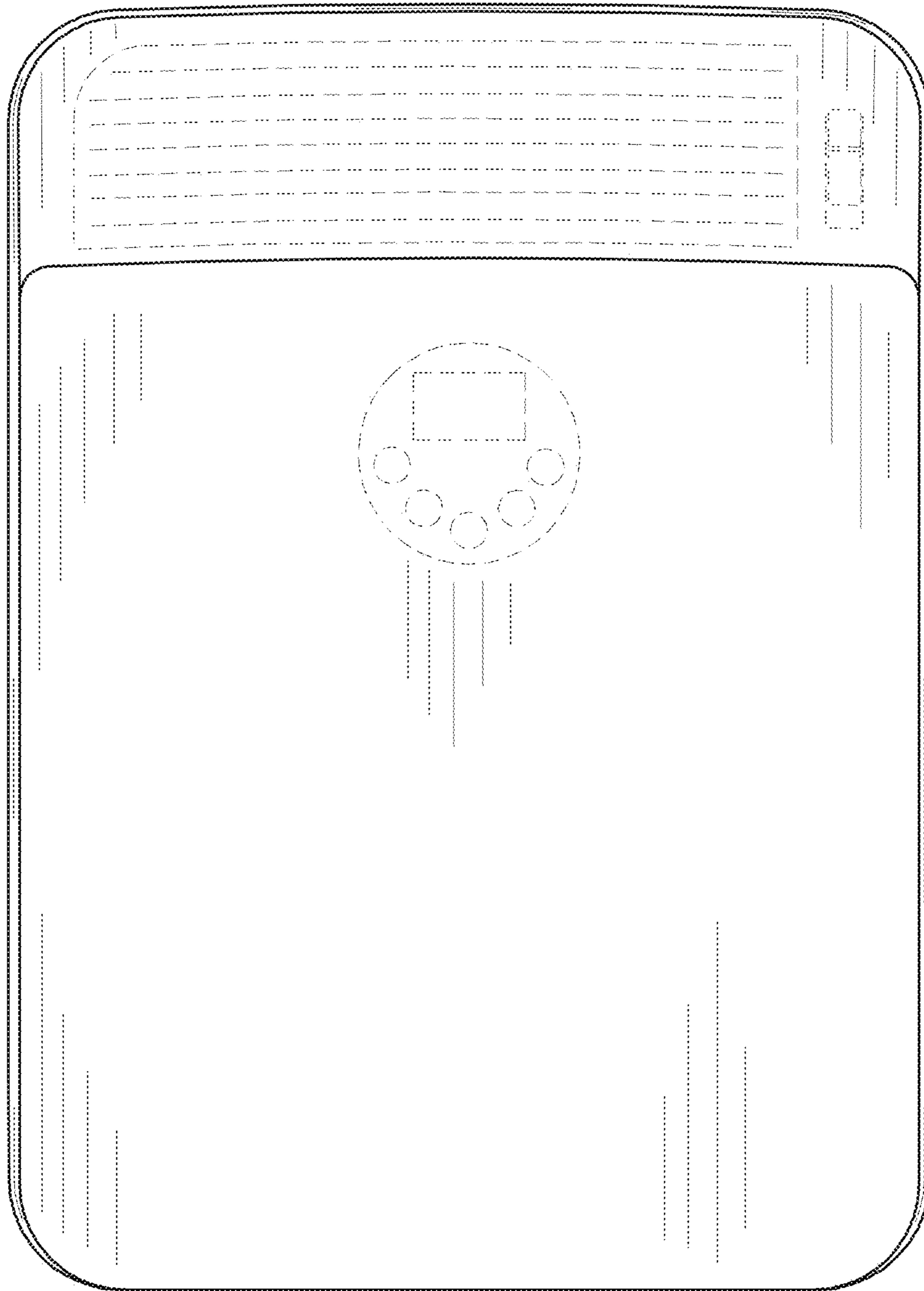


FIG. 3

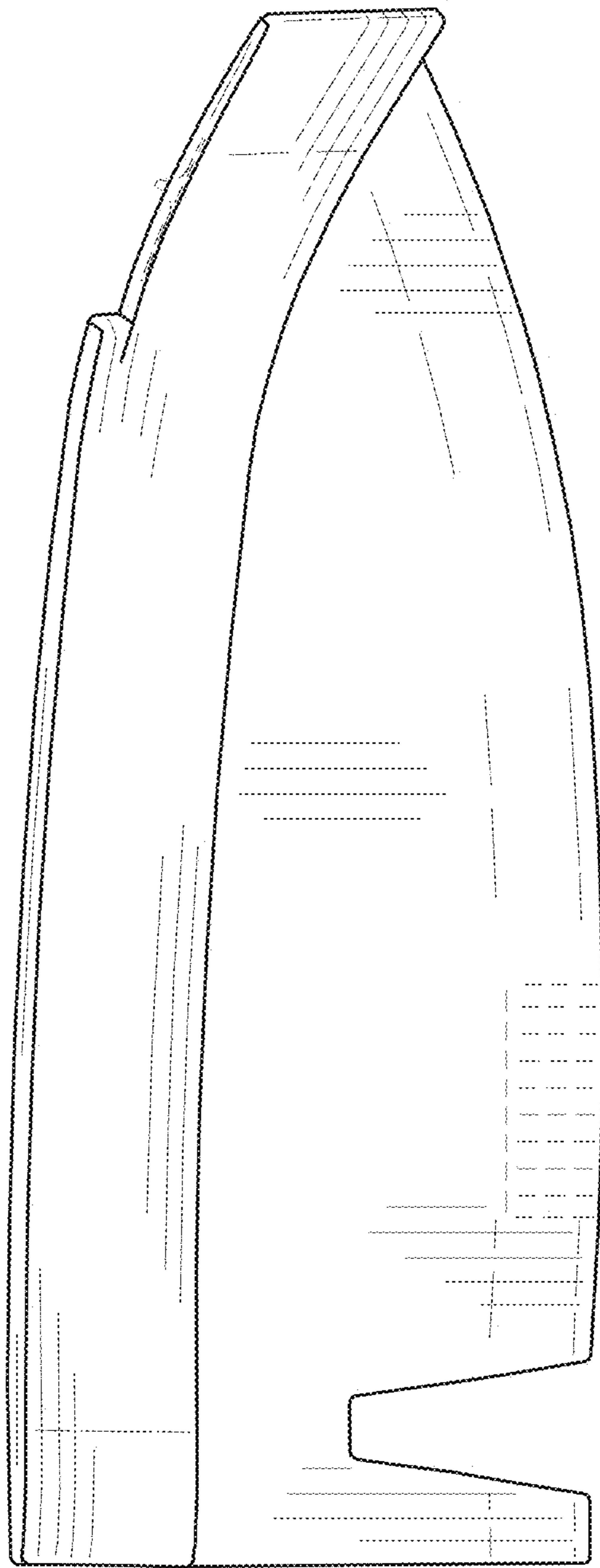


FIG. 4

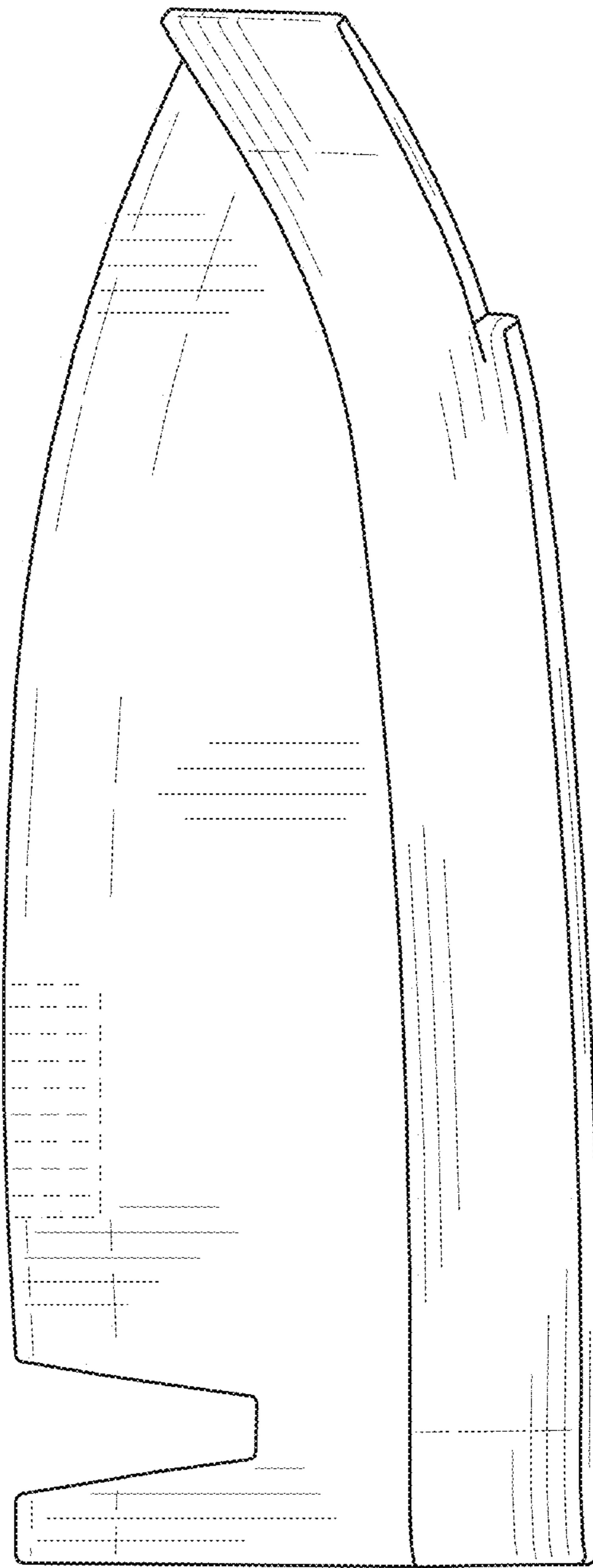


FIG. 5

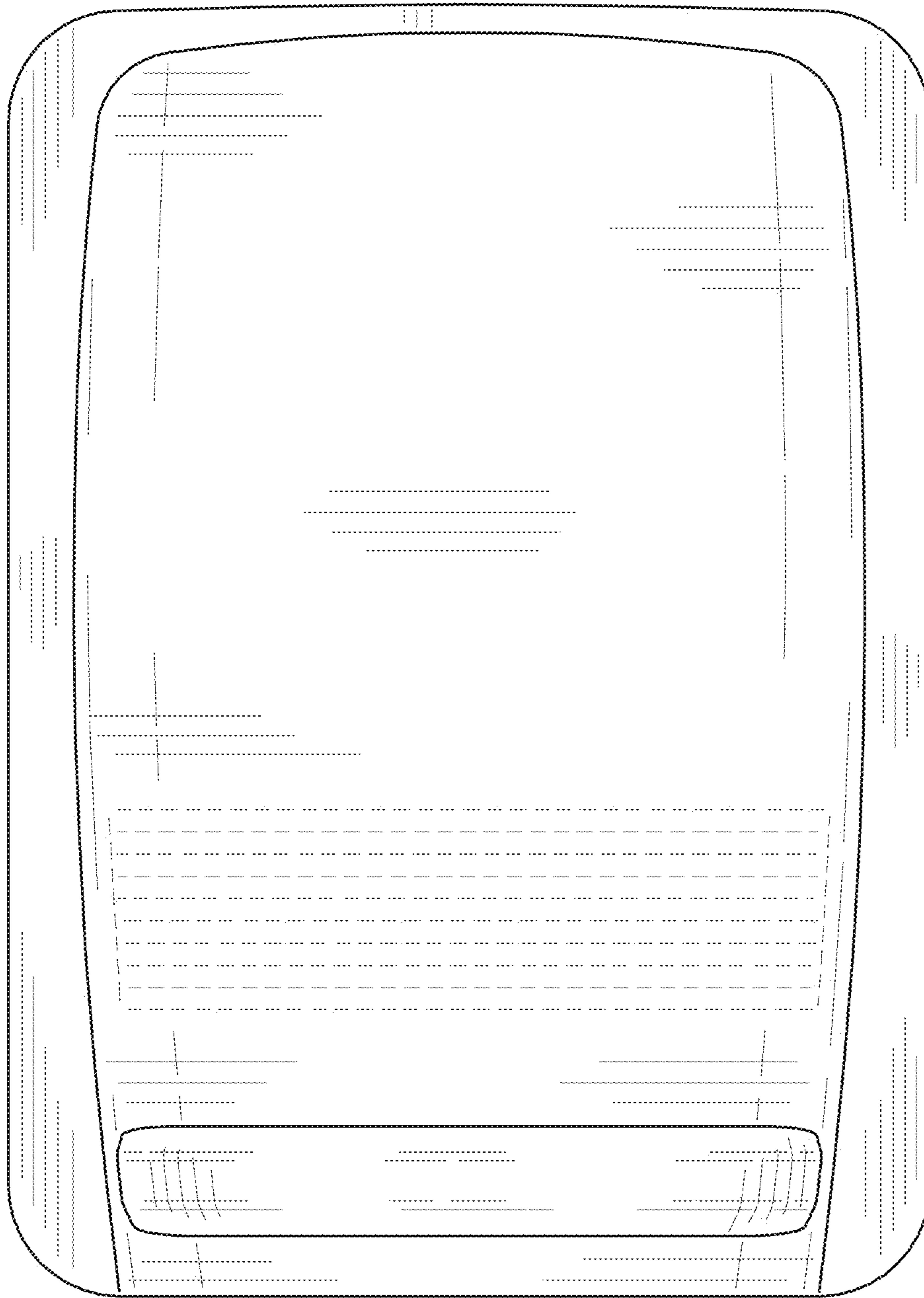


FIG. 6




FIG. 7