



US00D884842S

(12) **United States Design Patent** (10) **Patent No.:** **US D884,842 S**
Drew (45) **Date of Patent:** **** May 19, 2020**

(54) **DRAIN HOSE**
(71) Applicant: **Cole Taylor Drew**, Kill Devil Hills, NC (US)
(72) Inventor: **Cole Taylor Drew**, Kill Devil Hills, NC (US)
(**) Term: **15 Years**
(21) Appl. No.: **29/657,724**
(22) Filed: **Jul. 25, 2018**
(51) **LOC (12) Cl.** **23-01**
(52) **U.S. Cl.**
USPC **D23/266; D23/263**
(58) **Field of Classification Search**
USPC D23/200, 233, 235, 237, 259-266, 268, D23/213; 138/109-110, 118, 178, 37, 39, 138/44, 123-124, 137, 140, 169; 137/247.21, 351, 355.12, 899; 285/302, 285/307-313, 394, 53, 57, 125.1, 129.2, 285/131.1, 132.1, 145.4, 145.1, 145, 285/148.2, 179, 179.1, 298, 224, 417, 285/147.3; 4/679, 681, 683-687, 696
CPC ... F16L 11/12; F16L 7/00; F16L 27/08; F16L 45/00; F16L 57/00; F16L 27/12; E03F 1/008; Y10T 403/1641
See application file for complete search history.

D641,830 S * 7/2011 Alexander D23/213
8,640,979 B2 * 2/2014 Wu B05B 15/65
239/532
D707,334 S * 6/2014 Hernandez D23/266
D716,419 S * 10/2014 Hernandez D23/259
D770,601 S * 11/2016 Melo D23/266
2004/0187947 A1 * 9/2004 Heo F16L 11/111
138/121
2016/0377212 A1 * 12/2016 Lai F16L 15/02
285/302

* cited by examiner

Primary Examiner — Eric L Goodman
Assistant Examiner — Amy C Wierenga
(74) *Attorney, Agent, or Firm* — Kintner IP, LLC; Mary Frances Ludwig

(57) **CLAIM**

The ornamental design for a drain hose, as shown and described.

DESCRIPTION

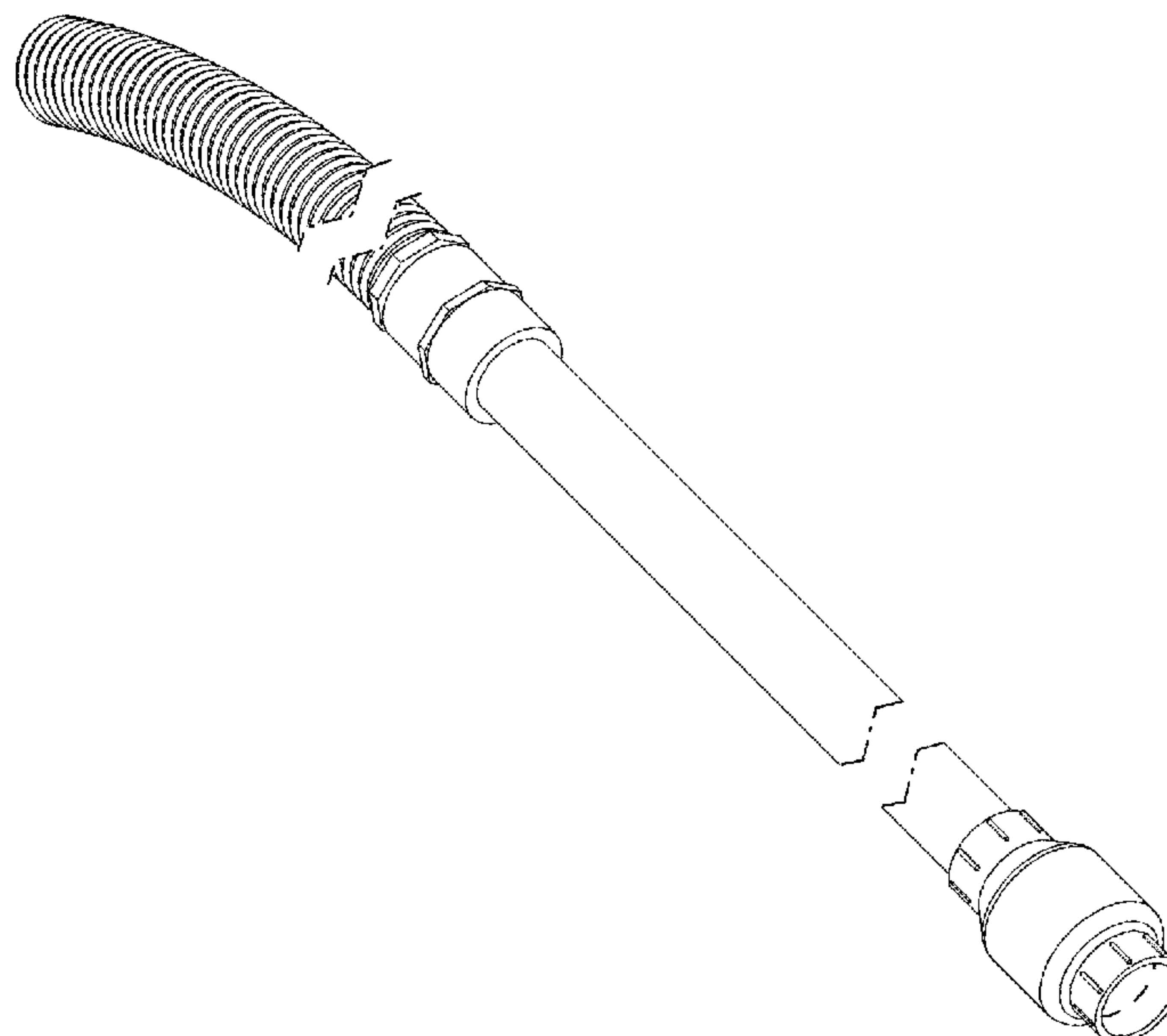
FIG. 1 is a perspective view of a drain hose showing my new design;
FIG. 2 is a front elevation view thereof;
FIG. 3 is a rear elevation view thereof;
FIG. 4 is a side elevation view thereof, the opposing side being a mirror image;
FIG. 5 is a top plan view thereof; and,
FIG. 6 is bottom plan view thereof.
The drain hose is shown with a symbolic break in its length. The appearance of any portion of the article between the break lines forms no part of the claim. The evenly spaced broken lines shown in FIGS. 1 and 6 depict portions of the drain hose that form no part of the claim. The dash dot broken lines shown in FIGS. 1-4 indicate cutoff boundaries of the hose at the symbolic break that form no part of the claim.

1 Claim, 3 Drawing Sheets

(56) **References Cited**

U.S. PATENT DOCUMENTS

D317,968 S * 7/1991 Tsai D23/226
5,172,477 A * 12/1992 Hadley F16L 11/121
228/154
D364,447 S * 11/1995 Wang D23/223
D379,404 S * 5/1997 Spelts D23/266
5,853,113 A * 12/1998 Small B67D 7/68
222/379
D479,741 S * 9/2003 Chiu D23/266



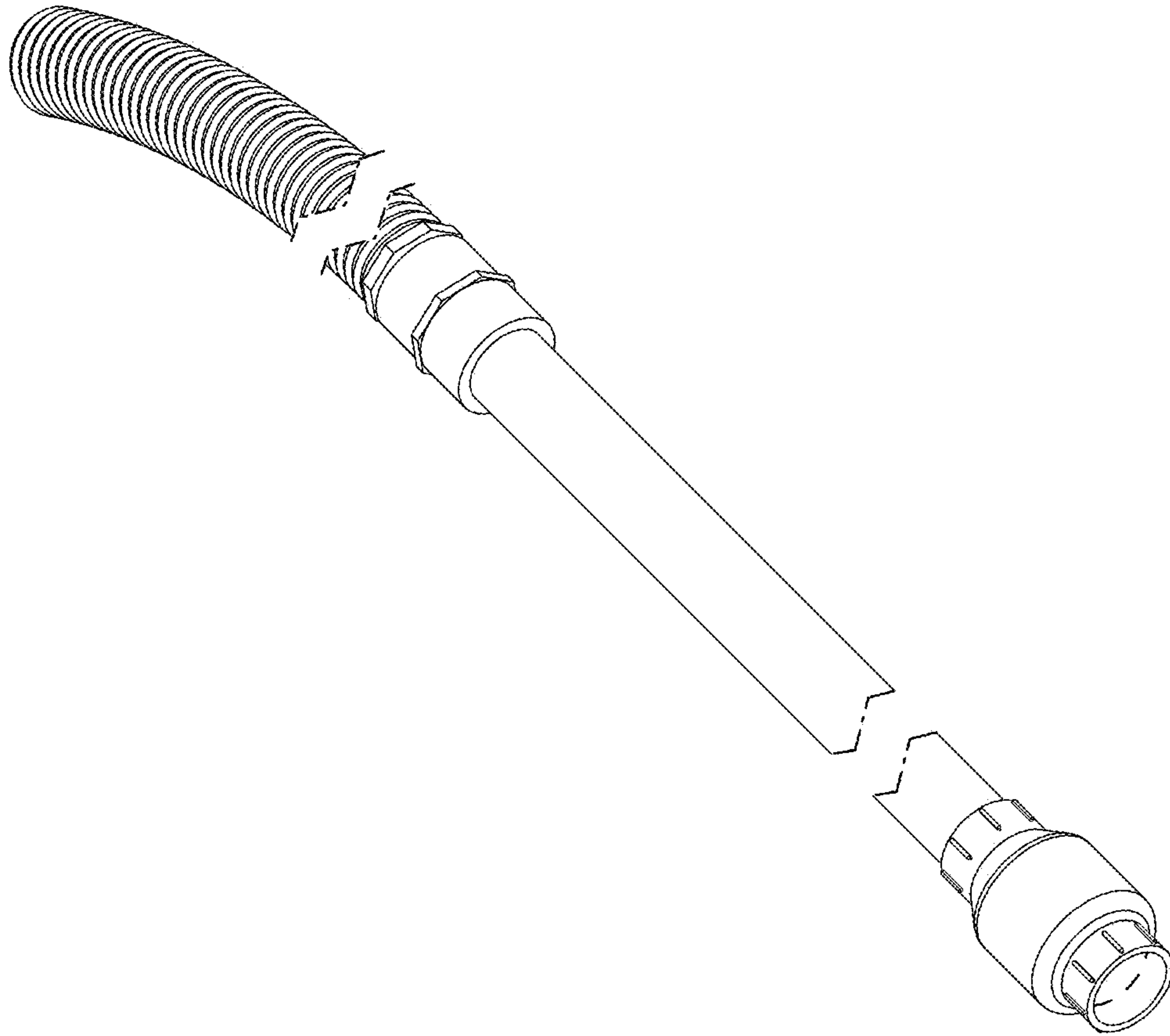


FIG. 1

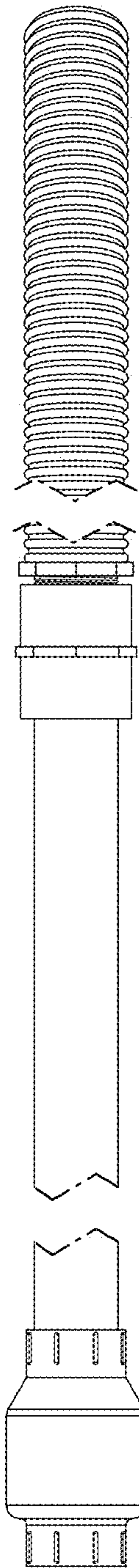


FIG. 2

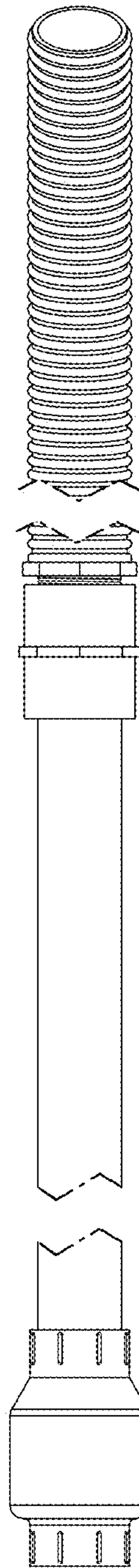


FIG. 3

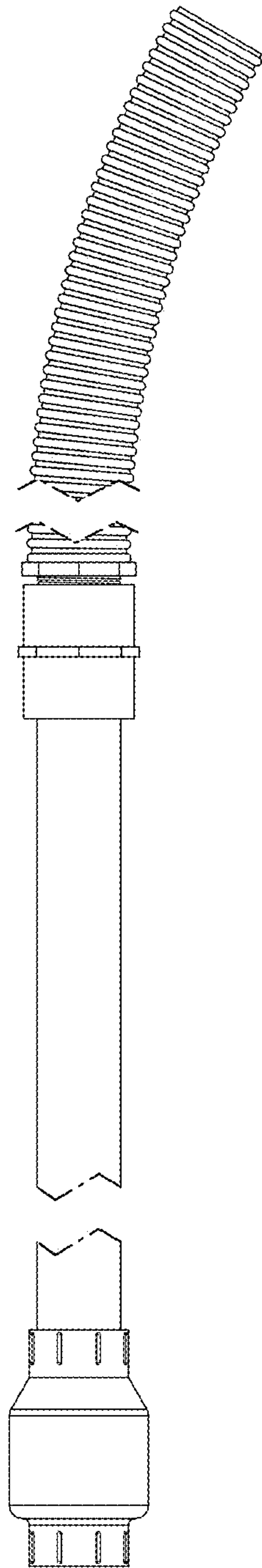


FIG. 4

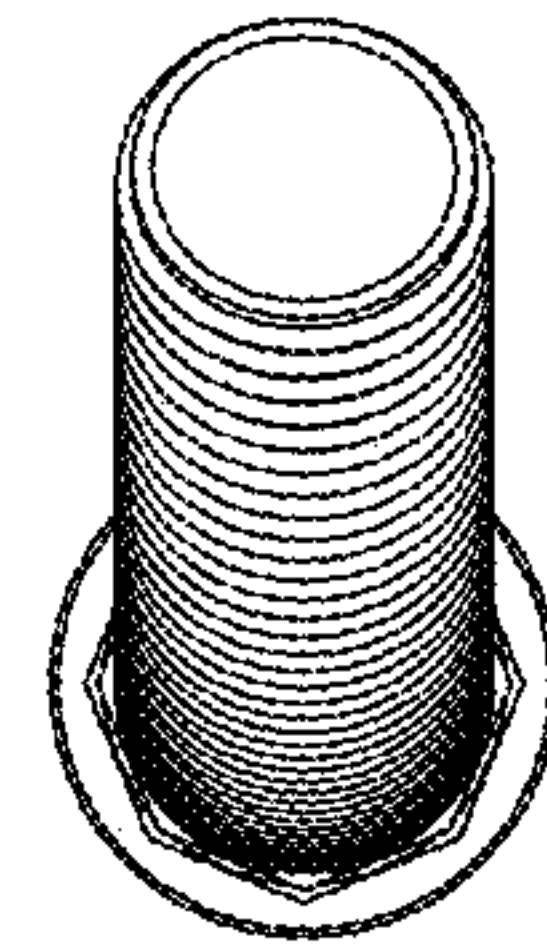


FIG. 5

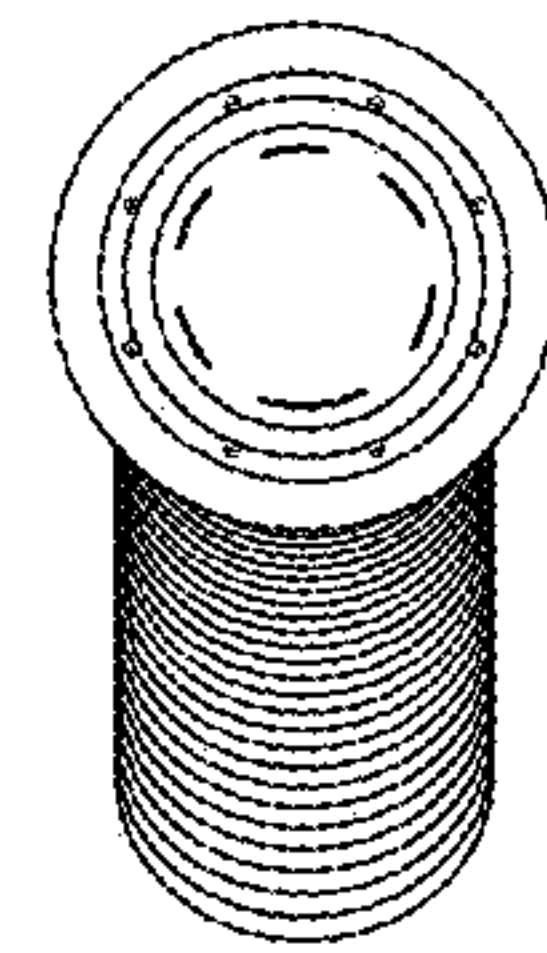


FIG. 6