



US00D884841S

(12) **United States Design Patent** (10) **Patent No.:** **US D884,841 S**
Drew (45) **Date of Patent:** **** May 19, 2020**

- (54) **DRAIN HOSE**
- (71) Applicant: **Cole Taylor Drew**, Kill Devil Hills, NC (US)
- (72) Inventor: **Cole Taylor Drew**, Kill Devil Hills, NC (US)
- (**) Term: **15 Years**
- (21) Appl. No.: **29/657,722**
- (22) Filed: **Jul. 25, 2018**
- (51) **LOC (12) Cl.** **23-01**
- (52) **U.S. Cl.**
USPC **D23/266**; D23/263
- (58) **Field of Classification Search**
USPC D23/200, 233, 235, 237, 259-266, 268, D23/213; 138/109-110, 118, 178, 37, 39, 138/44, 123-124, 137, 140, 169; 137/247.21, 351, 355.12, 899; 285/302, 285/307-313, 394, 53, 57, 125.1, 129.2, 285/131.1, 132.1, 145.4, 145.1, 145, 285/148.2, 179, 179.1, 298, 224, 417, 285/147.3; 4/679, 681, 683-687, 696
CPC ... F16L 11/12; F16L 7/00; F16L 27/08; F16L 45/00; F16L 57/00; F16L 27/12; E03F 1/008; Y10T 403/1641
See application file for complete search history.

D479,741 S *	9/2003	Chiu	D23/266
D641,830 S *	7/2011	Alexander	D23/213
8,640,979 B2 *	2/2014	Wu	B05B 15/65 239/532
D707,334 S *	6/2014	Hernandez	D23/266
D716,419 S *	10/2014	Hernandez	D23/259
D770,601 S *	11/2016	Melo	D23/266
2004/0187947 A1 *	9/2004	Heo	F16L 11/111 138/121
2016/0377212 A1 *	12/2016	Lai	F16L 15/02 285/302

* cited by examiner

Primary Examiner — Eric L Goodman
Assistant Examiner — Amy C Wierenga
(74) *Attorney, Agent, or Firm* — Kintner IP, LLC; Mary Frances Ludwig

(57) **CLAIM**

The ornamental design for a drain hose, as shown and described.

DESCRIPTION

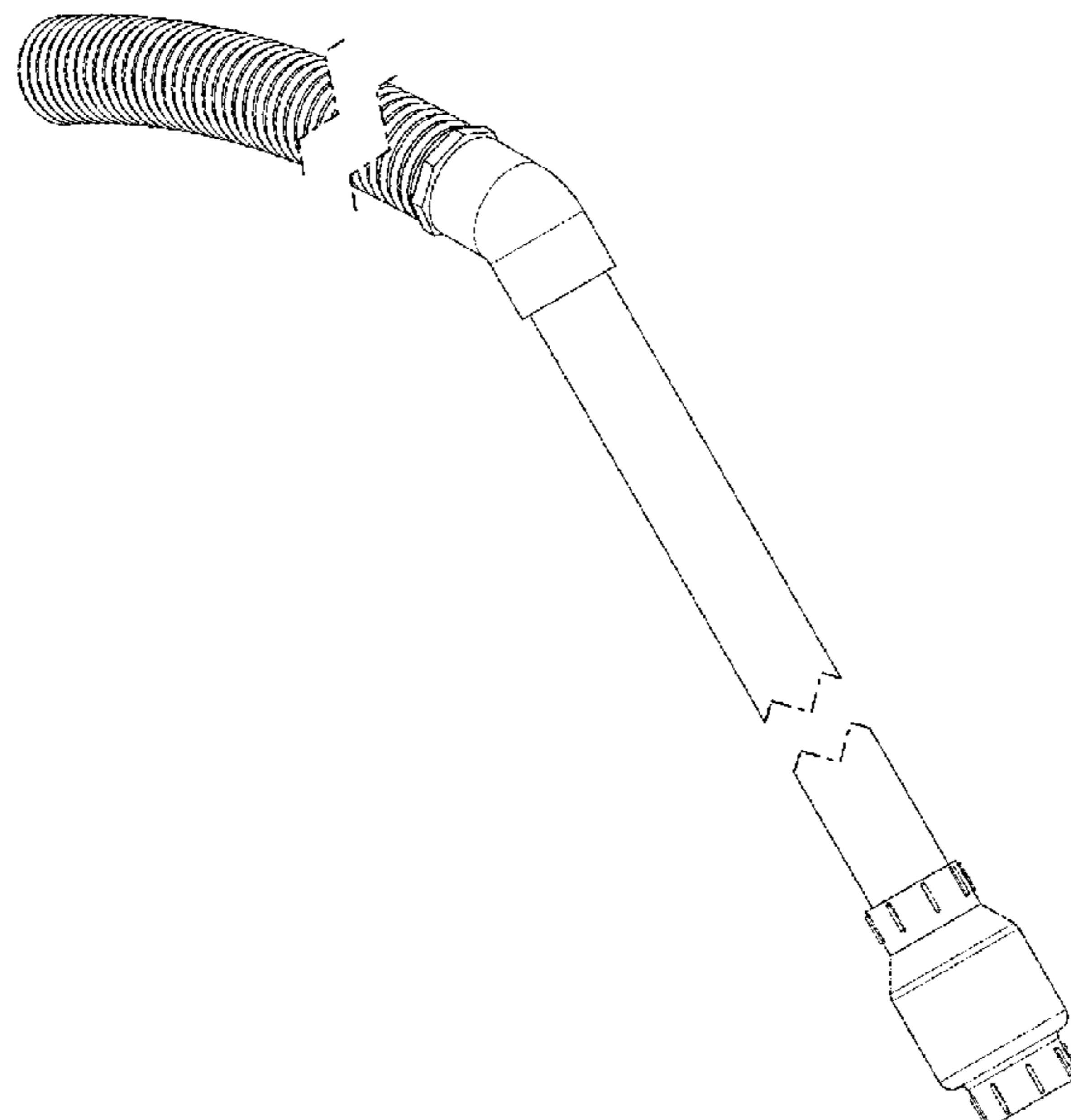
FIG. 1 is a perspective view of a drain hose showing my new design;
FIG. 2 is a front elevation view thereof;
FIG. 3 is a rear elevation view thereof;
FIG. 4 is a side elevation view thereof, the opposing side being a mirror image;
FIG. 5 is a top plan view thereof; and,
FIG. 6 is bottom plan view thereof.
The drain hose is shown with a symbolic break in its length. The appearance of any portion of the drain hose between the break lines forms no part of the claim. The evenly spaced broken lines shown in FIG. 6 depict portions of the drain hose that form no part of the claim. The dash dot broken lines shown in FIGS. 1-6 indicate cutoff boundaries of the hose at the symbolic break that form no part of the claim.

1 Claim, 3 Drawing Sheets

(56) **References Cited**

U.S. PATENT DOCUMENTS

D317,968 S *	7/1991	Tsai	D23/226
5,172,477 A *	12/1992	Hadley	F16L 11/121 228/154
D364,447 S *	11/1995	Wang	D23/223
D379,404 S *	5/1997	Spelts	D23/266
5,853,113 A *	12/1998	Small	F16L 27/12 222/379



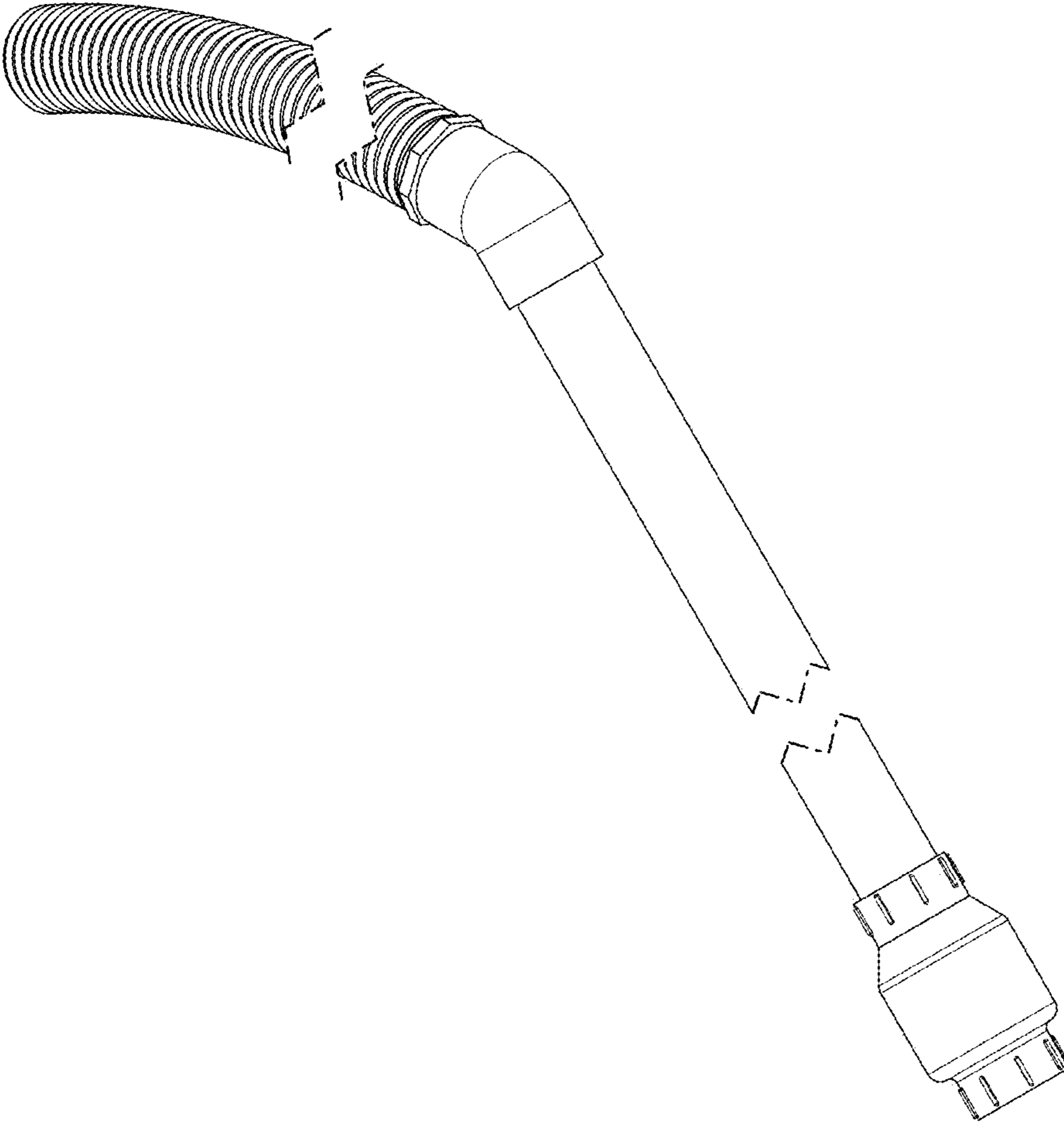


FIG. 1

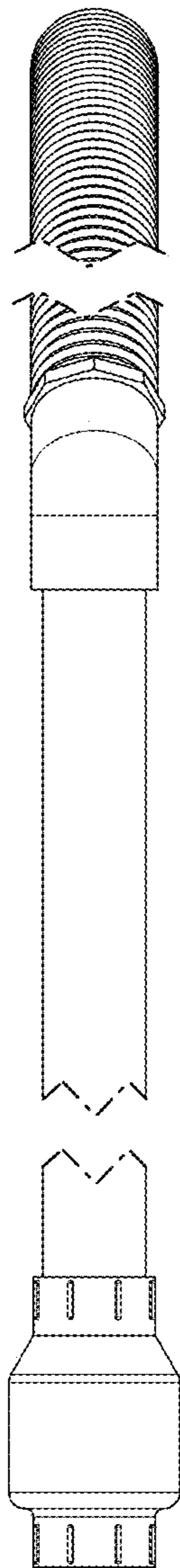


FIG. 2




FIG. 3

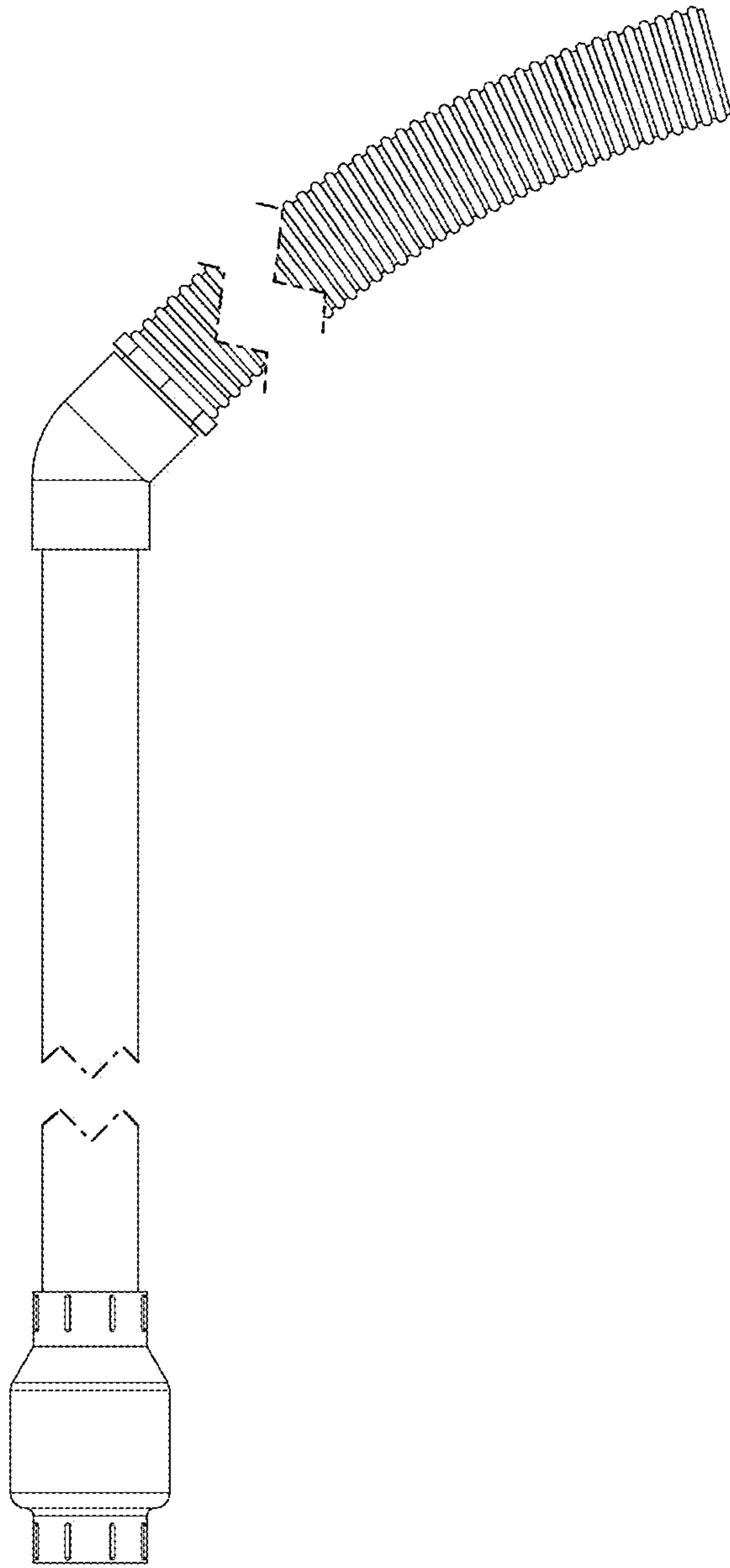


FIG. 4

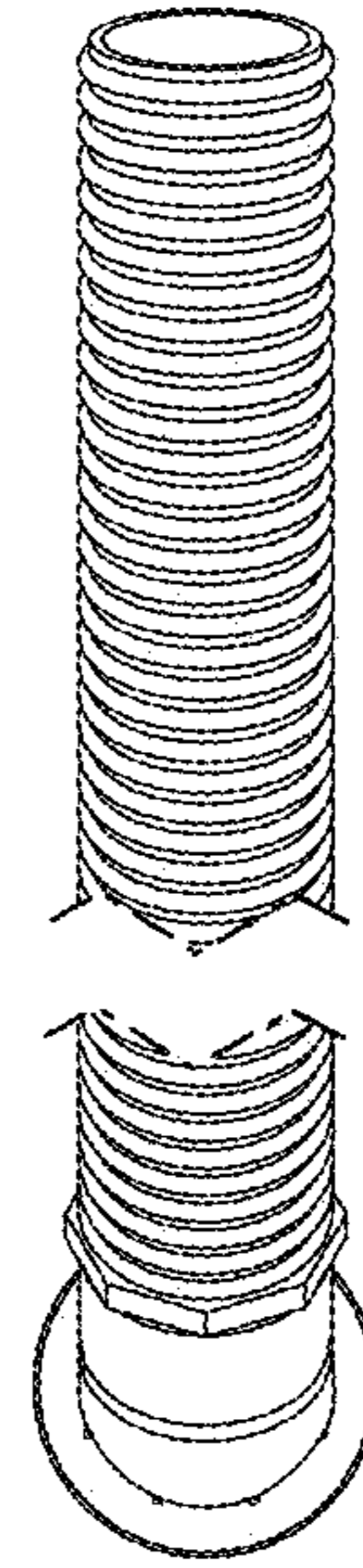


FIG. 5

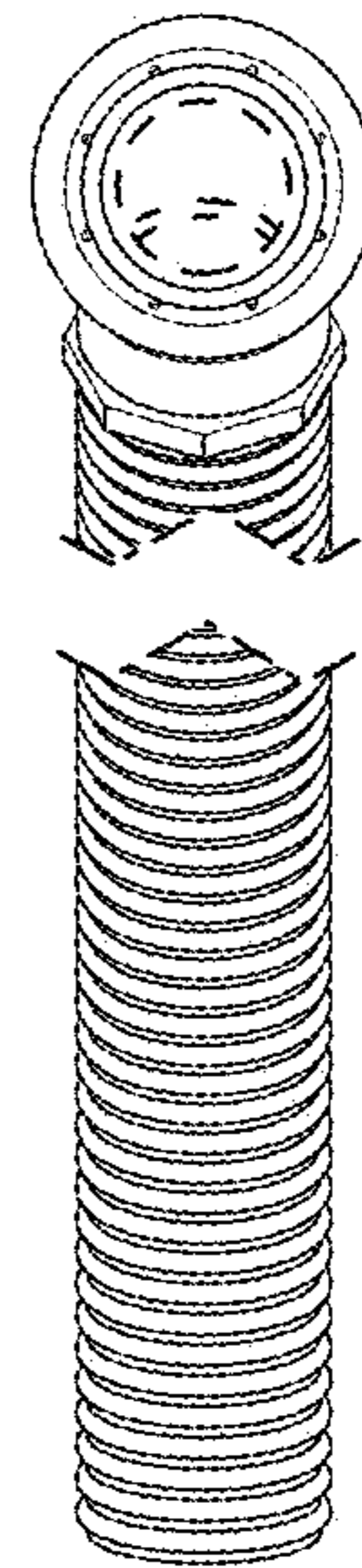


FIG. 6