



US00D884810S

(12) **United States Design Patent** (10) **Patent No.:** **US D884,810 S**
Barrett et al. (45) **Date of Patent:** **** May 19, 2020**

(54) **INFLATABLE DEVICE**
(71) Applicant: **FUNBOY, LLC**, Seattle, WA (US)
(72) Inventors: **Blake Miller Barrett**, Seattle, WA (US); **Maxwell Page Barrett**, Seattle, WA (US)
(73) Assignee: **FUNBOY, LLC**, Seattle, WA (US)
(**) Term: **15 Years**
(21) Appl. No.: **29/665,475**
(22) Filed: **Oct. 3, 2018**

D415,221 S 10/1999 Dial
D421,465 S 3/2000 Palardis
D431,050 S 9/2000 Collins
6,685,521 B1 2/2004 Melius
D501,188 S * 1/2005 Zhu D14/138 AB
D665,972 S 8/2012 Monteparo et al.
D665,974 S 8/2012 Monteparo et al.
D665,975 S 8/2012 Monteparo et al.
9,162,110 B1 10/2015 Browning et al.
9,561,401 B2 2/2017 Wiseman
D790,021 S * 6/2017 Su D21/808
D816,790 S * 5/2018 Wang D21/803
D834,126 S * 11/2018 Wampold D21/803

(Continued)

Related U.S. Application Data

(62) Division of application No. 29/595,755, filed on Mar. 1, 2017, now Pat. No. Des. 834,127.
(51) **LOC (12) Cl.** **21-02**
(52) **U.S. Cl.**
USPC **D21/803**
(58) **Field of Classification Search**
USPC D21/597, 599, 646, 769, 770, 771, 778,
D21/792, 801, 803, 804, 805, 806, 807,
D21/808, 810, 814, 818, 819
CPC A41D 13/0518; A63B 2208/03; A63B
2225/605; A63B 31/00; A63B 31/10;
A63B 69/14; A63B 31/11; B63B 21/66;
B63C 11/02
See application file for complete search history.

References Cited

U.S. PATENT DOCUMENTS

(56) D26,956 S * 4/1897 Samuel D21/805
D135,086 S * 2/1943 Raymundo D2/856
D197,131 S 12/1963 Borton, Jr.
D349,539 S 8/1994 Knudsen
D351,493 S 10/1994 DeCinque
D388,387 S * 12/1997 Vetter D12/182
D397,339 S * 8/1998 Davis D14/189

OTHER PUBLICATIONS

Amazon, "Jasonwell Giant Inflatable Angel's Wing White Pool Float with Rapid Valves", Jun. 19, 2018, <<https://www.amazon.com/dp/B078TCLHKQ/>>, pp. 1/7-1/3.

(Continued)

Primary Examiner — Khawaja Anwar
Assistant Examiner — Mojtaba Tehrani
(74) *Attorney, Agent, or Firm* — Lee & Hayes, P.C.

(57) **CLAIM**

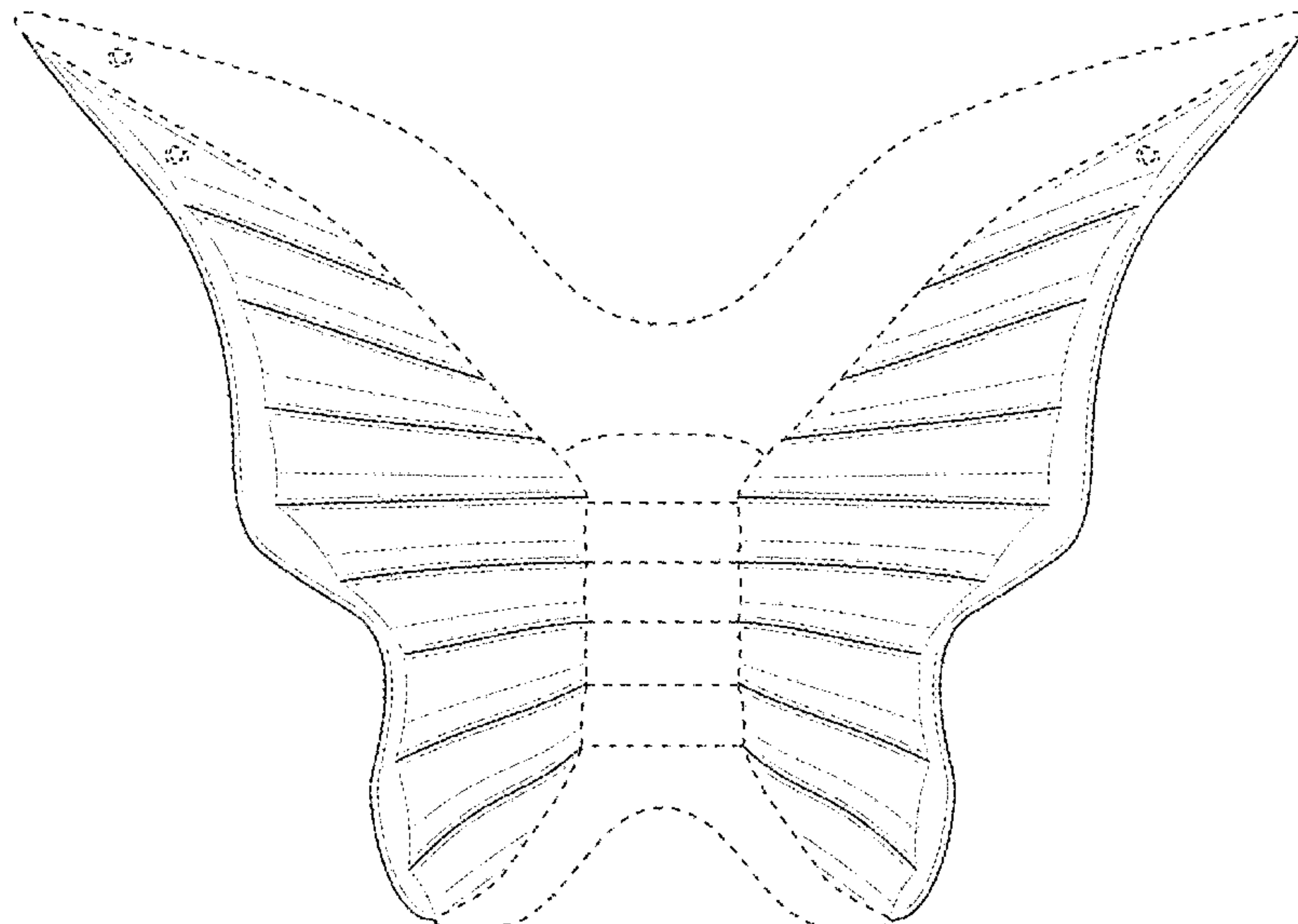
The ornamental design for an inflatable device, as shown and described.

DESCRIPTION

FIG. 1 is a front perspective view of an inflatable device; FIG. 2 is a front view thereof; FIG. 3 is a back view thereof; FIG. 4 is a left-side view thereof; FIG. 5 is a right-side view thereof; FIG. 6 is a top view thereof; and, FIG. 7 is a bottom view thereof.

The broken lines depict portions of the inflatable device which form no part of the claimed design.

1 Claim, 7 Drawing Sheets



(56)

References Cited

U.S. PATENT DOCUMENTS

D834,127 S * 11/2018 Barrett D21/803
D853,278 S * 7/2019 Graffeo D11/221
D861,106 S * 9/2019 Hsu D21/808
2013/0143189 A1 6/2013 Gholami-Shabani et al.

OTHER PUBLICATIONS

Amazon, FUNBOY Giant Inflatable Angel Wings Pool Float, Jun. 19, 2018, at <https://www.amazon.com/dp/B079W3DFPT>, pp. 1-3.
Amazon, “Xiaolv Giant Inflatable Angel’s Wing Butterfly Pool Float with Rapid Valves”, Jun. 19, 2018, <<https://www.amazon.com/dp/B07BJJ4T51>>, pp. 1/5-3/5.
Office Action for Design U.S. Appl. 29/595,755, dated Jan. 12, 2018, Blake Barrett, “Inflatable Device”, 5 pages.

* cited by examiner

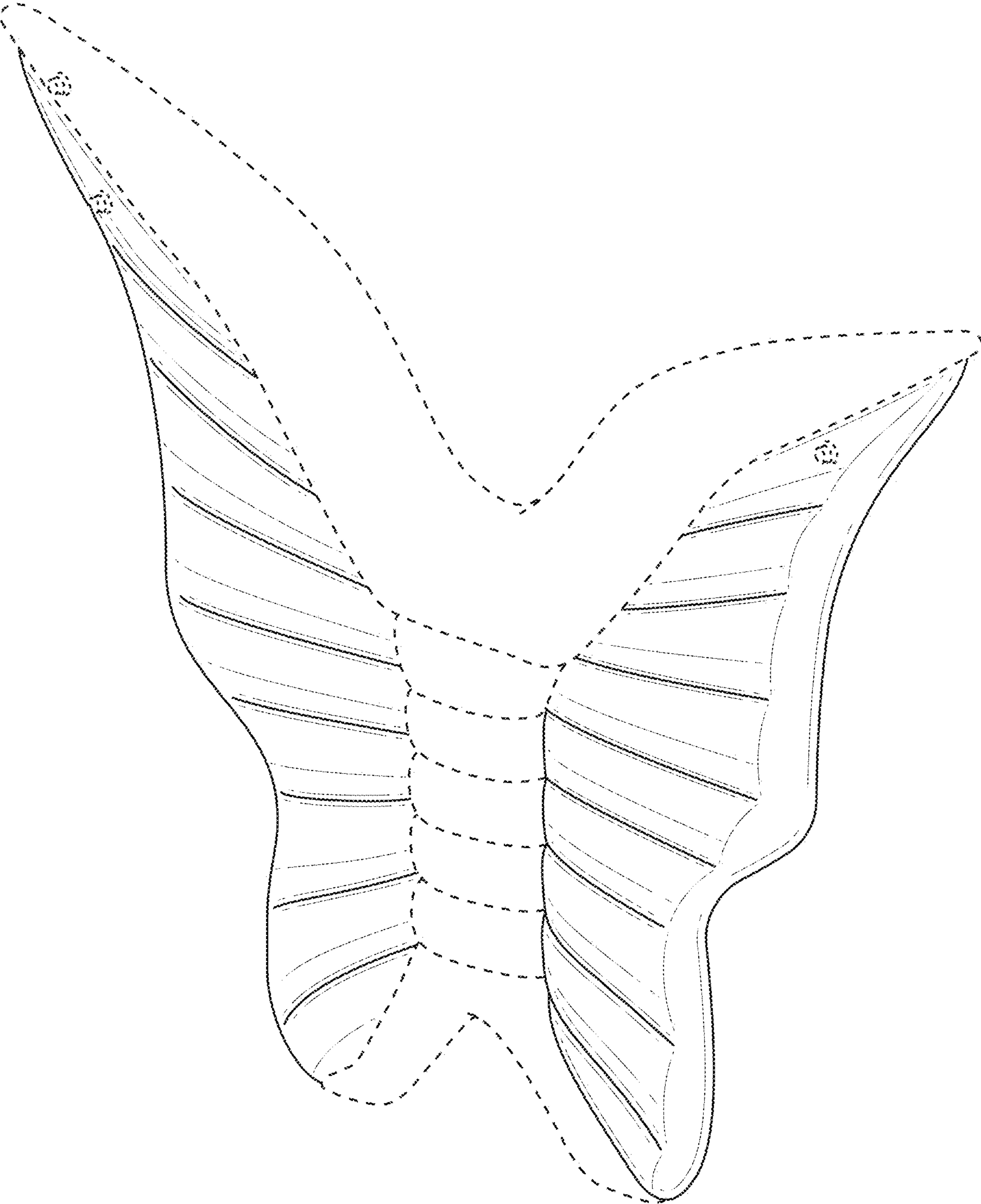


FIG. 1

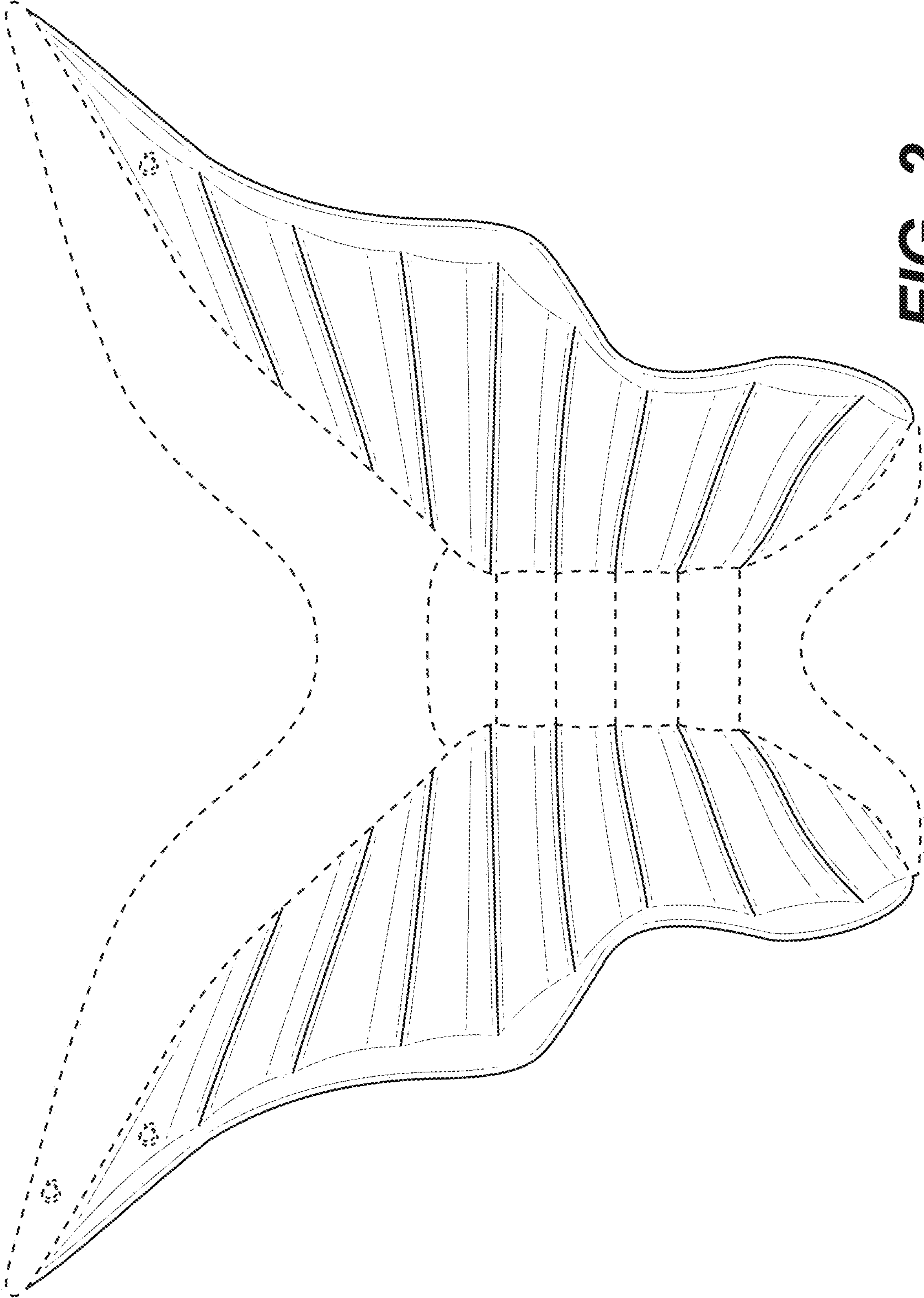


FIG. 2

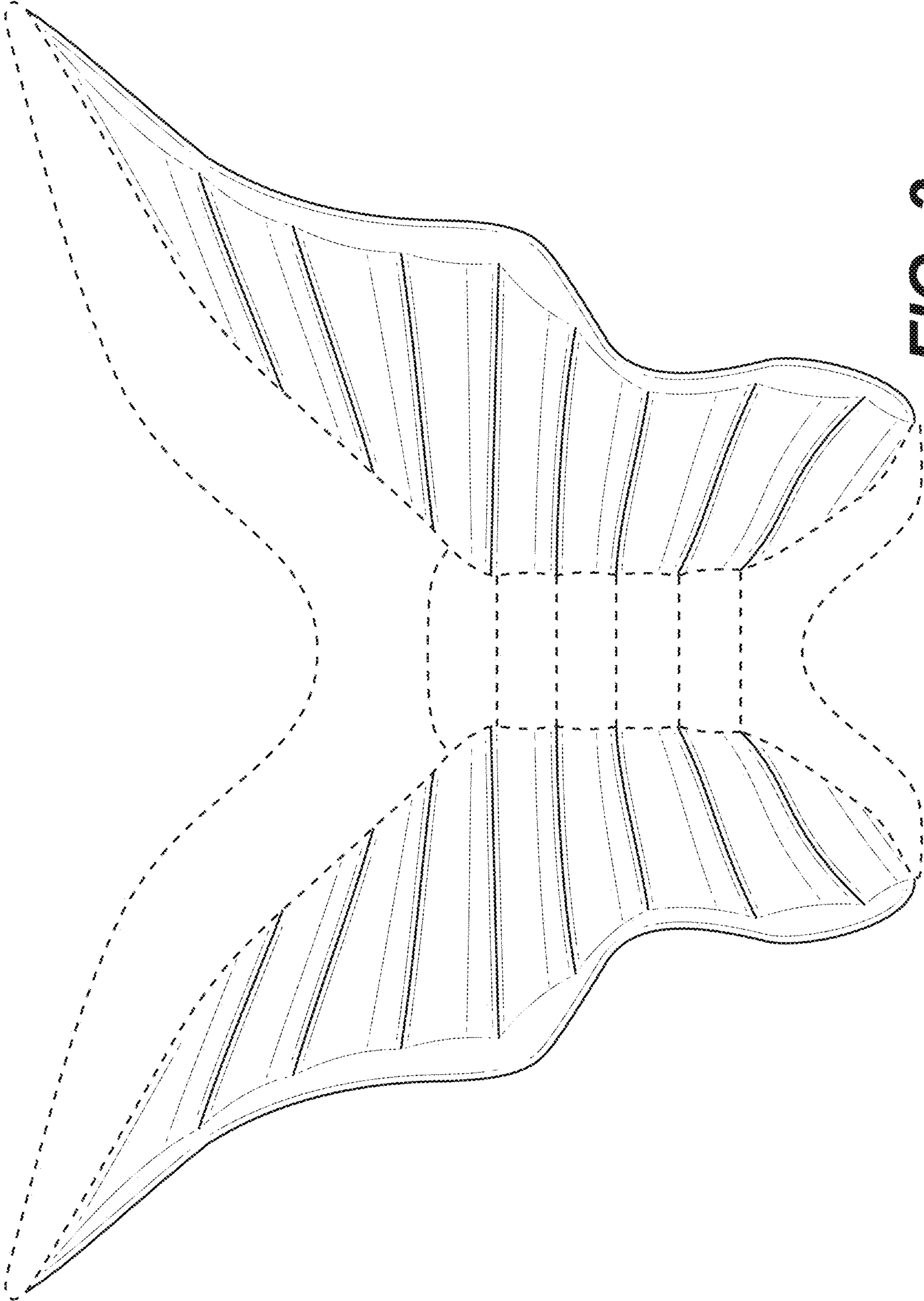


FIG. 3

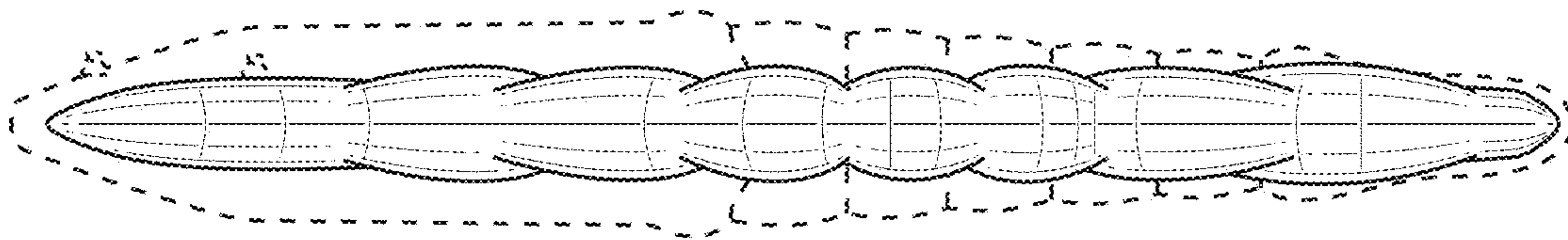


FIG. 4

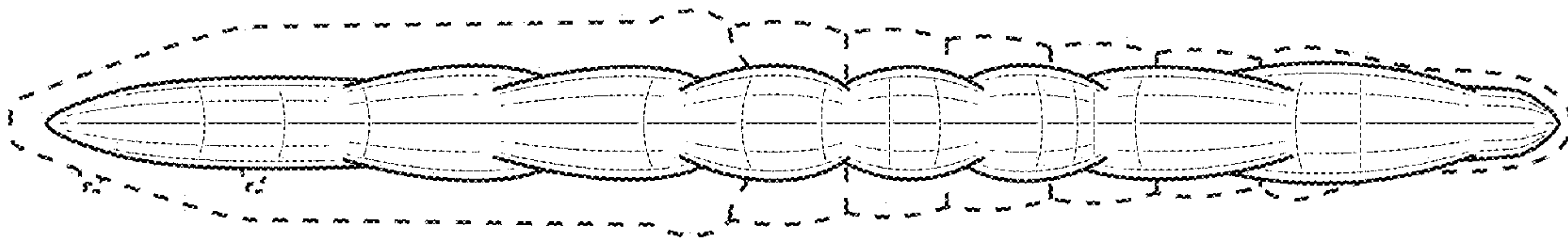


FIG. 5




FIG. 6




FIG. 7