



US00D884803S

(12) **United States Design Patent**
Stevens et al.

(10) **Patent No.:** **US D884,803 S**
(45) **Date of Patent:** **** May 19, 2020**

(54) **DOG DEVICE**

(71) Applicant: **Tombot, Inc.**, Valencia, CA (US)

(72) Inventors: **Thomas Edward Stevens**, Westlake Village, CA (US); **Henry Peter Schorz**, Santa Clarita, CA (US); **Jesse Michael Schorz**, Santa Clarita, CA (US)

(73) Assignee: **TOMBOT, INC.**, Valencia, CA (US)

(**) Term: **15 Years**

(21) Appl. No.: **29/688,365**

(22) Filed: **Apr. 19, 2019**

(51) **LOC (12) Cl.** **21-01**

(52) **U.S. Cl.**
USPC **D21/659**; D21/611

(58) **Field of Classification Search**
USPC D6/598; D11/158–159, 162;
D21/576–596, 598, 611–613, 658–661;
446/99, 268, 368–369, 376, 428, 487;
180/8.6; D30/160
CPC ... A63H 3/00; A63H 3/01; A63H 3/02; A63H 3/04; A63H 3/16; A63H 3/28; A63H 3/36; A63H 7/06; A63H 11/00; A63H 11/10; A63H 11/20; A63H 11/205; A63H 13/00; A63H 13/02; A63H 33/04; A63H 33/08; A63H 33/042; A63H 23/10; A63H 5/00; A63H 3/48
See application file for complete search history.

(56) **References Cited**
U.S. PATENT DOCUMENTS

D214,516 S * 6/1969 Klamer D21/659
5,094,645 A * 3/1992 Stern A63H 3/02
446/353
D453,419 S * 2/2002 Kaplan D21/611
D467,688 S * 12/2002 Yamazaki D21/611

6,939,195 B1 * 9/2005 Hunt A63H 3/001
446/295
D522,783 S * 6/2006 Edwards A63H 13/02
D6/518
D525,321 S * 7/2006 Huetteman A63H 13/02
D21/612
D536,045 S * 1/2007 Judkins D21/611
D565,127 S * 3/2008 Walwyn-Jones D21/613
D588,457 S * 3/2009 McGuinness D21/659
7,901,265 B1 * 3/2011 Cameron A63H 13/02
446/330
8,057,275 B2 * 11/2011 Cameron A63H 13/02
446/330
D672,098 S * 12/2012 Byrne A63H 3/001
D21/659
D678,430 S * 3/2013 Montibert D21/611
D707,308 S * 6/2014 Carlson D21/611
8,998,670 B1 * 4/2015 De Leon A63H 3/16
446/97
D812,696 S * 3/2018 Simms D21/659

* cited by examiner

Primary Examiner — Sandra L Morris
(74) *Attorney, Agent, or Firm* — Growth IP; Brian Lao


(57) **CLAIM**

The ornamental design of a dog device, as shown and described.

DESCRIPTION

The copyright and trade dress owner reserves all copyright and trade dress rights whatsoever.
FIG. 1 is a top and left perspective view of a dog device;
FIG. 2 is a rear view thereof;
FIG. 3 is a right view thereof;
FIG. 4 is a left view thereof;
FIG. 5 is a top view thereof;
FIG. 6 is a front view thereof; and,
FIG. 7 is a bottom view thereof.
The broken lines shown in the drawings represent portions of the dog device that form no part of the claimed design.

1 Claim, 7 Drawing Sheets






FIG. 1

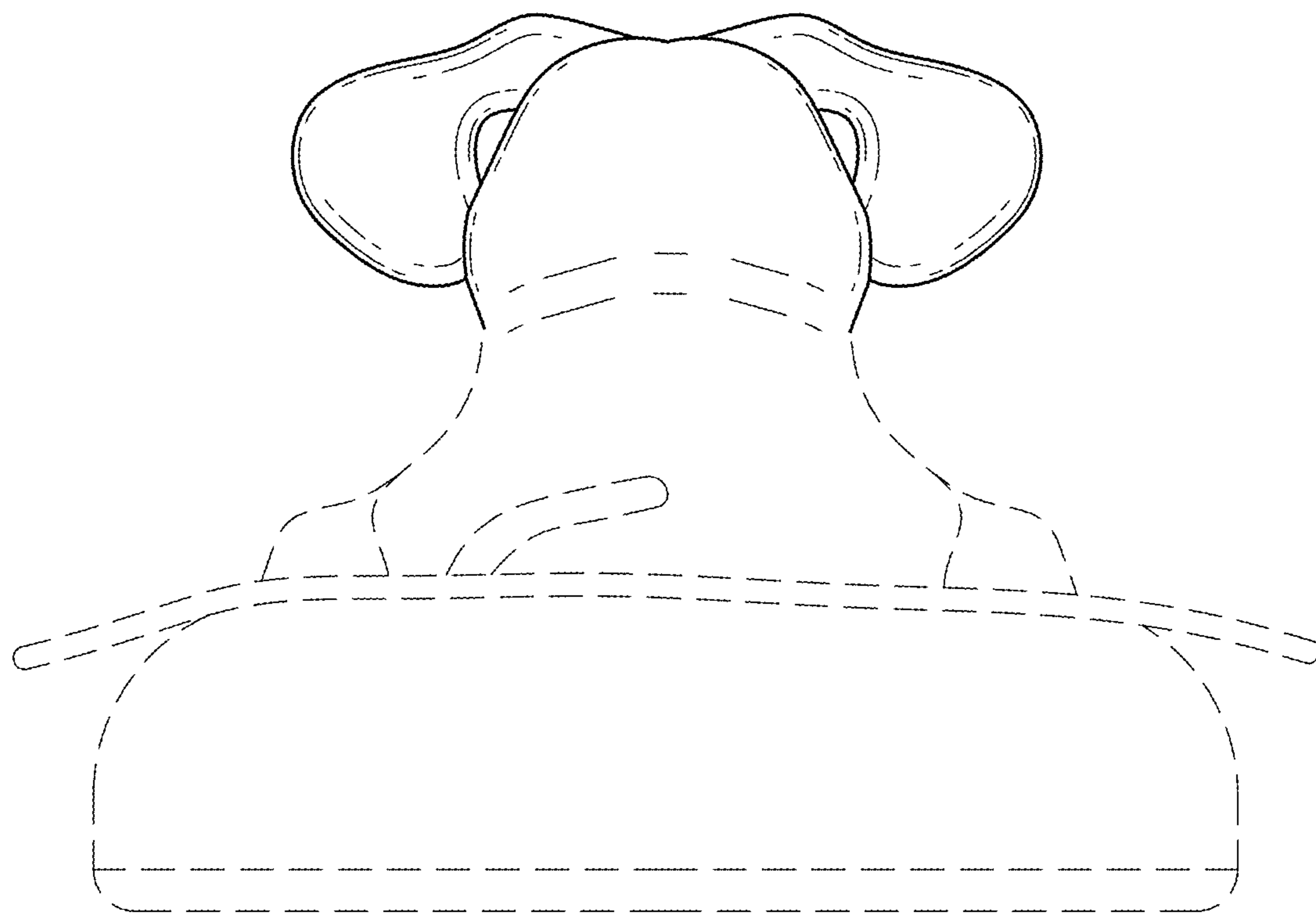


FIG. 2

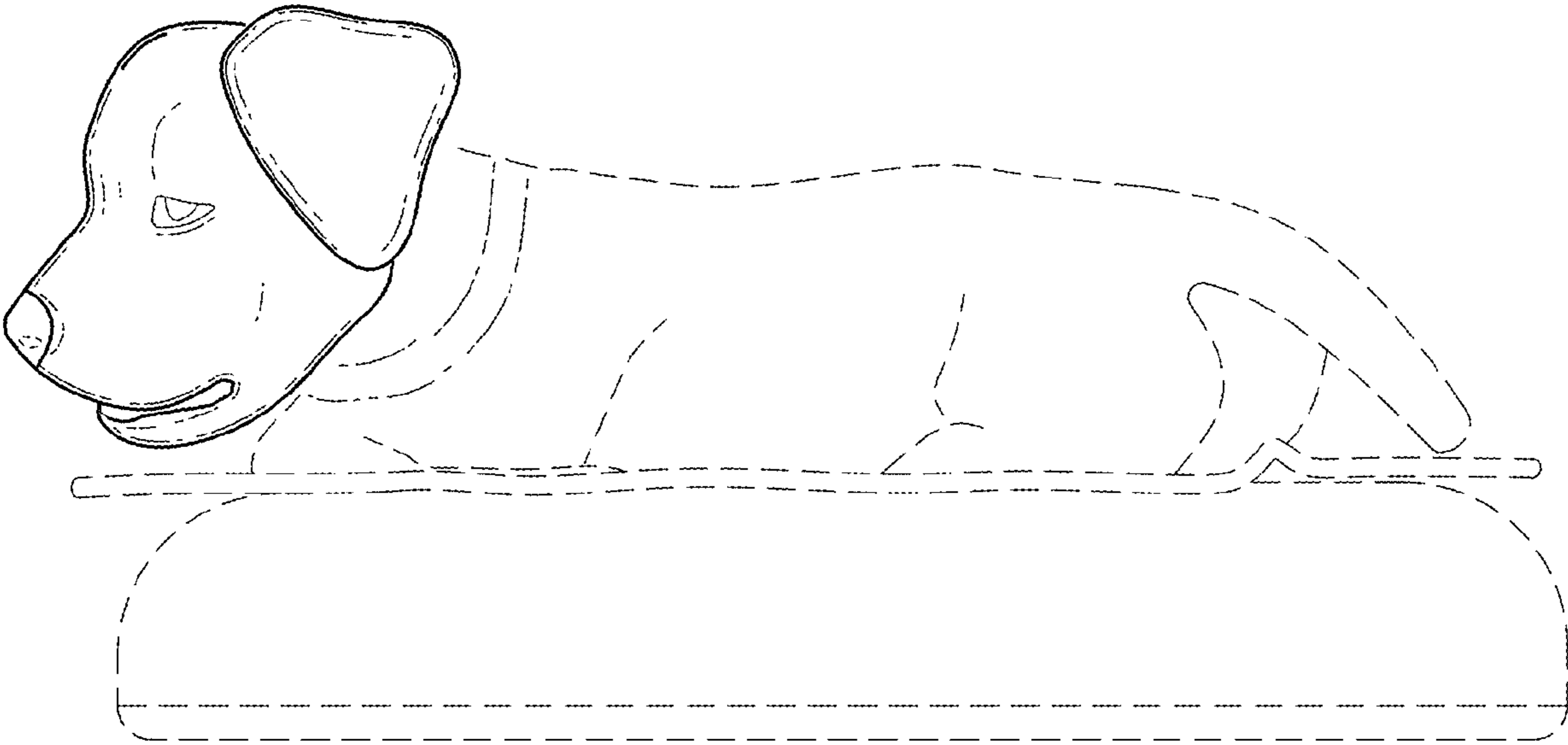


FIG. 3

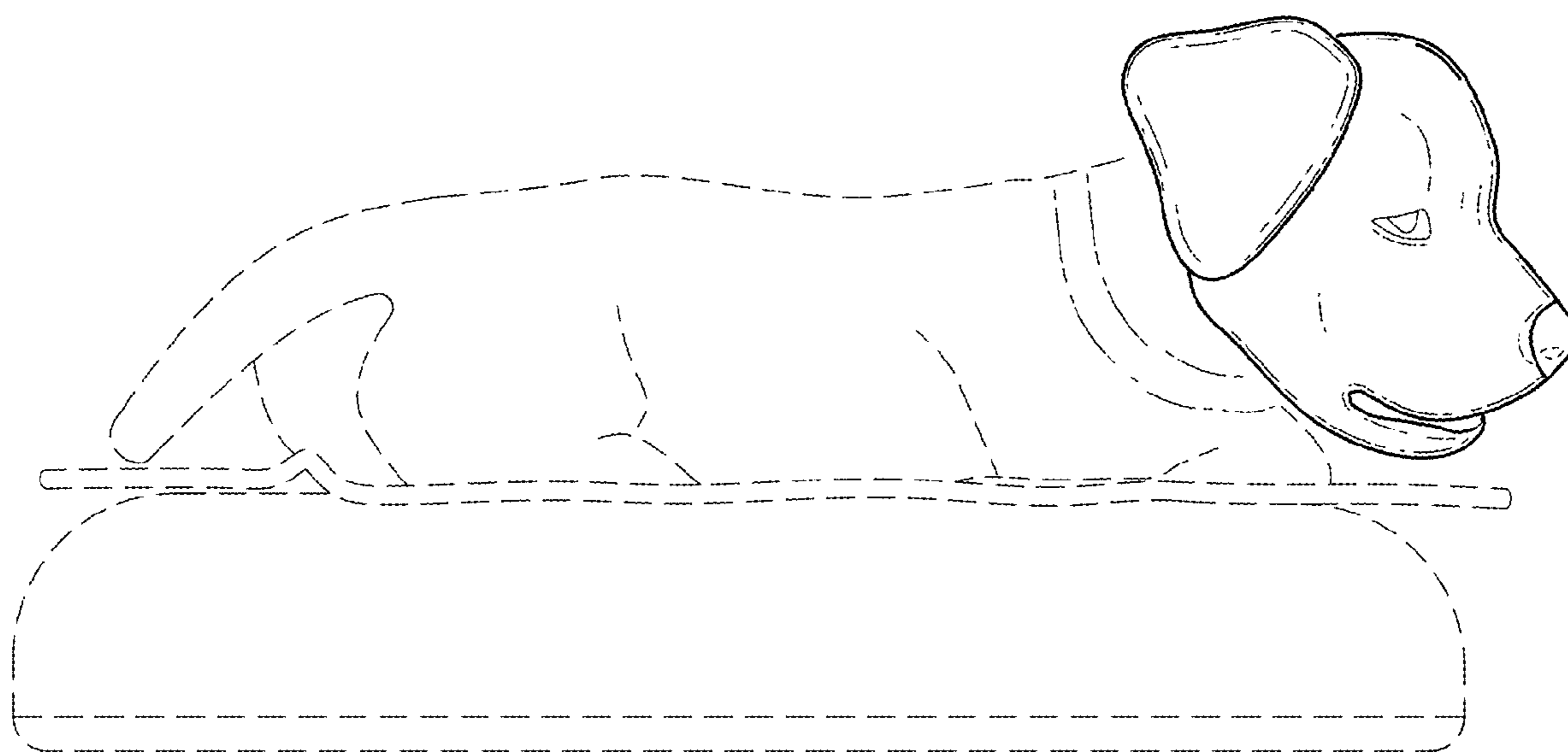


FIG. 4

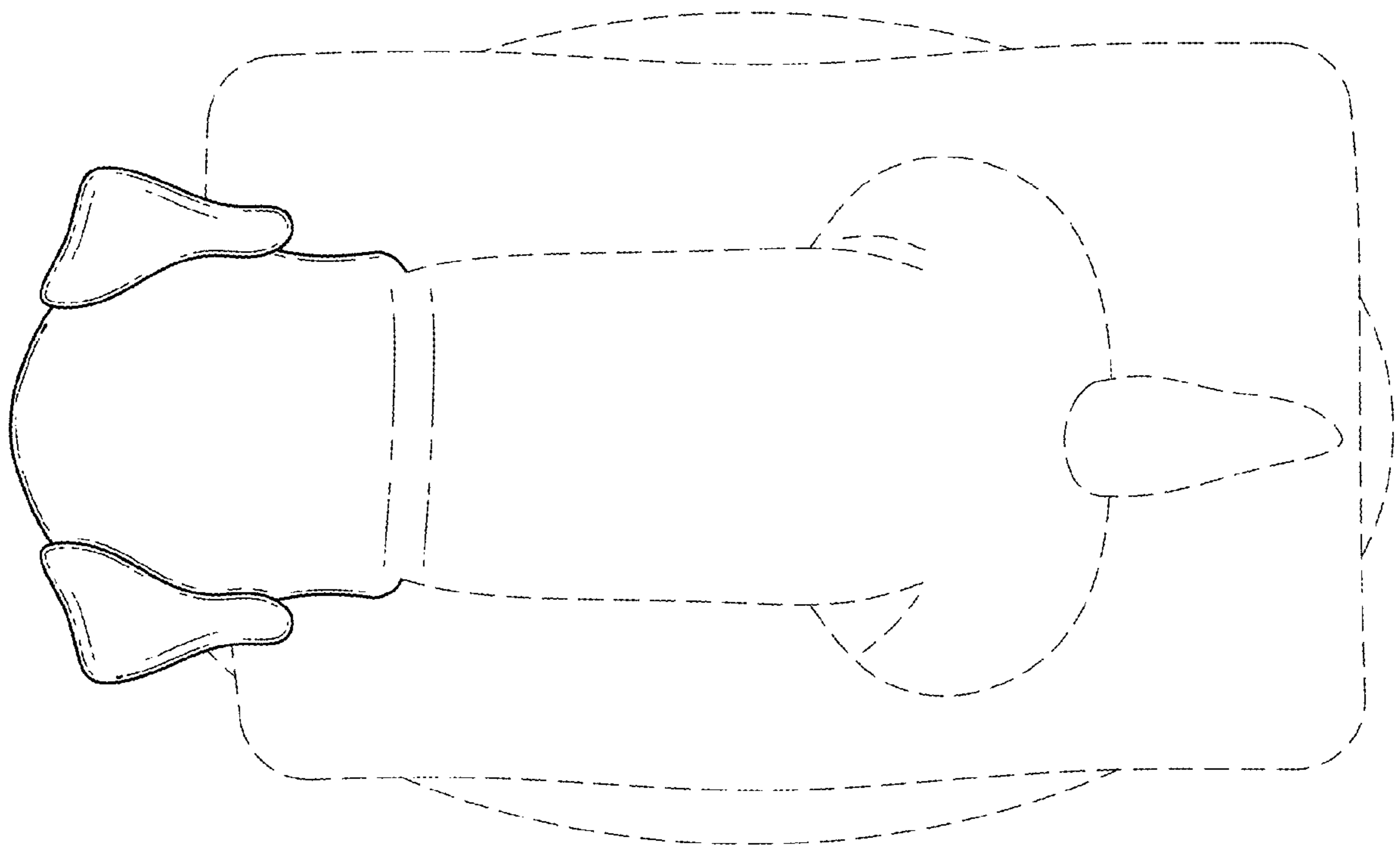


FIG. 5




FIG. 6

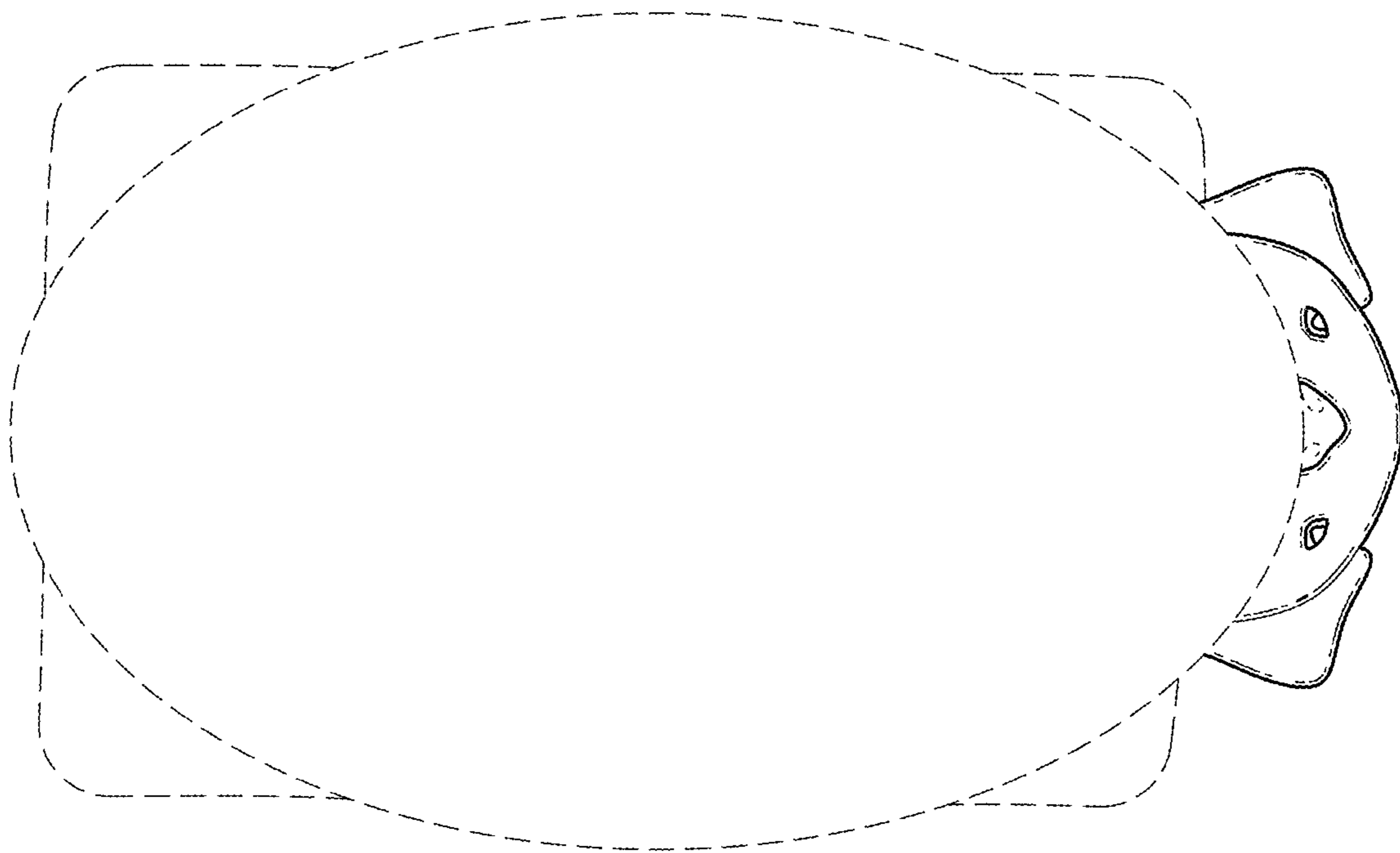


FIG. 7