



US00D884791S

(12) **United States Design Patent** (10) **Patent No.:** **US D884,791 S**
Swallow et al. (45) **Date of Patent:** **** May 19, 2020**

(54) **NAME CARD HOLDER**
(71) Applicant: **SoloProtect Limited**, Sheffield (GB)
(72) Inventors: **Craig Swallow**, Sheffield (GB); **Nick Davies**, Sheffield (GB); **Dennis Mason**, Sheffield (GB); **John Broady**, Sheffield (GB)
(73) Assignee: **SoloProtect Limited**, Sheffield (GB)

D407,098 S * 3/1999 Goto D16/200
D428,019 S * 7/2000 Amron D14/203.7
D433,715 S * 11/2000 Bartz D20/22
D496,967 S * 10/2004 Davis D14/433
D530,926 S * 10/2006 Sellers D6/300
D569,629 S * 5/2008 Yu D6/308
D598,300 S * 8/2009 Sadler D10/15
D599,216 S * 9/2009 Sadler D10/15
D608,093 S * 1/2010 Moore D3/250
D643,069 S * 8/2011 Mallozzi G09F 3/207
D685,189 S * 7/2013 Adelman D3/247

(**) Term: **15 Years**

(21) Appl. No.: **29/624,061**

(22) Filed: **Oct. 30, 2017**

(30) **Foreign Application Priority Data**

May 12, 2017 (EM) 003998525

(51) **LOC (12) Cl.** **19-08**

(52) **U.S. Cl.**
USPC **D20/22**

(58) **Field of Classification Search**
USPC D3/247, 249–253, 300, 303; D10/106.9, D10/106.93, 106.94; D14/203.7, 341; D16/202, 219, 220; D19/26, 32, 65, 99, D19/100; D20/10, 19, 22–29, 40, 43, 99; 348/294, 373–376; 359/826; 396/6, 301, 396/529, 535, 539–541
CPC A45C 1/024; A45C 3/06; B41L 47/06; B43D 3/12; B43D 3/18; B42D 17/00; B42F 21/00; B42F 13/006; G09F 1/10; G09F 3/08; G09F 3/18; G09F 3/204
See application file for complete search history.

(56) **References Cited**

U.S. PATENT DOCUMENTS

4,356,646 A * 11/1982 Johnson, Jr. G09F 3/18
101/369
D404,761 S * 1/1999 Tarpinning D14/341

OTHER PUBLICATIONS

“The Smallest Lone Worker Protection Device . . .” newgenbvw.com. Available Jul. 10, 2018. Accessed via Internet Archive Wayback Machine on Sep. 10, 2019. Available online via URL: <https://web.archive.org/web/20180710013110/https://www.newgenbvw.com/us/> (Year: 2018).*

Primary Examiner — Cathron C Brooks
Assistant Examiner — Christian P. McLean
(74) *Attorney, Agent, or Firm* — NK Patent Law

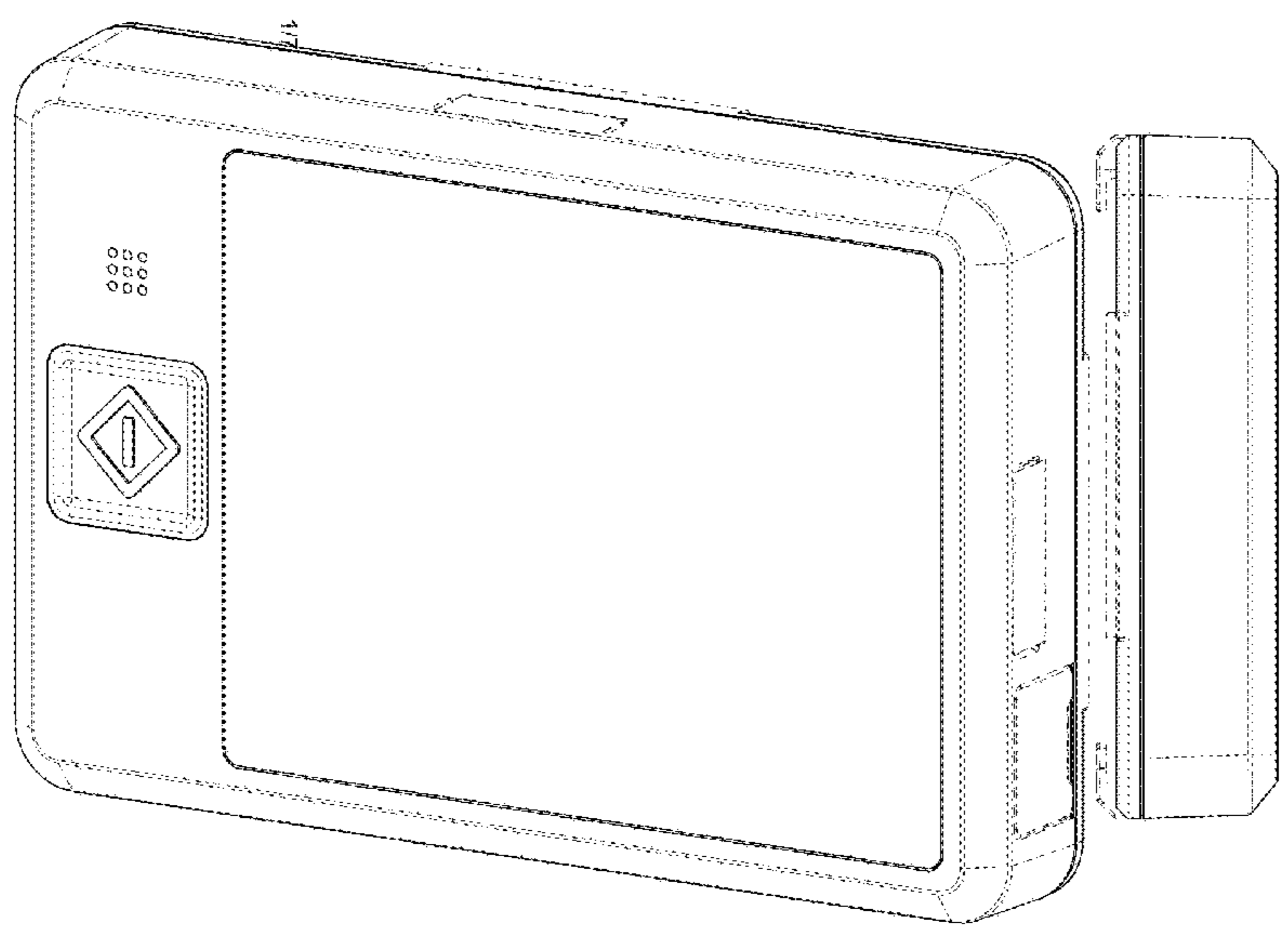
(57) **CLAIM**

We claim the ornamental design for the “name card holder,” as shown and described.

DESCRIPTION

FIG. 1 is a front facing perspective view of a name card holder;
FIG. 2 is a front view thereof;
FIG. 3 is a rear view thereof;
FIG. 4 is a right side view thereof;
FIG. 5 is a left side view thereof;
FIG. 6 is a top view thereof; and,
FIG. 7 is a bottom view thereof.
The broken lines illustrate portions of the name card holder that form no part of the claimed design.

1 Claim, 7 Drawing Sheets



(56)

References Cited

U.S. PATENT DOCUMENTS

D693,257	S	*	11/2013	Yang	D10/106.93
D708,673	S	*	7/2014	Tsai	D20/43
D724,841	S	*	3/2015	Schneider	D3/247
D751,289	S	*	3/2016	Gluck	D3/247
D755,895	S	*	5/2016	Garfinkle	D20/27
D776,426	S	*	1/2017	Smith	D3/247
D812,140	S	*	3/2018	Lee	D20/10
D813,312	S	*	3/2018	Mahbubani	D20/40
D821,480	S	*	6/2018	Gioscia	D16/219
D830,354	S	*	10/2018	Deng	D14/250
D835,187	S	*	12/2018	Choi	D19/32
D851,928	S	*	6/2019	Moore	D3/247
D852,867	S	*	7/2019	Chang	D16/202
D854,090	S	*	7/2019	Warther	D20/22
D871,480	S	*	12/2019	Hu	D16/202
D872,163	S	*	1/2020	Imai	D16/219
2015/0124089	A1	*	5/2015	Swallow	G03B 17/02 348/143

* cited by examiner

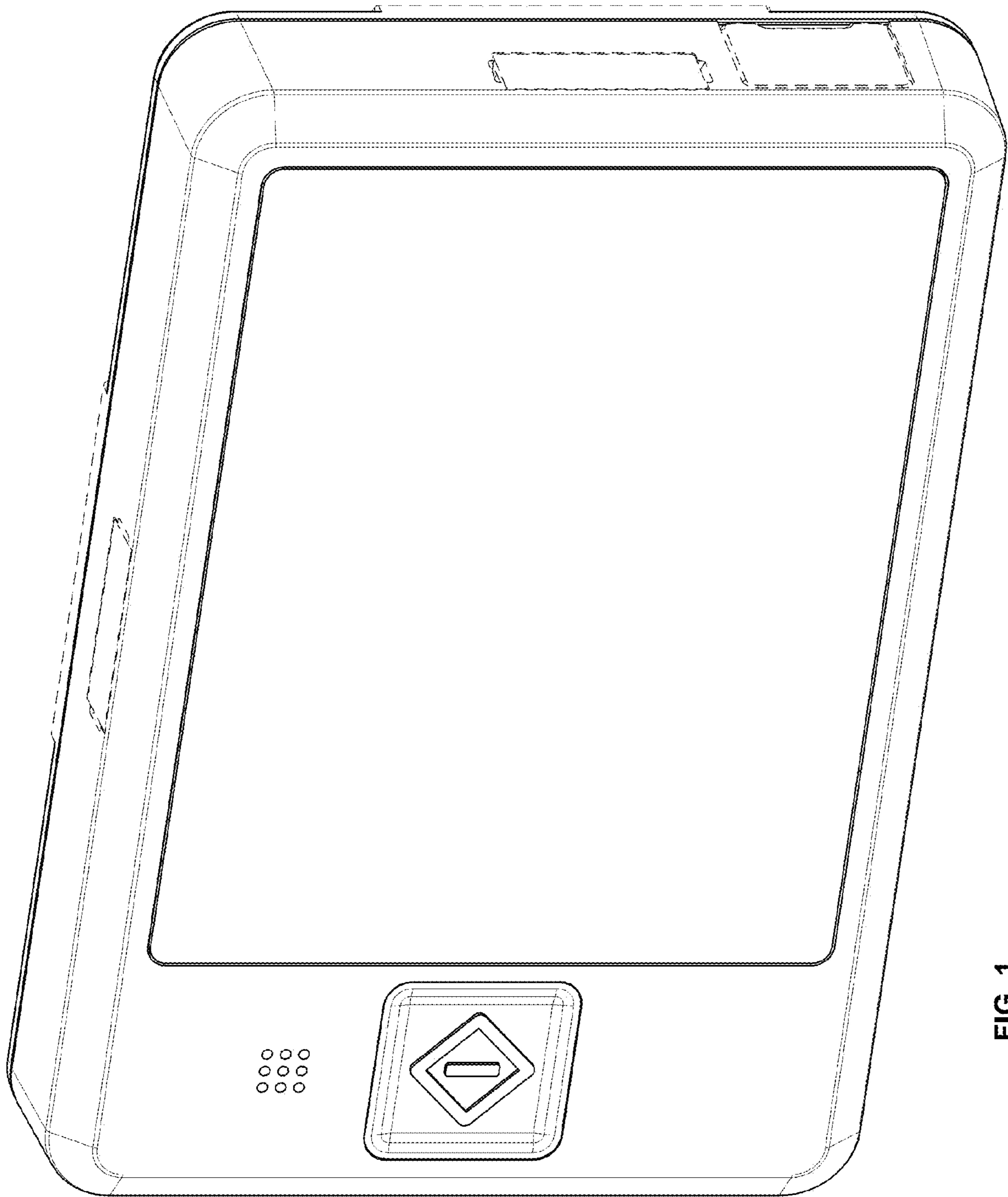


FIG. 1

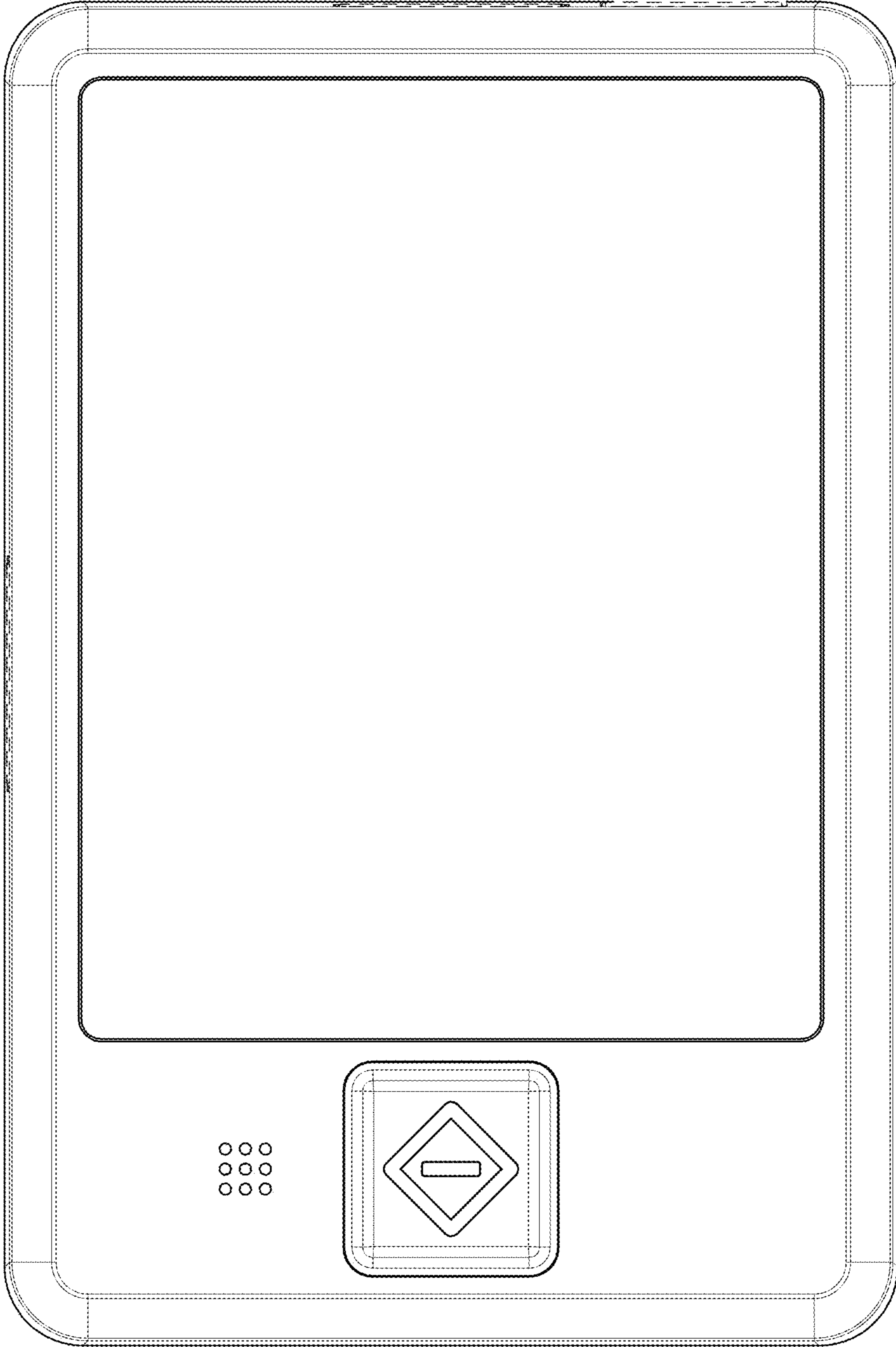


FIG. 2

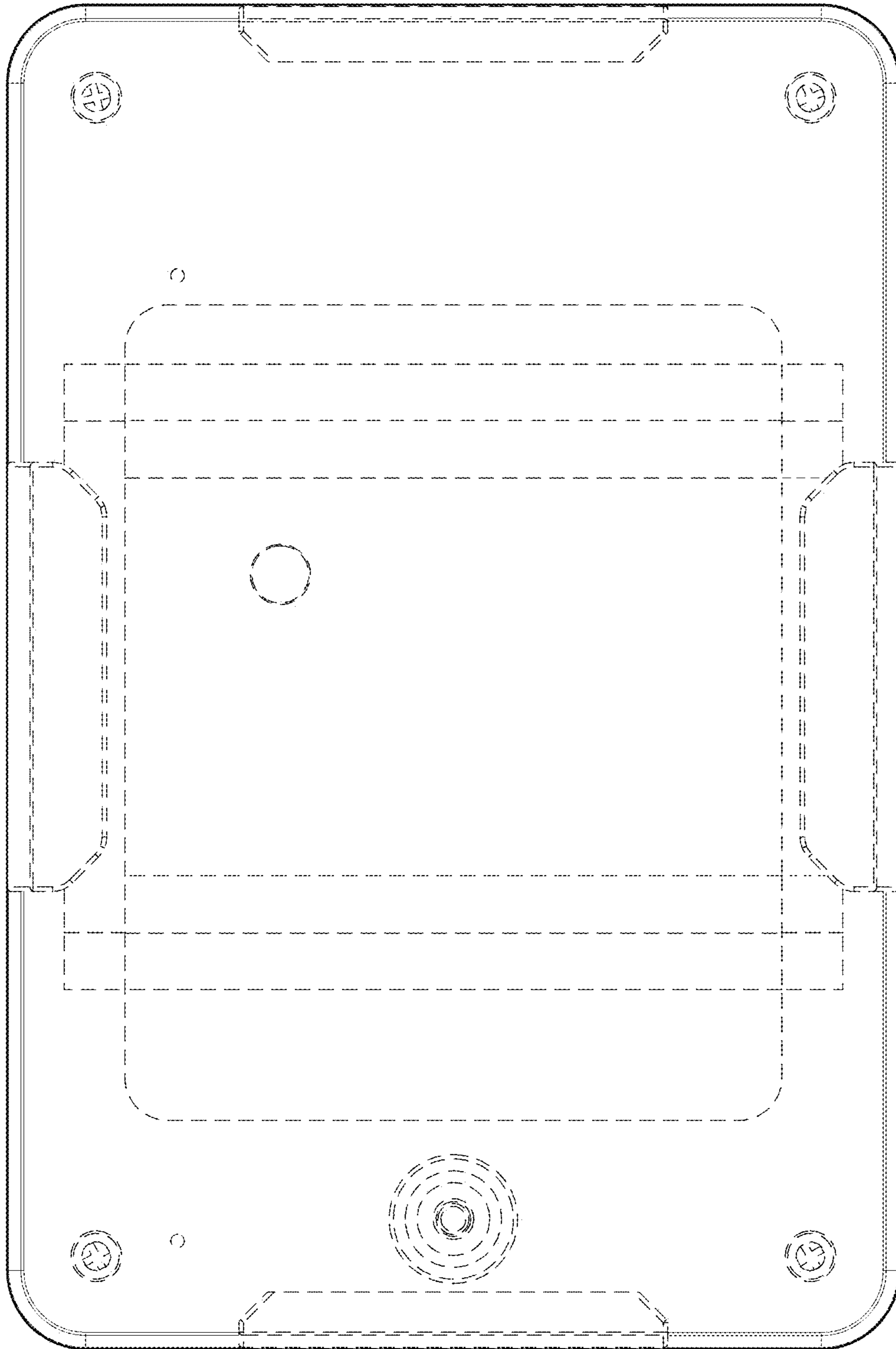


FIG. 3

FIG. 4

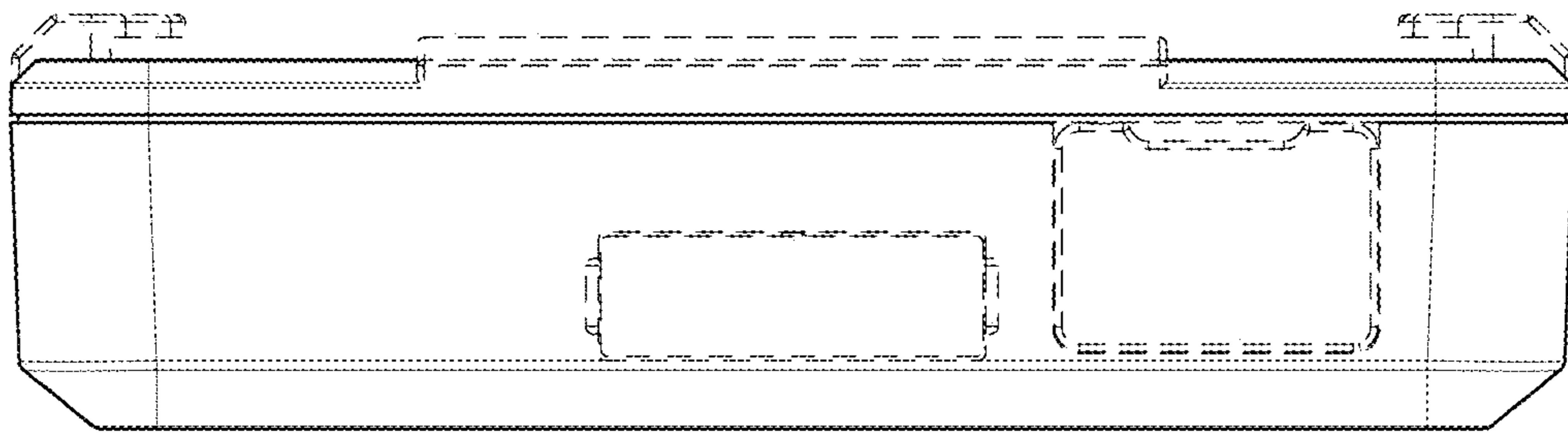
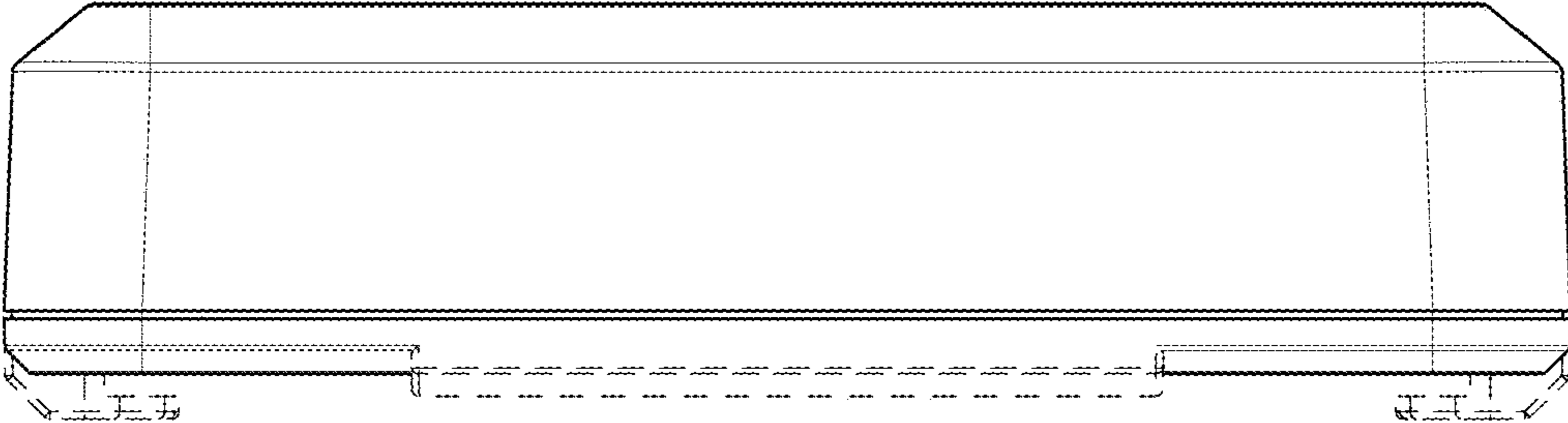


FIG. 5



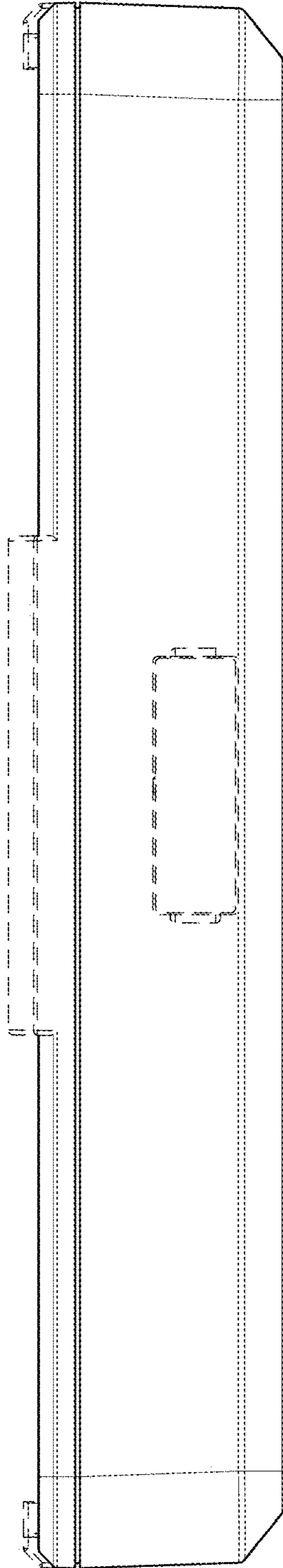


FIG. 6

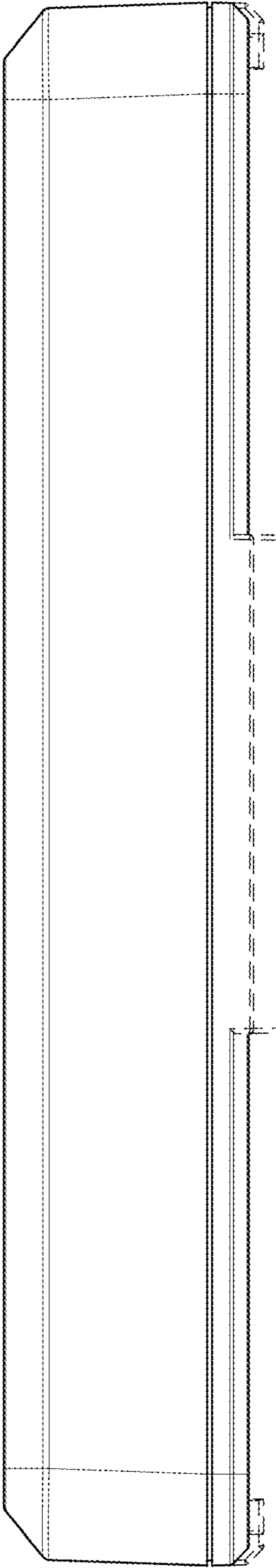


FIG. 7