



US00D884788S

(12) **United States Design Patent** (10) **Patent No.:** **US D884,788 S**
Bohrer et al. (45) **Date of Patent:** **** May 19, 2020**

(54) **PEN**
(71) Applicant: **stilform GmbH**, Hamburg (DE)
(72) Inventors: **Christoph Bohr**er, Hamburg (DE);
Martin Wagner, Hamburg (DE)
(73) Assignee: **stilform GmbH**, Hamburg (DE)
(**) Term: **15 Years**
(21) Appl. No.: **29/722,443**
(22) Filed: **Jan. 29, 2020**
(51) **LOC (12) Cl.** **19-06**
(52) **U.S. Cl.**
USPC **D19/163; D19/200; D19/925**
(58) **Field of Classification Search**
USPC **D19/115-204; D14/411**
CPC . **B43K 5/005; B43K 7/12; B43K 8/04; B43K**
8/06; B43K 21/006; B43K 21/06
See application file for complete search history.

D401,278 S 11/1998 Hu
D409,241 S 5/1999 Melnick
D447,173 S * 8/2001 Yoon D19/166
(Continued)

Primary Examiner — Elizabeth A. Albert
(74) *Attorney, Agent, or Firm* — Smartpat PLC

(57) **CLAIM**

We claim the ornamental design for a pen, as shown and described.

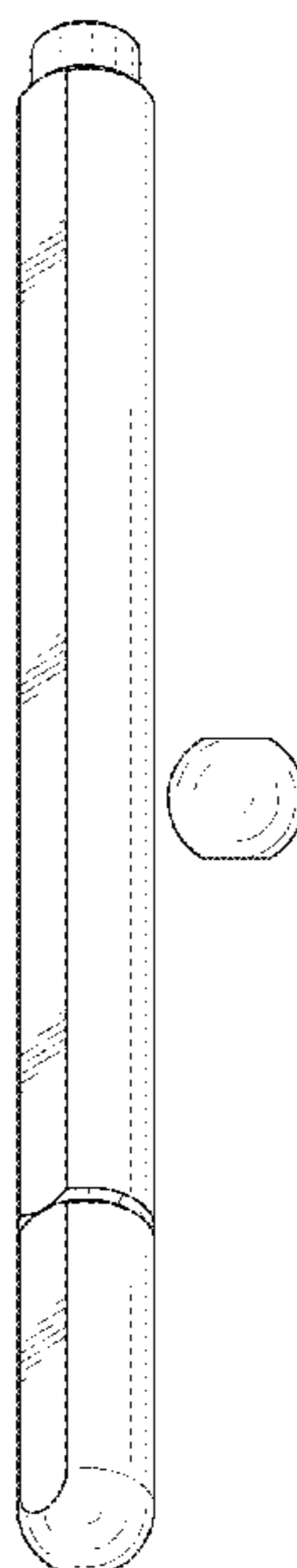
DESCRIPTION

FIG. 1 is a top, rear, left side perspective view of a pen showing our new design with a cap covering a tip of the pen; FIG. 2 is a top, front, left side perspective view thereof; FIG. 3 is a top view thereof, the bottom view being identical; FIG. 4 is a left side view thereof, the right side view being identical; FIG. 5 is a rear view thereof; FIG. 6 is a front view thereof; FIG. 7 is a top, rear, left side perspective view showing the pen with the cap attached opposite the tip of the pen; FIG. 8 is a top, front, left side perspective view thereof; FIG. 9 is a top view thereof, the bottom view being identical; FIG. 10 is a left side view thereof, the right side view being identical; FIG. 11 is a rear view thereof; FIG. 12 is a front view thereof; FIG. 13 is a top, rear, left side perspective view showing the pen without the cap; FIG. 14 is a top, front, left side perspective view thereof; FIG. 15 is a top view thereof, the bottom view being identical; FIG. 16 is a left side view thereof, the right side view being identical; FIG. 17 is a rear view thereof; and, FIG. 18 is a front view thereof.

(56) **References Cited**
U.S. PATENT DOCUMENTS

554,189	A	2/1896	Kochendarfer	
758,934	A	5/1904	Purdy	
1,244,974	A	10/1917	Gerdorn	
D137,496	S	3/1944	Lustig	
2,457,217	A	12/1948	Max	
D157,471	S	2/1950	Doux	
3,424,539	A *	1/1969	Jenkins B43K 8/02
				401/292
D254,315	S *	2/1980	Carre D19/164
D279,115	S *	6/1985	Nishida D19/168
D312,838	S	12/1990	Vitrac	
D321,720	S *	11/1991	Sakurada D19/170
D327,912	S	7/1992	Tsai	
D341,623	S *	11/1993	Chuang 401/57
D358,167	S *	5/1995	Herbst D19/168
D377,193	S *	1/1997	Takemura D19/135

1 Claim, 3 Drawing Sheets



(56)

References Cited

U.S. PATENT DOCUMENTS

D450,767 S	11/2001	Itoh et al.	
D496,398 S	9/2004	Greenberg	
D497,181 S	10/2004	Yoo	
D554,291 S	10/2007	Darnell et al.	
D608,827 S	1/2010	Hung	
D647,961 S	11/2011	Zhang	
D669,127 S	* 10/2012	Chen	D19/169
D682,936 S	5/2013	Larson et al.	
D688,304 S	* 8/2013	Larson	D19/165
D691,196 S	* 10/2013	Lv	D19/165
D711,470 S	8/2014	Santini	
D715,298 S	* 10/2014	Hong	D14/411
D727,325 S	* 4/2015	Spector	D14/411
D729,874 S	* 5/2015	Larson	D19/169
D768,133 S	* 10/2016	Reed	D14/411
D781,293 S	* 3/2017	Mitchell	D14/411
D789,452 S	6/2017	Matsumura	
D802,592 S	* 11/2017	Varghese	D14/411
D813,309 S	* 3/2018	Van Den Broecke	D19/169
D819,130 S	5/2018	Broecke et al.	
D819,738 S	6/2018	Kevin	
D823,944 S	7/2018	Bohrer et al.	
D825,566 S	* 8/2018	Peterson	D14/411
D825,662 S	* 8/2018	Van Den Broecke	D19/169
D826,230 S	* 8/2018	Peterson	D14/411
D829,820 S	10/2018	Bohrer et al.	
D840,474 S	2/2019	Li	
D846,546 S	* 4/2019	Mitchell	D14/411
D857,800 S	* 8/2019	Wang	D19/204
D858,636 S	9/2019	Noyori	
D861,687 S	* 10/2019	Mitchell	D14/411

* cited by examiner

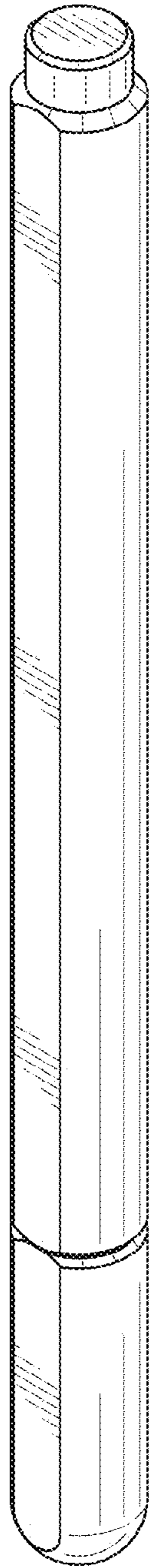


FIG. 1




FIG. 2




FIG. 3




FIG. 4

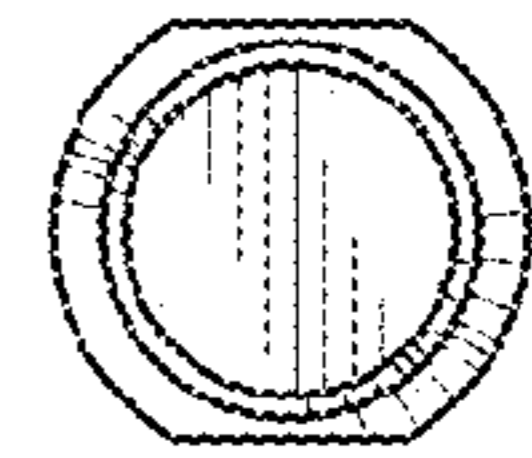


FIG. 5

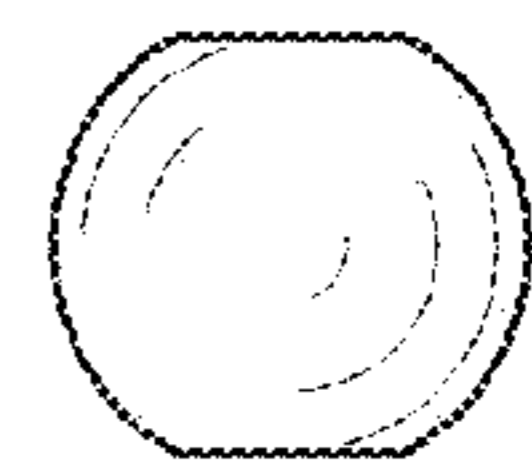


FIG. 6




FIG. 7




FIG. 8

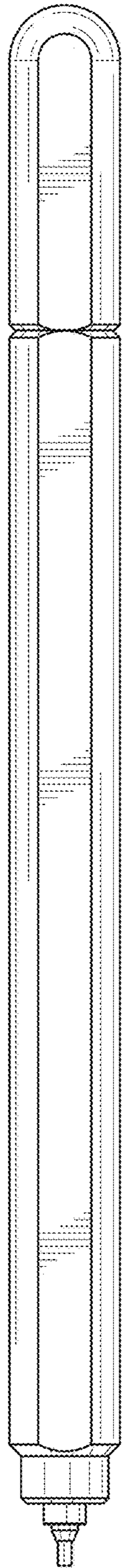


FIG. 9




FIG. 10

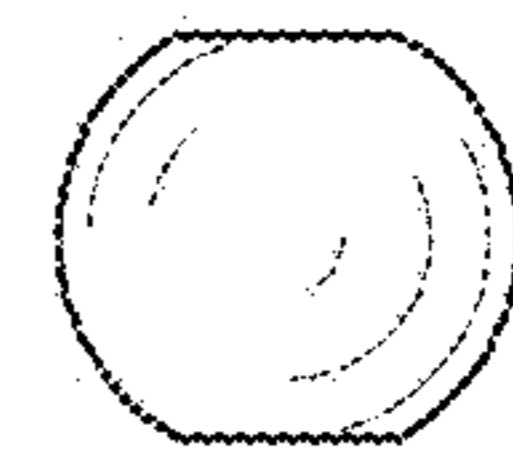


FIG. 11

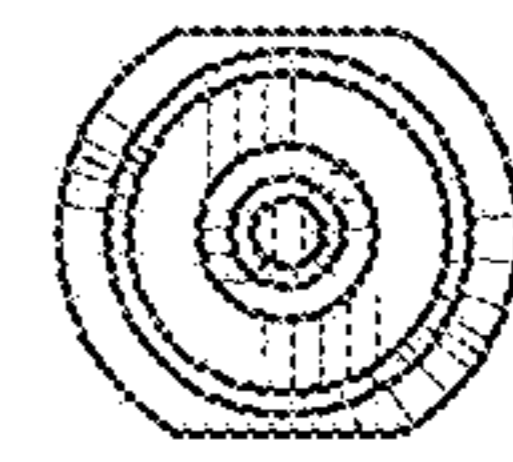


FIG. 12




FIG. 13

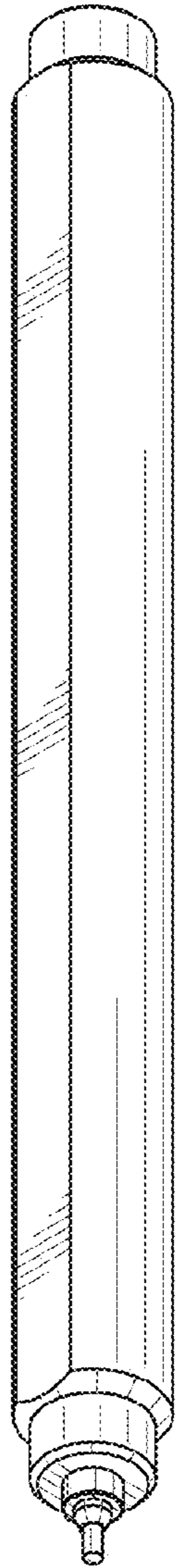


FIG. 14




FIG. 15




FIG. 16

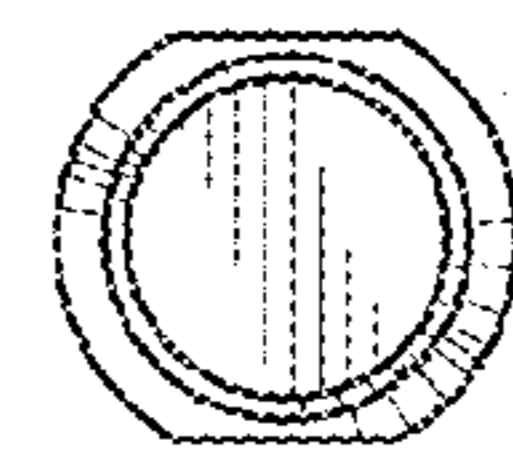


FIG. 17

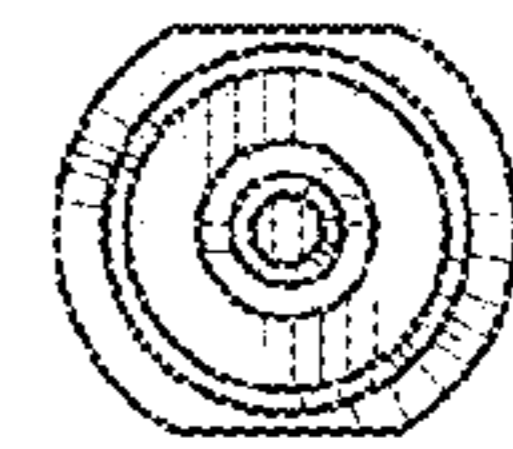


FIG. 18