



US00D884761S

(12) **United States Design Patent**
Tafe et al.

(10) **Patent No.:** **US D884,761 S**

(45) **Date of Patent:** **** May 19, 2020**

- (54) **BAFFLED OIL CATCH CAN FOR DIESELS**
- (71) Applicant: **RESOURCE INTERNATIONAL INC.**, New Castle, DE (US)
- (72) Inventors: **Dan Tafe**, Newark, DE (US); **Steve Wiley**, Bear, DE (US)
- (**) Term: **15 Years**
- (21) Appl. No.: **29/666,413**
- (22) Filed: **Oct. 12, 2018**
- (51) **LOC (12) Cl.** **15-09**
- (52) **U.S. Cl.**
USPC **D15/150**
- (58) **Field of Classification Search**
USPC D15/150, 151, 152
CPC F01M 9/00; F01M 9/06; F01M 9/002
See application file for complete search history.

D337,774 S *	7/1993	Schillinger	D15/150
5,486,290 A *	1/1996	McGinness	B01D 29/072
				210/323.2
D374,447 S *	10/1996	Brewer	D15/150
D379,097 S *	5/1997	Brewer	D15/150
5,634,502 A *	6/1997	Pierce	F01M 11/04
				141/331
D396,868 S *	8/1998	Pingel	D15/151
D422,914 S *	4/2000	Lasky	D9/451
D438,932 S *	3/2001	McKinney	D23/207
D460,146 S *	7/2002	Setser	D23/209
D510,587 S *	10/2005	Tigerholm	D15/150
D518,555 S *	4/2006	De Muro, Jr.	D23/209
D539,822 S *	4/2007	Tseng	D15/150
D562,429 S *	2/2008	Morris	B01D 27/06
				D23/209

(Continued)

Primary Examiner — Patricia A Palasik
(74) *Attorney, Agent, or Firm* — Cozen O'Connor

(57) **CLAIM**

The ornamental design for a baffled oil catch can for diesels, as shown and described.

(56) **References Cited**

U.S. PATENT DOCUMENTS

1,506,028 A *	8/1924	Perritt	F16N 31/002
				184/1.5
1,990,524 A *	2/1935	Bystricky	F16N 5/00
				138/34
D129,867 S *	10/1941	Dunmire	D15/150
D145,692 S *	10/1946	Fitzpatrick	D15/151
D232,976 S *	9/1974	Ruter	D15/5
D264,614 S *	5/1982	Johnson, Sr.	D23/209
D280,757 S *	9/1985	Paulovich	D23/207
4,702,290 A *	10/1987	Perez	B67D 7/00
				141/332
4,775,067 A *	10/1988	Mount	B65D 25/00
				137/312
D307,913 S *	5/1990	Ogasawara	D15/150
D309,974 S *	8/1990	Tannous	D23/209
D311,239 S *	10/1990	Lundquist	D23/209
D317,315 S *	6/1991	Miyake	D15/150
D332,300 S *	1/1993	Eastom	D23/211.2
D337,594 S *	7/1993	Strauch	D15/152

DESCRIPTION

FIG. 1 is a front view of a baffled oil catch can for diesels showing our new design in accordance with one embodiment;

FIG. 2 is a back view thereof;

FIG. 3 is a left view thereof;

FIG. 4 is a right view thereof;

FIG. 5 is a top view thereof;

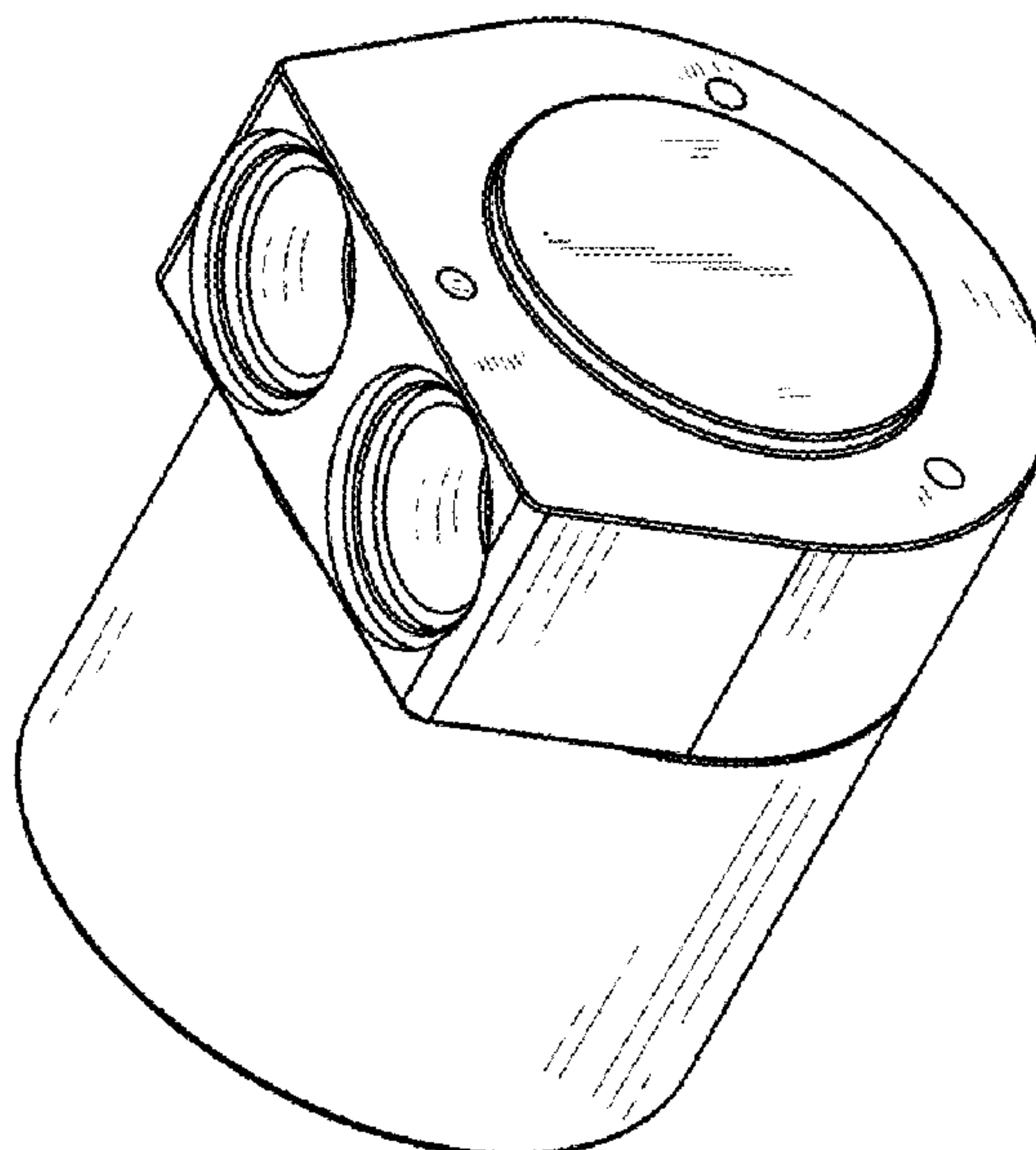
FIG. 6 is bottom view thereof; and,

FIG. 7 is a perspective view thereof.

The broken lines in the drawing figures show portions of the baffled oil catch can for diesels which form no part of the claimed design.

The shade lines in the figures show contour and not surface ornamentation.

1 Claim, 4 Drawing Sheets



(56)

References Cited

U.S. PATENT DOCUMENTS

D621,001	S	*	8/2010	Maziel	D23/209
D638,042	S	*	5/2011	Liao	D15/152
D650,402	S	*	12/2011	Yamase	D15/150
D650,403	S	*	12/2011	Yamase	D15/150
D717,913	S	*	11/2014	Lin	D15/152
D727,462	S	*	4/2015	Antonucci	D23/209
D728,069	S	*	4/2015	Moore	D23/209
D817,440	S	*	5/2018	Lossie	D23/209
D823,916	S	*	7/2018	Lee	D15/150
D831,428	S	*	10/2018	Gibson	D7/533

* cited by examiner

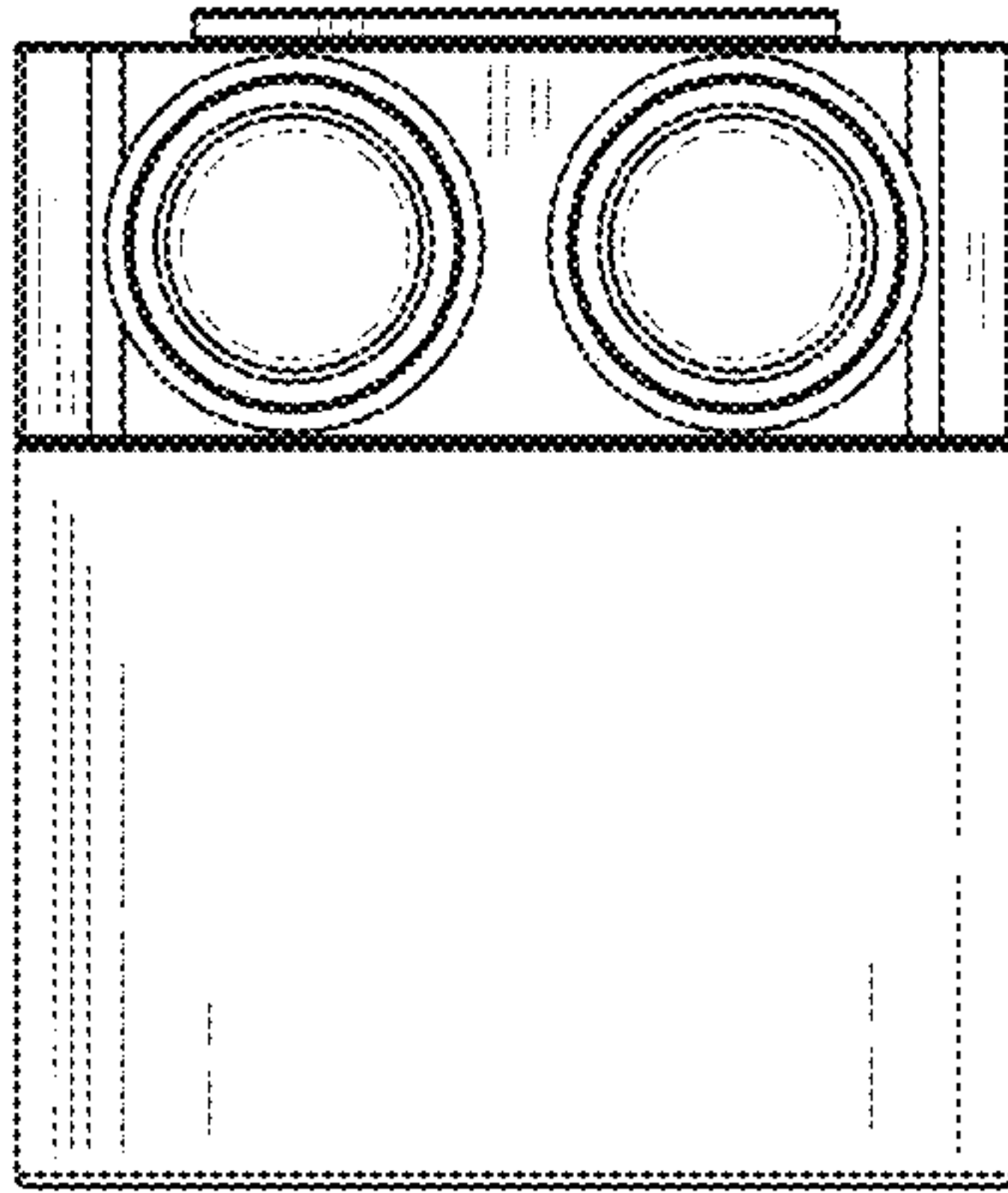


FIGURE 1




FIGURE 2




FIGURE 3

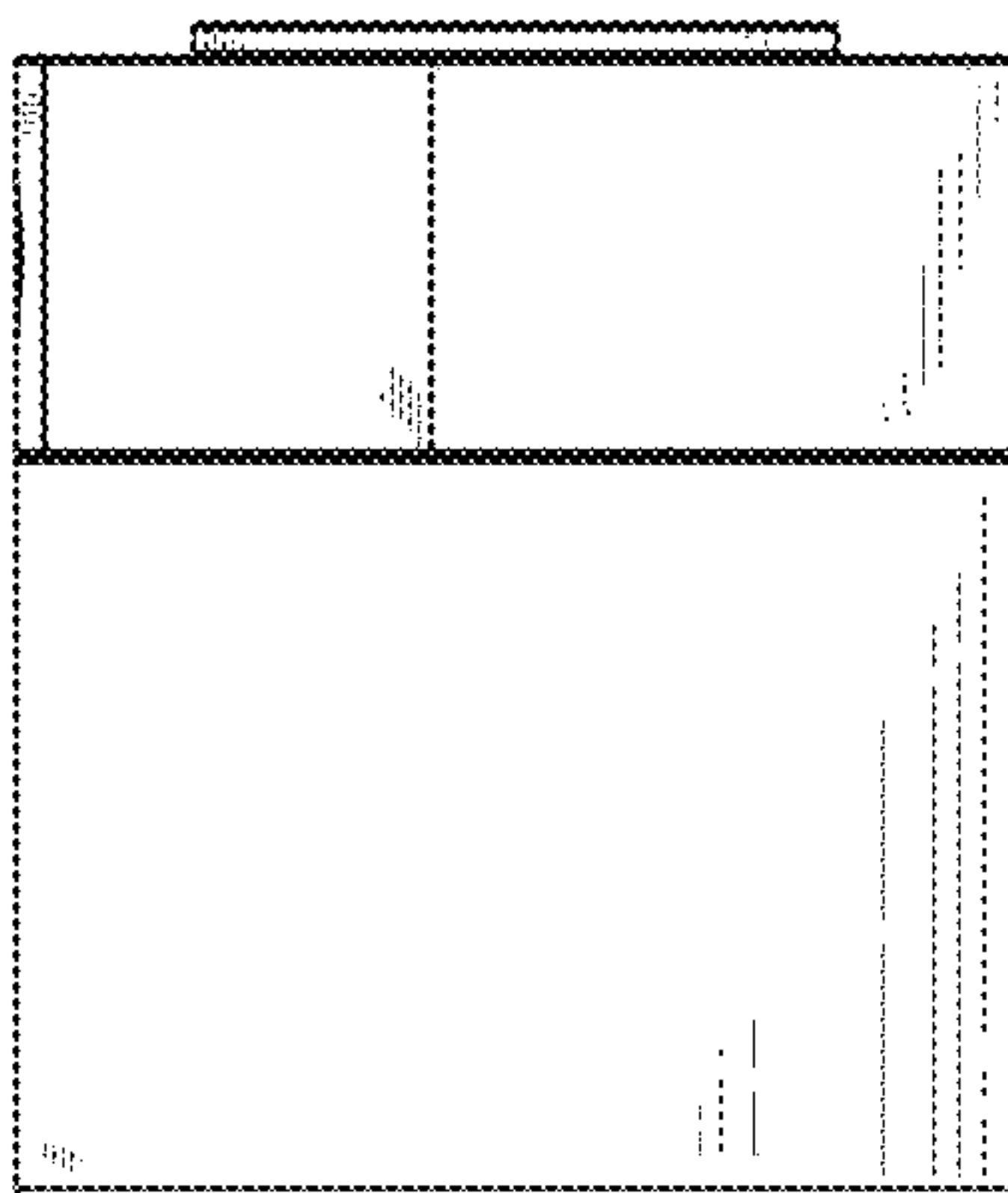


FIGURE 4

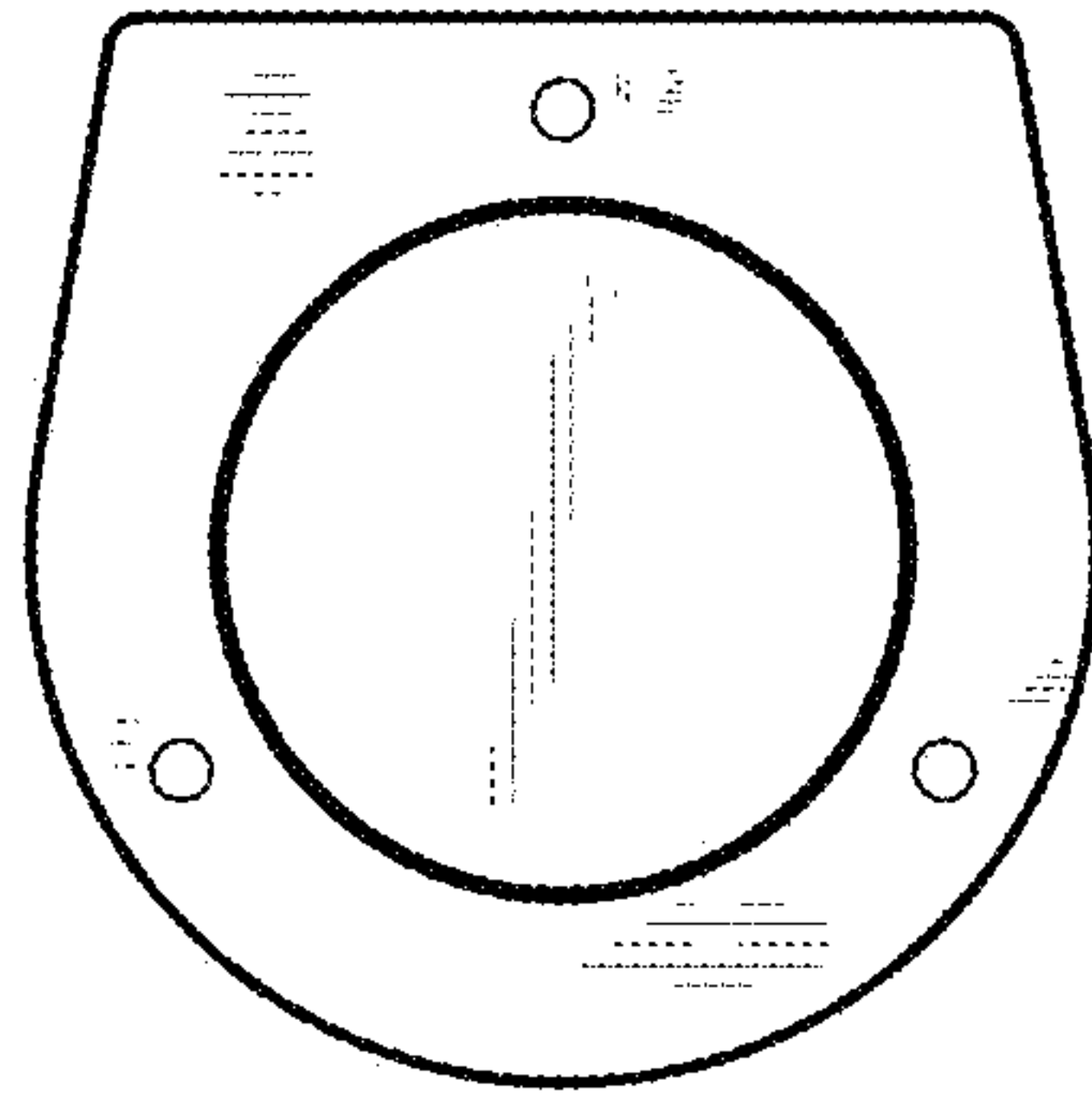


FIGURE 5

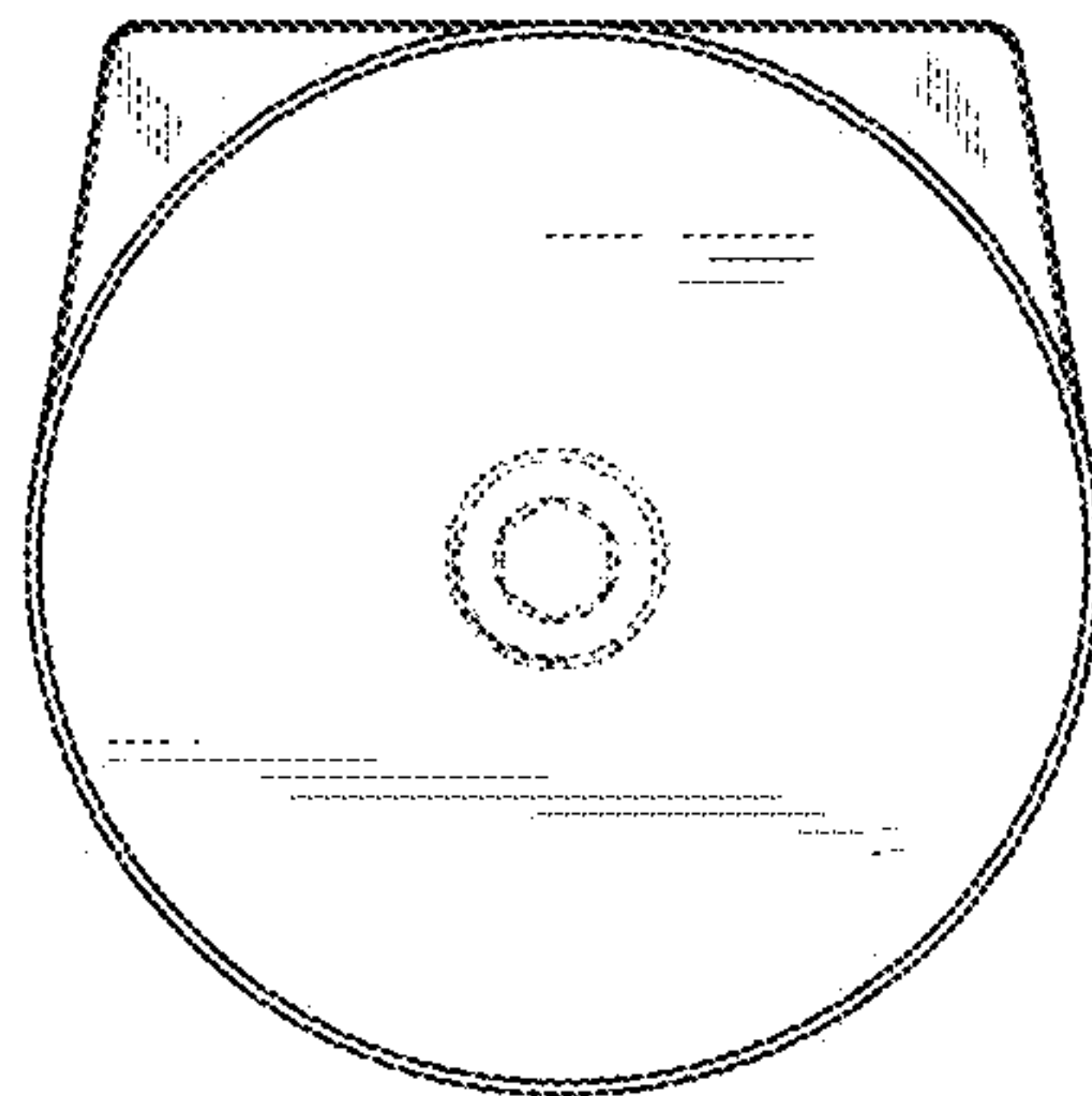


FIGURE 6

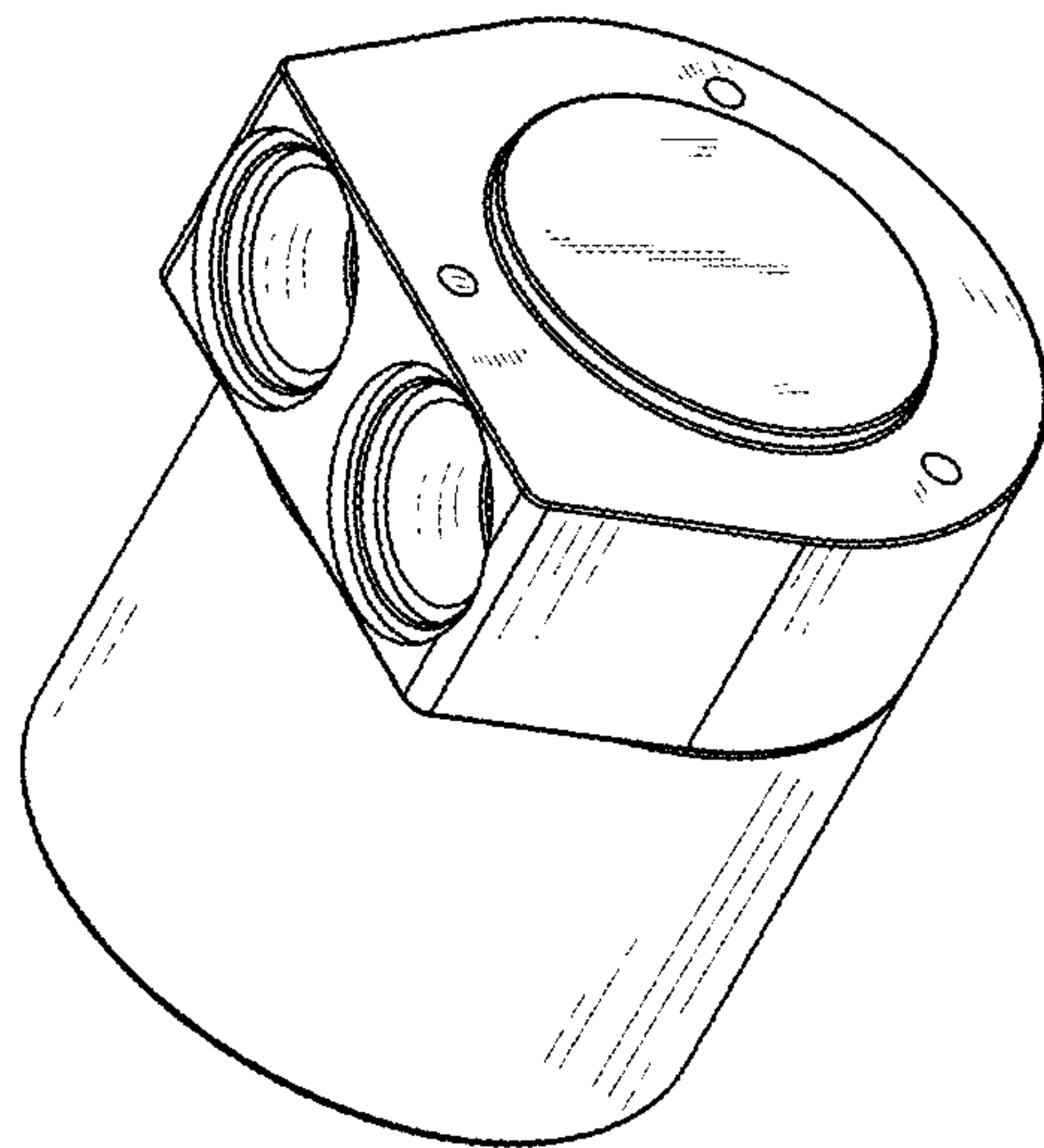


FIGURE 7