



US00D884746S

(12) **United States Design Patent** (10) **Patent No.:** **US D884,746 S**
Tsuji et al. (45) **Date of Patent:** **** May 19, 2020**

(54) **SEAL**
(71) Applicant: **Valqua, Ltd.**, Tokyo (JP)
(72) Inventors: **Kazuaki Tsuji**, Tokyo (JP); **Takafumi Sakurai**, Santa Clara, CA (US)
(73) Assignee: **Valqua, Ltd.**, Shinagawa-ku, Tokyo (JP)
(**) Term: **15 Years**
(21) Appl. No.: **35/505,876**
(22) Filed: **Apr. 17, 2018**
(80) **Hague Agreement Data**
Int. Filing Date: **Apr. 17, 2018**
Int. Reg. No.: **DM/101919**
Int. Reg. Date: **Apr. 17, 2018**
Int. Reg. Pub. Date: **Oct. 19, 2018**

(30) **Foreign Application Priority Data**
Oct. 26, 2017 (JP) 2017-023801
(51) **LOC (12) Cl.** **15-03**
(52) **U.S. Cl.**
USPC **D15/7**
CPC **F16J 15/128** (2013.01)
(58) **Field of Classification Search**
USPC D15/7, 9, 11, 17, 21, 28, 123, 199;
D23/386, 259; 277/602, 608, 625, 626;
285/95, 109, 336, 910, 918; D8/349
CPC F16J 15/128; F16J 15/104; F16J 15/08
See application file for complete search history.

(56) **References Cited**
U.S. PATENT DOCUMENTS
D442,609 S * 5/2001 Quantz D15/123
D572,348 S * 7/2008 Arosio D15/5

D582,436 S * 12/2008 Shimomura D15/7
D582,437 S * 12/2008 Shimomura D15/7
D582,438 S * 12/2008 Shimomura D15/7
D582,439 S * 12/2008 Shimomura D15/7
D582,440 S * 12/2008 Shimomura D15/7
D582,441 S * 12/2008 Shimomura D15/7
D616,966 S * 6/2010 Angell D23/262
D631,066 S * 1/2011 Itadani D15/9
D690,336 S * 9/2013 Gjertsen D15/144
8,608,173 B2 * 12/2013 Ryan F16J 15/0887
277/312
D722,621 S * 2/2015 Gray D15/28
D837,685 S * 1/2019 Miki D11/200
2009/0026717 A1 * 1/2009 Tsuji F16K 51/02
277/650
2011/0018211 A1 * 1/2011 Tsuji F16J 15/025
277/628
2011/0169229 A1 * 7/2011 Hamade F16J 15/104
277/650
2015/0279706 A1 * 10/2015 Nakagawa F16J 15/128
277/641

FOREIGN PATENT DOCUMENTS

TW M447442 U 2/2013
TW M1459362 U 8/2013

(Continued)

Primary Examiner — Richard E Chilcot
(74) *Attorney, Agent, or Firm* — The Webb Law Firm

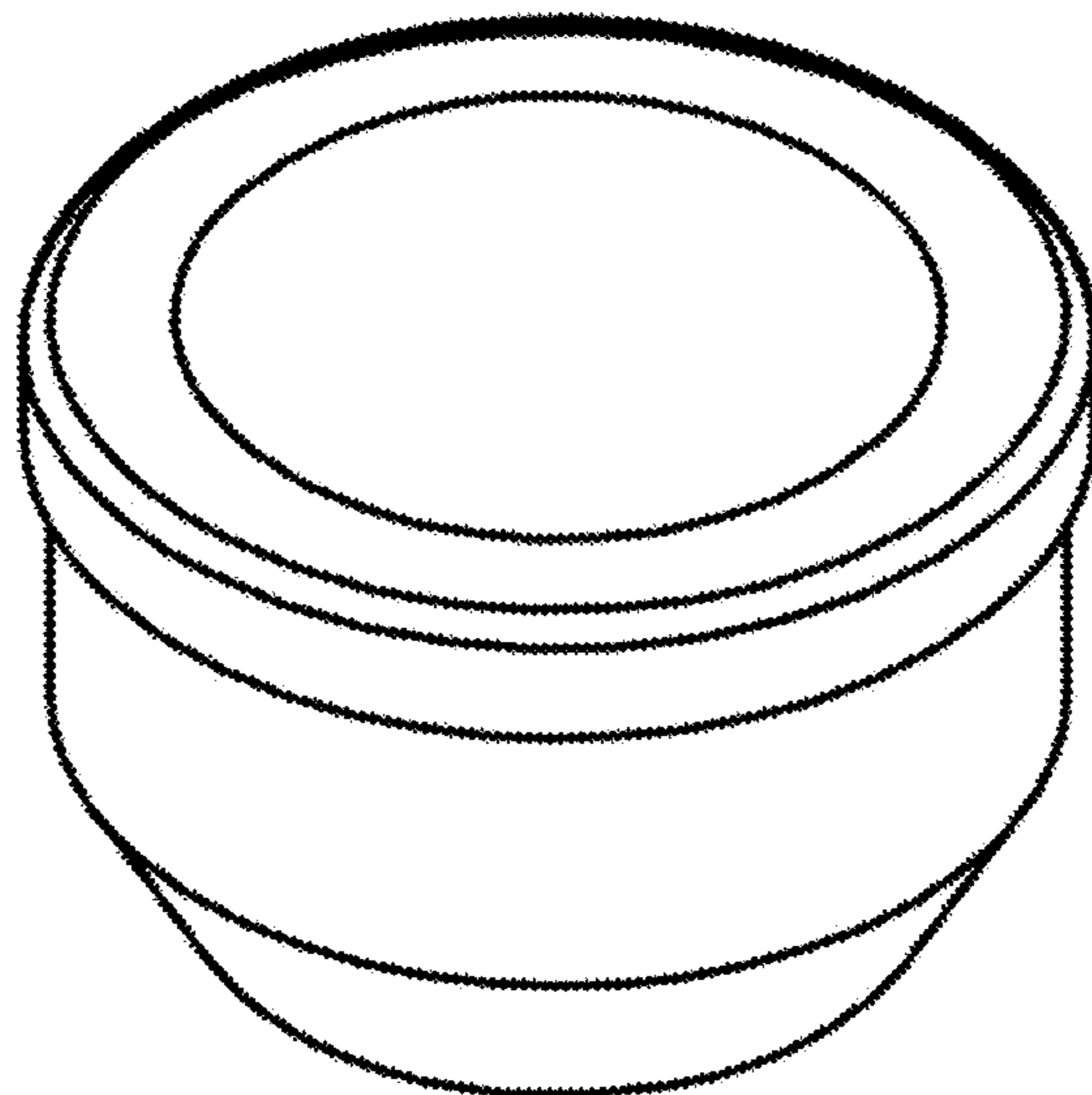
(57) **CLAIM**

The ornamental design for a seal, as shown and described.

DESCRIPTION

1.1 is a perspective view of a seal, showing our new design;
1.2 is a front elevation view thereof;
1.3 is a rear elevation view thereof;
1.4 is a left side elevation view thereof;
1.5 is a right side elevation view thereof;
1.6 is a top view thereof;
1.7 is a bottom view thereof; and
1.8 is a cross-sectional view thereof.

1 Claim, 8 Drawing Sheets



(56)

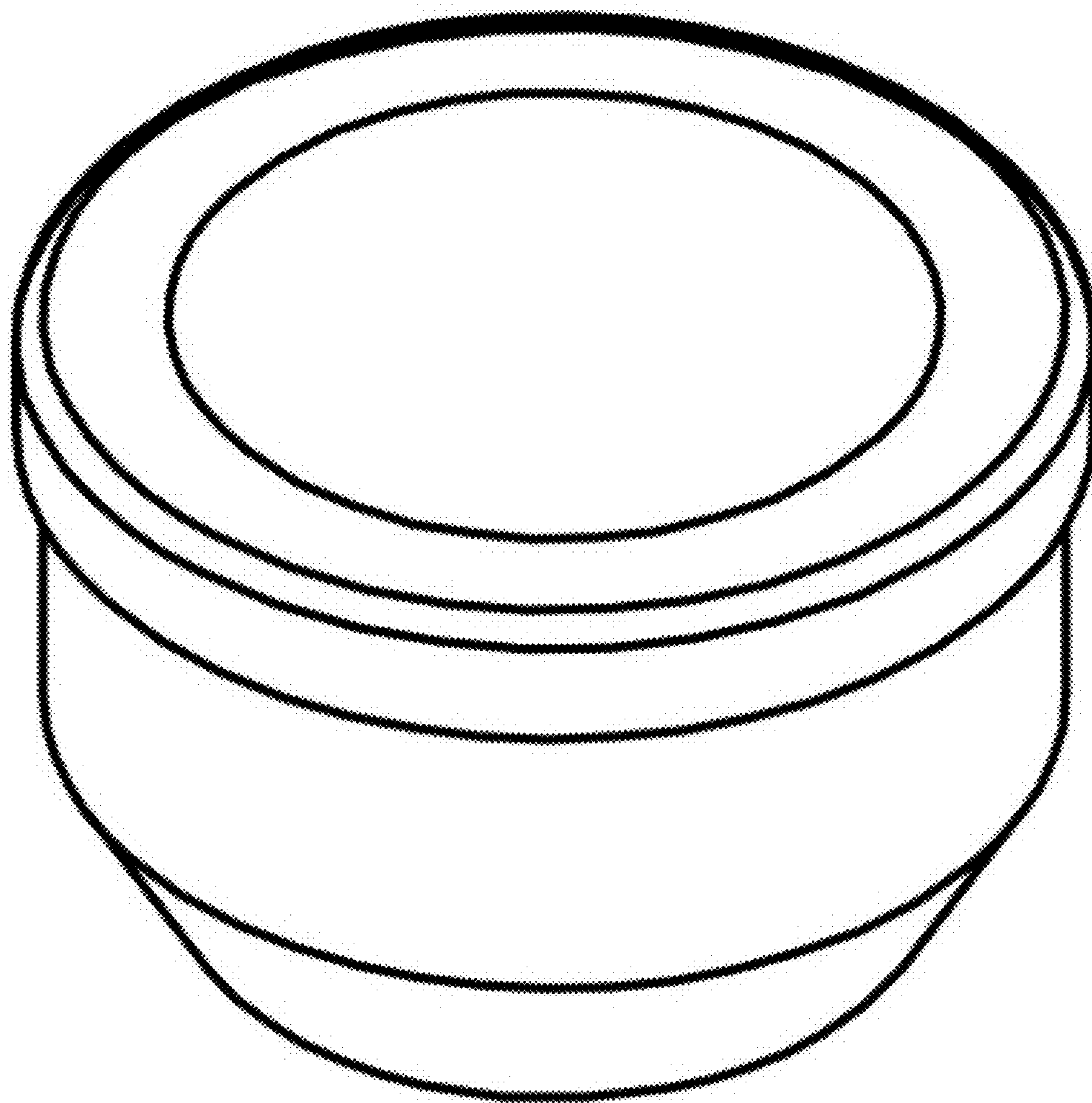
References Cited

FOREIGN PATENT DOCUMENTS


TW	M1519209 U	3/2016
TW	D181453 S	2/2017

* cited by examiner


1.1




1.2




1.3



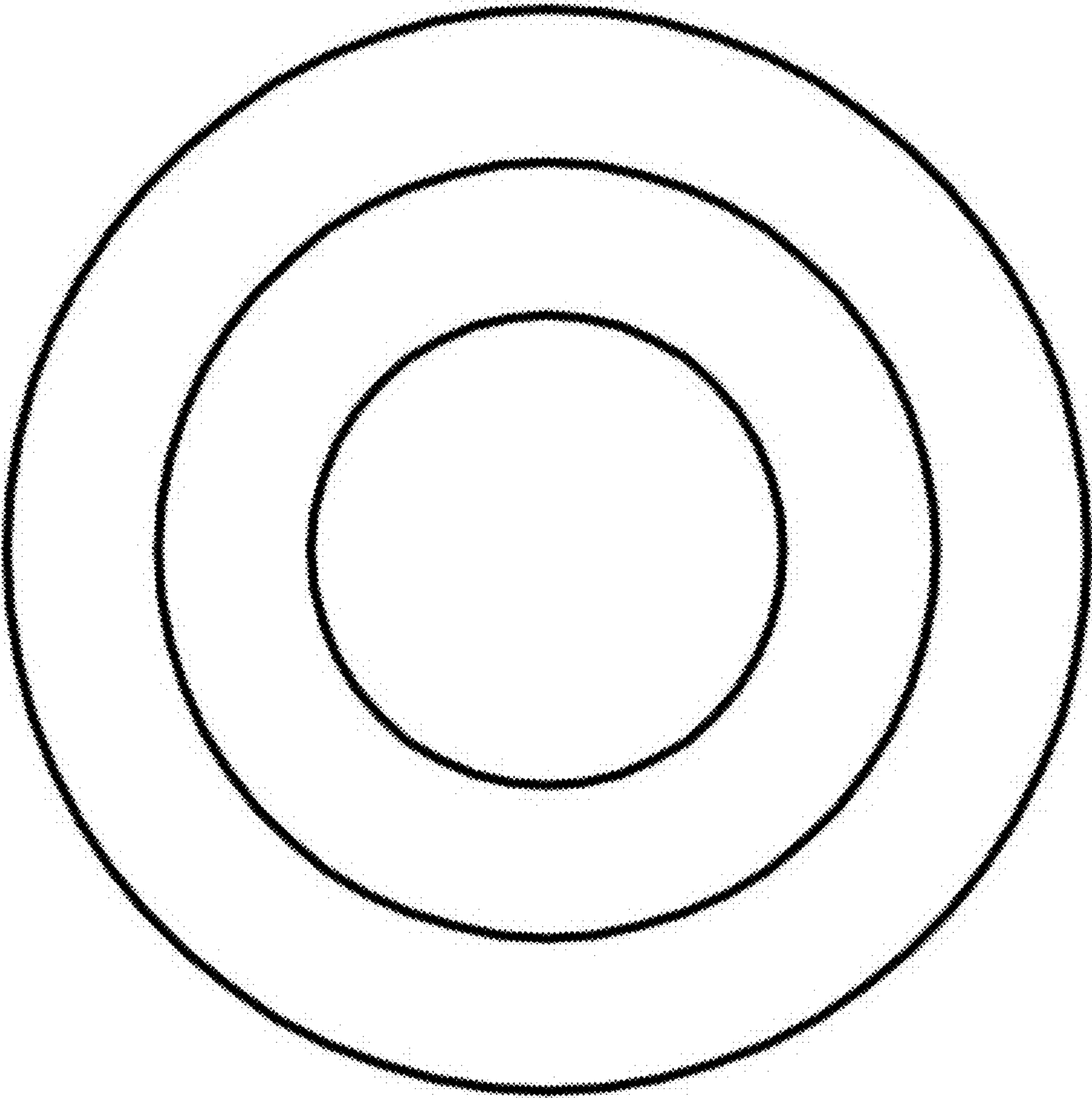
1.4



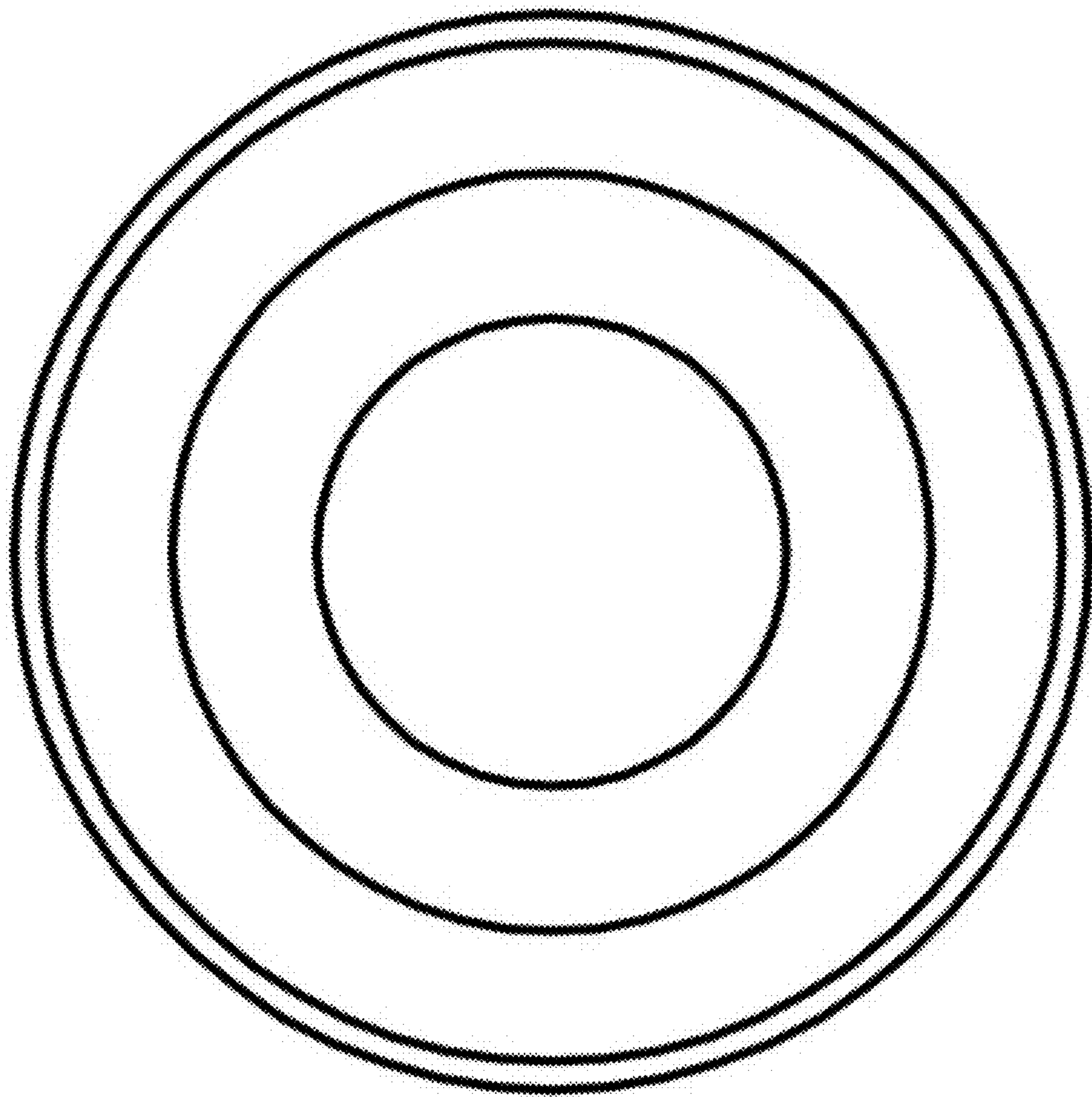
1.5



1.6



1.7



1.8

