



US00D884700S

(12) **United States Design Patent**  
**Shao et al.**

(10) **Patent No.:** **US D884,700 S**

(45) **Date of Patent:** **\*\* May 19, 2020**

- (54) **REMOTE CONTROLLER**
- (71) Applicant: **SHENZHEN GRANDSUN ELECTRONIC CO., LTD**, Shenzhen, Guangdong (CN)
- (72) Inventors: **Wei Shao**, Shenzhen (CN); **Haiquan Wu**, Shenzhen (CN); **Zhanming Lu**, Shenzhen (CN); **Enqin Zhang**, Shenzhen (CN); **Jiugao Peng**, Shenzhen (CN); **Ruiwen Shi**, Shenzhen (CN)
- (73) Assignee: **SHENZHEN GRANDSUN ELECTRONIC CO., LTD.**, Shenzhen, Guangdong (CN)

D506,982 S *	7/2005	Murtaugh	.....	D13/168
D527,712 S *	9/2006	Indio da Costa	.....	D13/168
D540,882 S *	4/2007	Crook	.....	D14/412
D569,814 S *	5/2008	Ikeda	.....	D13/168
D572,206 S *	7/2008	Ikeda	.....	D13/168
D688,232 S *	8/2013	Zhang	.....	D14/218
D697,057 S *	1/2014	Kwon	.....	D14/218
D776,640 S *	1/2017	Simonian	.....	D14/218
D797,743 S *	9/2017	Awad	.....	D14/412
D805,484 S *	12/2017	Bristol	.....	D13/168
D820,263 S *	6/2018	Rebello	.....	D14/426
D828,337 S *	9/2018	Li	.....	D14/218
D844,608 S *	4/2019	Chen	.....	D14/388
D856,979 S *	8/2019	Seo	.....	D14/218
10,534,447 B2 *	1/2020	Li	.....	G06F 3/016
2017/0135236 A1 *	5/2017	Tompkins	.....	H05K 5/0221

\* cited by examiner

(\*\*) Term: **15 Years**

*Primary Examiner* — John Windmuller

(21) Appl. No.: **29/681,916**

(74) *Attorney, Agent, or Firm* — Conley Rose, P.C.; Grant Rodolph

(22) Filed: **Feb. 28, 2019**

(30) **Foreign Application Priority Data**

Aug. 30, 2018 (CN) ..... 2018 3 0486985

(51) **LOC (12) Cl.** ..... **14-03**

(52) **U.S. Cl.**  
USPC ..... **D14/412; D13/168; D21/333**

(58) **Field of Classification Search**  
USPC ..... D14/218, 412; D13/168; D21/333  
CPC .. A47C 31/008; A61G 13/02; G07C 9/00944;  
G08C 17/00; G08C 17/02; H04B 1/202;  
H01H 9/02; H01H 9/0214; H01H 9/0235;  
H01H 9/0242  
See application file for complete search history.

(56) **References Cited**

**U.S. PATENT DOCUMENTS**

D368,475 S *	4/1996	Scott	.....	D14/218
D502,929 S *	3/2005	Copeland	.....	D13/168

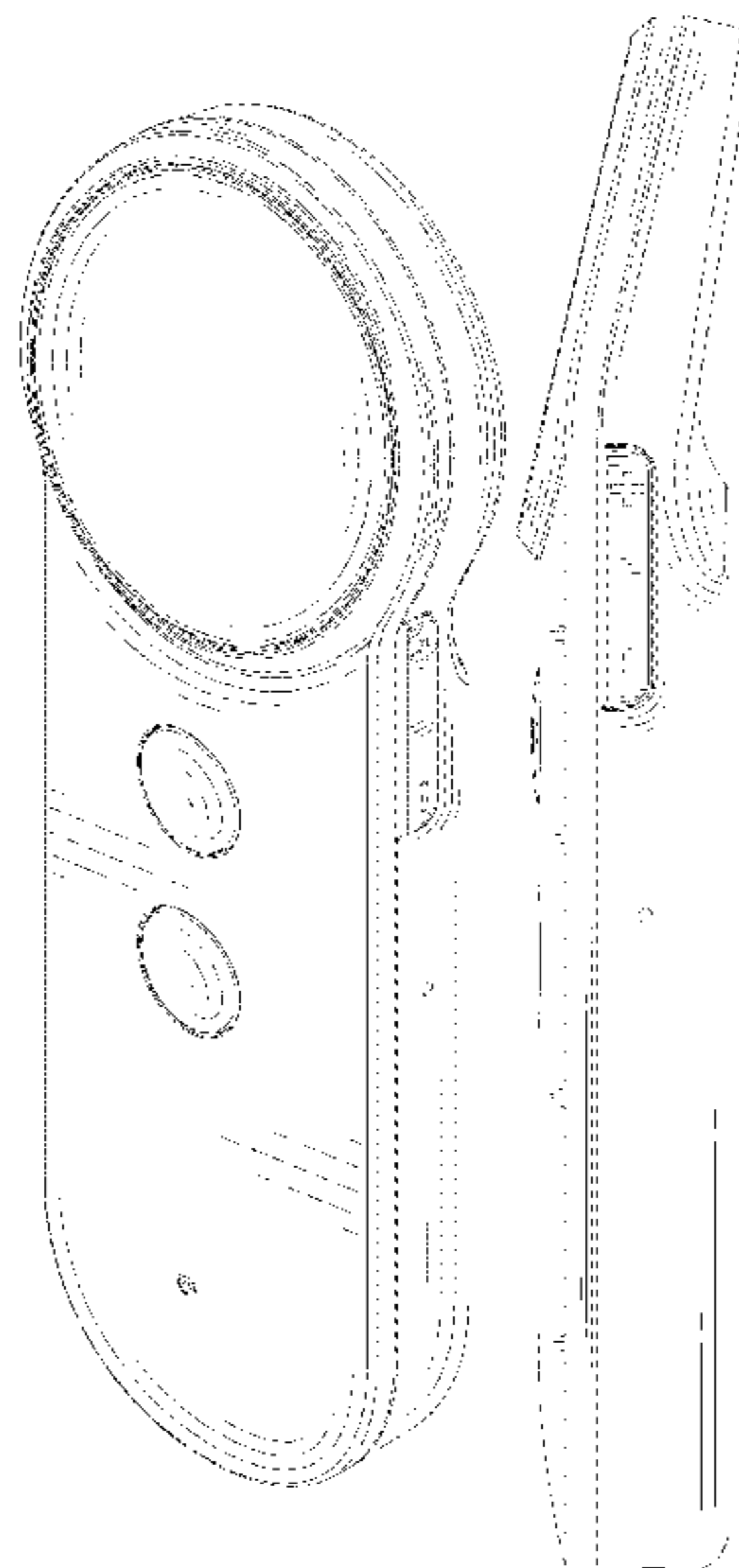
(57) **CLAIM**

The ornamental design for a remote controller, as shown and described.

**DESCRIPTION**

FIG. 1 is a first perspective view of a remote controller;  
FIG. 2 is a front view thereof;  
FIG. 3 is rear view thereof;  
FIG. 4 is a left side view thereof;  
FIG. 5 is a right side view thereof;  
FIG. 6 is a top view thereof; and,  
FIG. 7 is a bottom view thereof.  
The broken lines in the drawings depict portions of the remote controller that form no part of the claimed design.

**1 Claim, 7 Drawing Sheets**



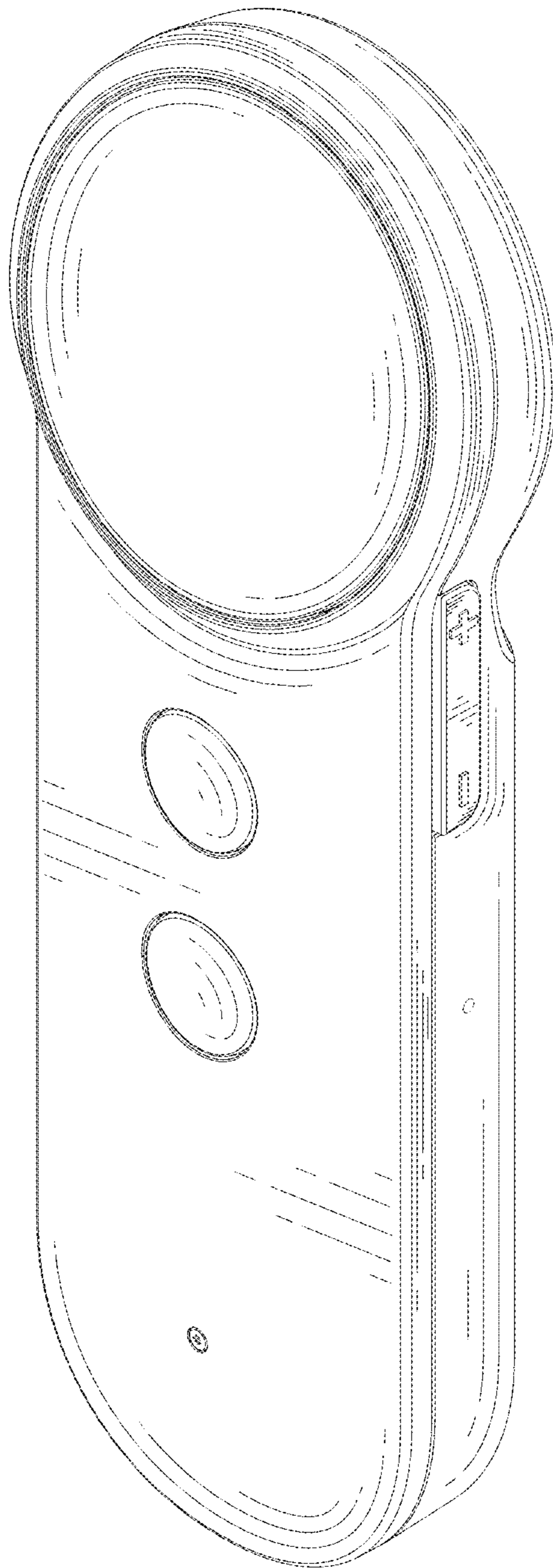


FIG.1

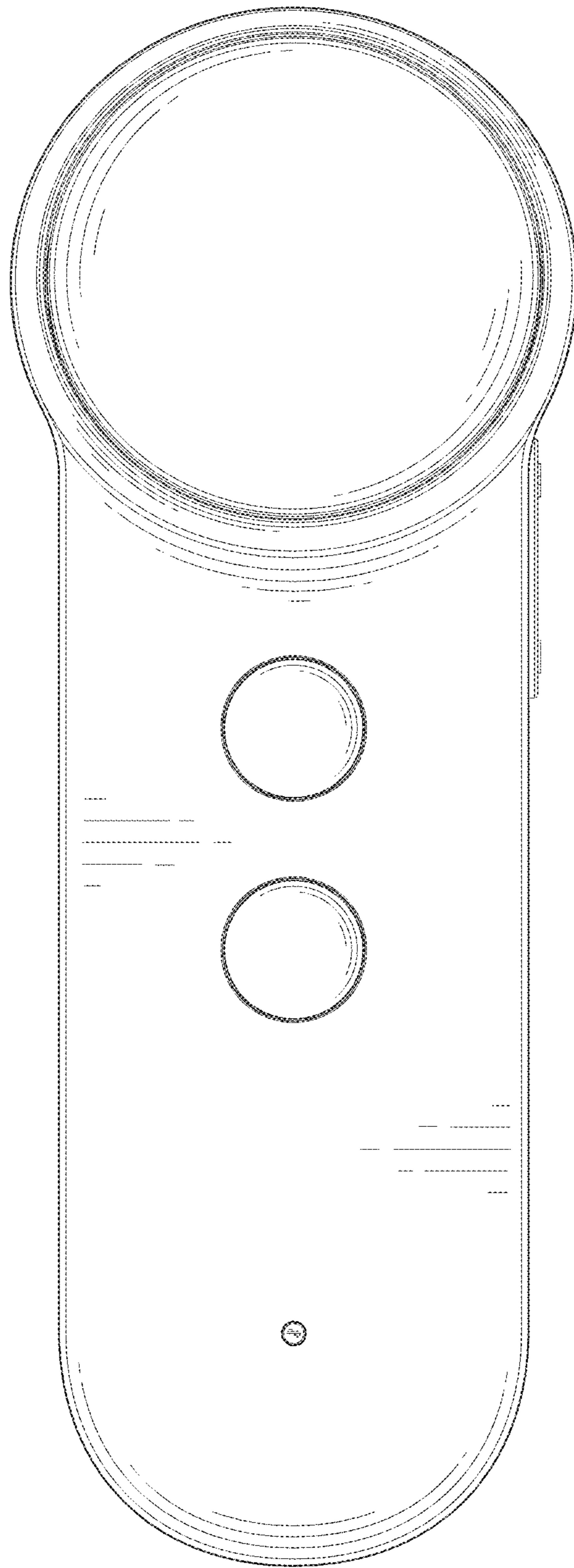


FIG. 2

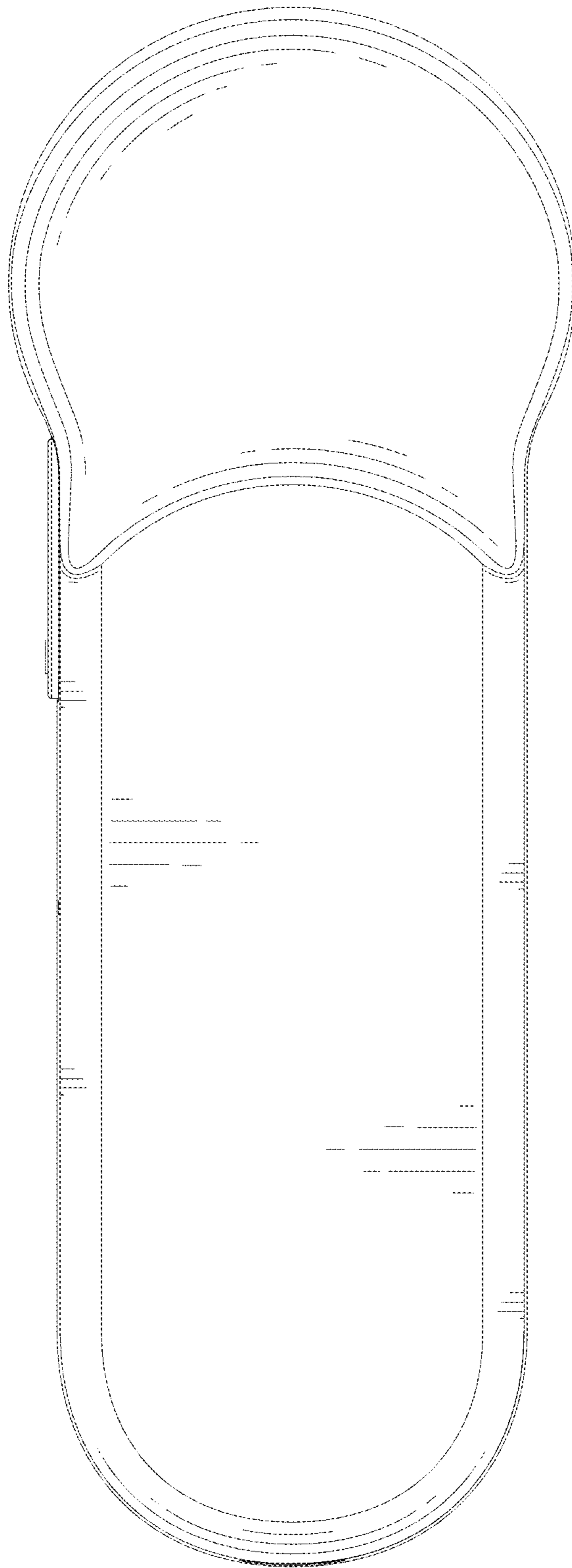


FIG. 3

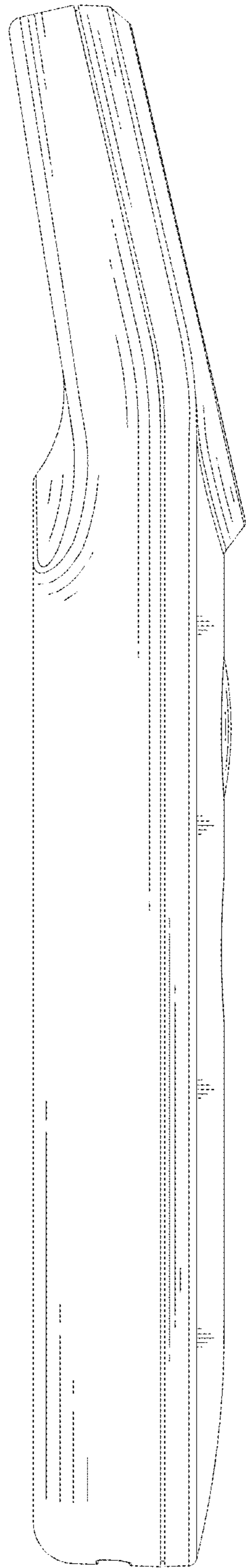


FIG. 4

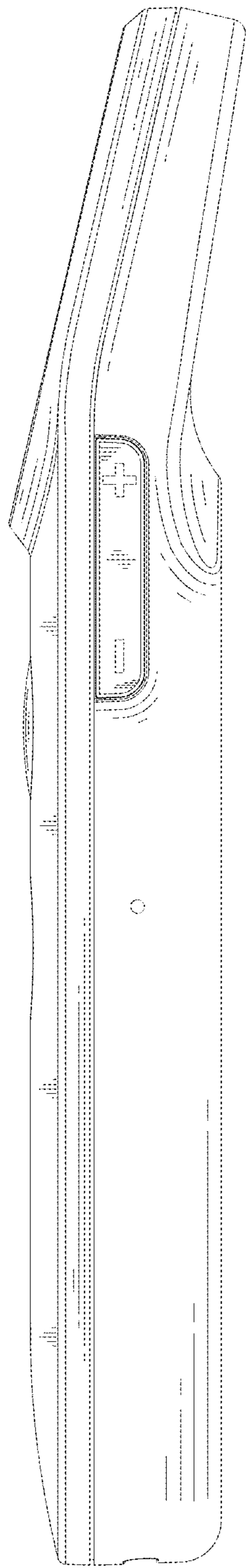


FIG. 5

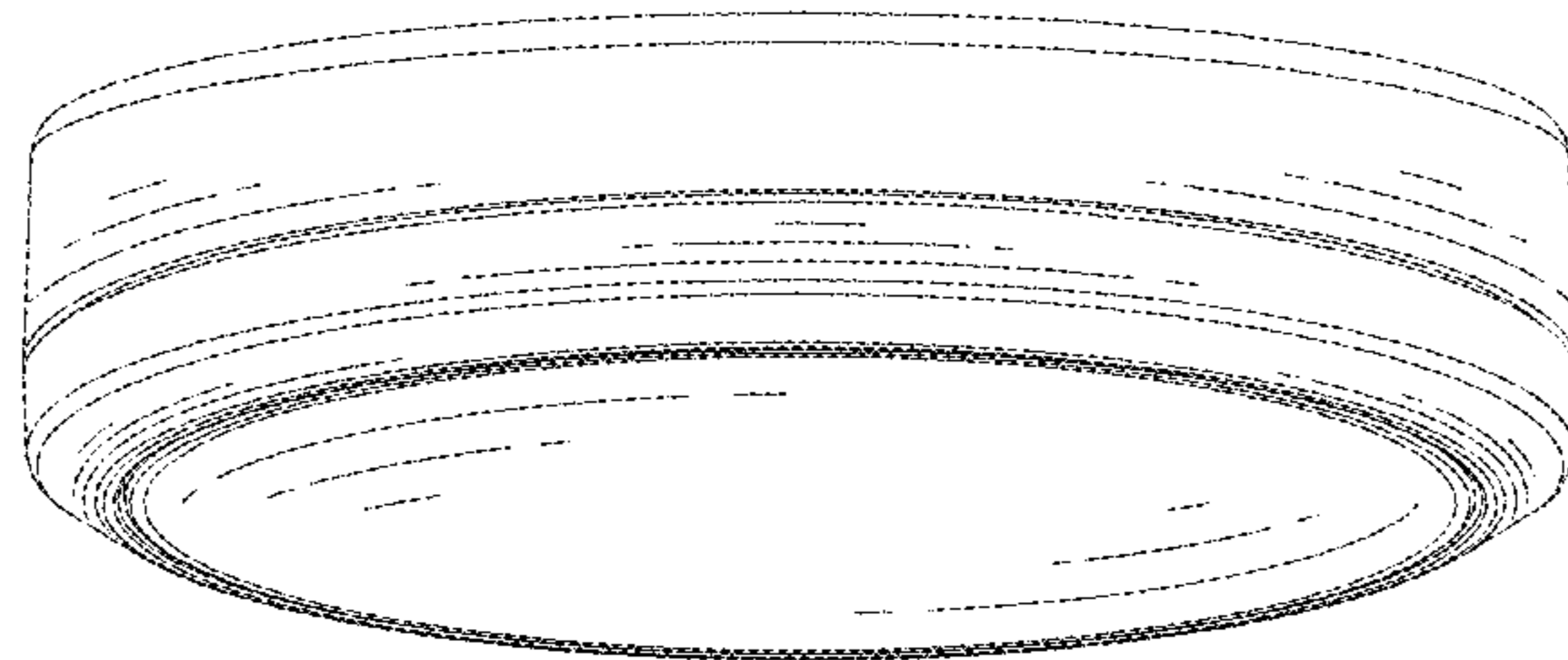


FIG.6

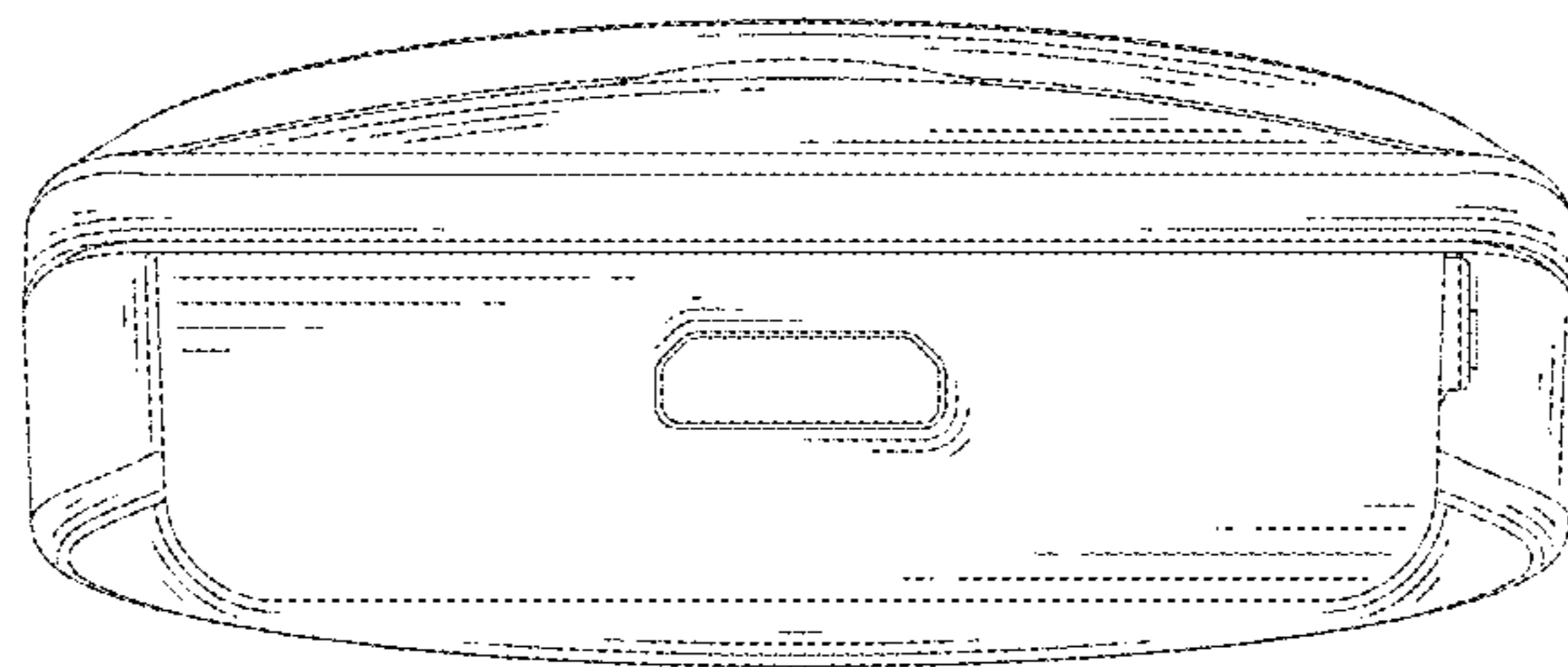


FIG. 7