



US00D884680S

(12) **United States Design Patent**
Li

(10) **Patent No.:** **US D884,680 S**

(45) **Date of Patent:** **** May 19, 2020**

(54) **EARPHONE**

(71) Applicant: **ETEN ELECTRONICS LIMITED,**
Sacramento, CA (US)

(72) Inventor: **Jia Li,** Guangxi (CN)

(73) Assignee: **ETEN ELECTRONICS LIMITED,**
Sacramento, CA (US)

(**) Term: **15 Years**

(21) Appl. No.: **29/667,674**

(22) Filed: **Oct. 24, 2018**

(30) **Foreign Application Priority Data**

Jul. 16, 2018 (CN) 2018 3 0381156

(51) **LOC (12) Cl.** **14-01**

(52) **U.S. Cl.**

USPC **D14/223**

(58) **Field of Classification Search**

USPC D14/223, 205; D24/174; 128/864, 865,
128/866; 181/129, 130, 135; 379/430,
379/431; 381/380, 381, 328, 323;
455/90.3, 575.1, 569.1

CPC H04R 1/10; H04R 25/00; H04R 1/1016;
H04R 1/1066; H04R 5/033; H04R
5/0335; H04R 1/105; A61F 11/08; A61F
11/10

See application file for complete search history.

(56) **References Cited**

U.S. PATENT DOCUMENTS

2,325,590 A * 7/1943 Carlisle H04R 11/06
381/328
D141,071 S * 5/1945 Hechler D24/174
2,719,523 A * 10/1955 Von Gierke A61F 11/10
128/864
2,787,670 A * 4/1957 Rowland H04R 25/652
381/324

2,804,932 A * 9/1957 Bedard H04R 25/652
181/132
3,047,089 A * 7/1962 Zwislocki A61F 11/08
181/135
D213,448 S * 3/1969 Giller D24/174
D266,590 S * 10/1982 Bennett D24/174
4,471,490 A * 9/1984 Bellafiore H04R 25/65
29/460
4,702,238 A * 10/1987 Scott A61F 11/08
128/867
D338,530 S * 8/1993 Oberlander D24/174
5,298,692 A * 3/1994 Ikeda H04R 1/1016
181/135
5,303,305 A * 4/1994 Raimo H02J 7/355
136/291
D468,300 S * 1/2003 Boesen D14/223
(Continued)

FOREIGN PATENT DOCUMENTS

JP D1324510 * 2/2008

Primary Examiner — Paula Allen Greene

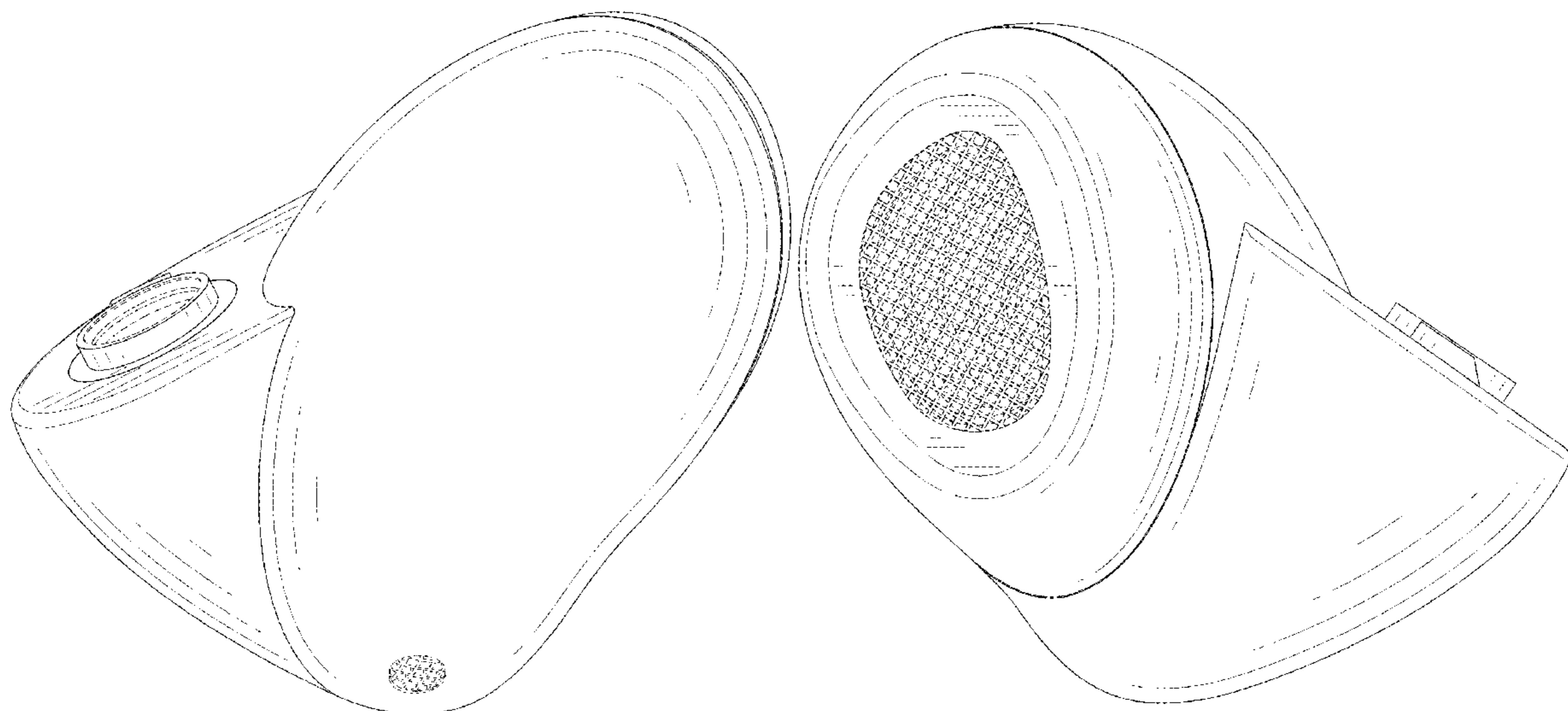
(57) **CLAIM**

The ornamental design for an earphone, as shown and described.

DESCRIPTION

FIG. 1 is a top, front and left side perspective view of an earphone showing my new design;
FIG. 2 is a front elevational view thereof;
FIG. 3 is a rear elevational view thereof;
FIG. 4 is a left side view thereof;
FIG. 5 is a right side view thereof;
FIG. 6 is a top plan view thereof; and,
FIG. 7 is a bottom plan view thereof.
The broken lines in FIGS. 1, 2, 3 and 7 depicting the surfaces below the screen represent environmental subject matter only and form no part of the claimed design.
The other broken lines in the drawings illustrate portions of the earphone which form no part of the claimed design.

1 Claim, 7 Drawing Sheets



(56)

References Cited

U.S. PATENT DOCUMENTS

D494,956	S	*	8/2004	Sabick	D14/142
D519,103	S	*	4/2006	Sabick	D14/205
D527,377	S	*	8/2006	Darbut	D14/223
D532,770	S	*	11/2006	Engstrom	D14/205
D550,657	S	*	9/2007	Gan	D14/223
D557,253	S	*	12/2007	Engstrom	D14/205
D557,254	S	*	12/2007	Engstrom	D14/205
D563,945	S	*	3/2008	Johns	D14/205
D565,022	S	*	3/2008	Belliveau	D14/205
D575,767	S	*	8/2008	Lee	D14/205
D622,265	S	*	8/2010	Rye	D14/223
7,965,855	B1	*	6/2011	Ham	H04R 1/1091 181/130
D666,581	S	*	9/2012	Perez	D14/223
8,776,801	B2	*	7/2014	McIntosh	A61F 11/08 128/864
D721,354	S	*	1/2015	Thompson	D14/223
D735,169	S	*	7/2015	Shieh	D14/223
D740,786	S	*	10/2015	Huang	D14/205
D783,578	S	*	4/2017	Bristol	D14/223
D794,614	S	*	8/2017	Xu	D14/223
D801,951	S	*	11/2017	Bao	D14/223
D808,934	S	*	1/2018	Tang	D14/223
D852,171	S	*	6/2019	Cai	D14/223
D858,488	S	*	9/2019	Zheng	D14/223
2018/0035192	A1	*	2/2018	Houle	H04R 1/1016

* cited by examiner

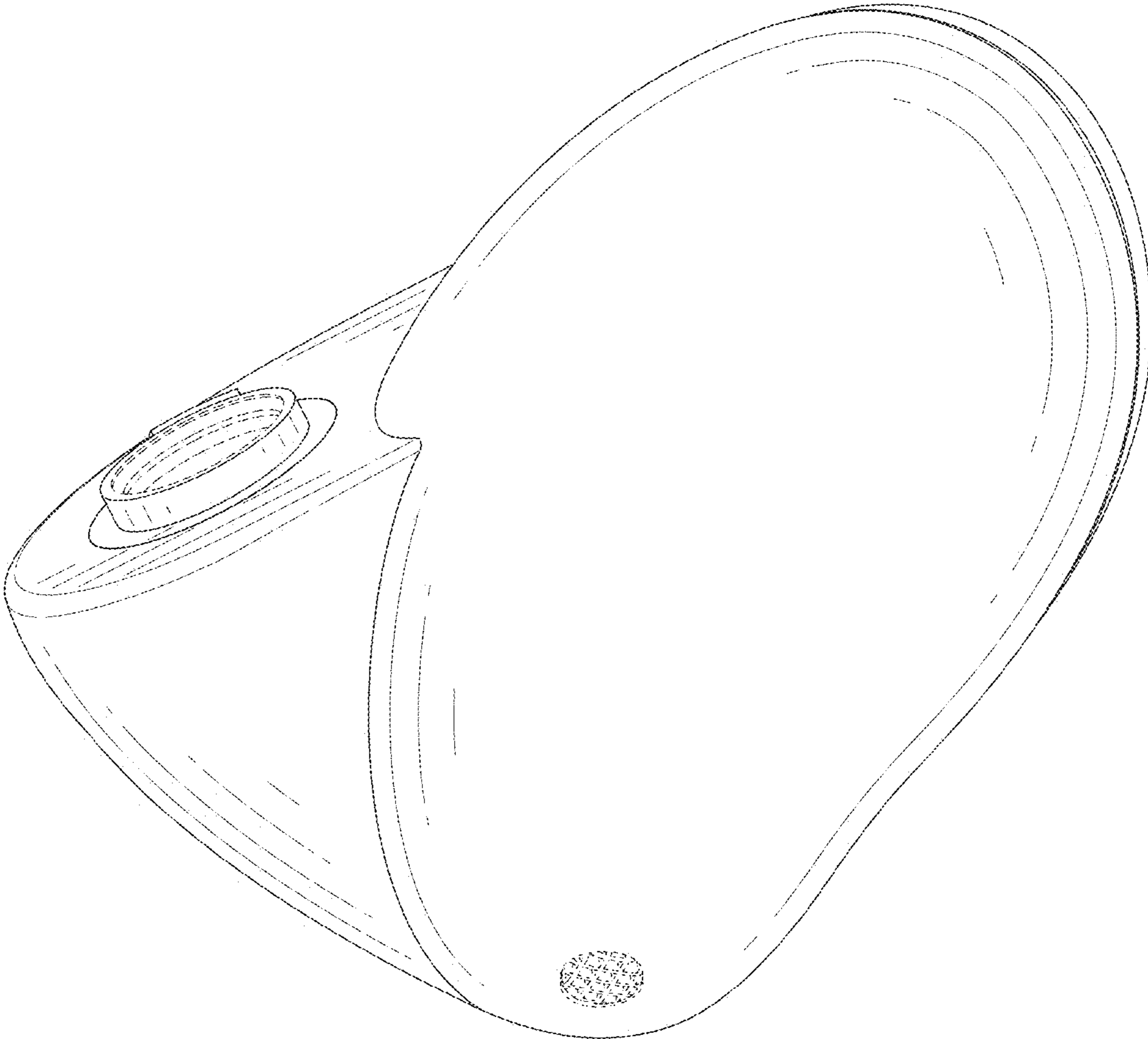


FIG. 1

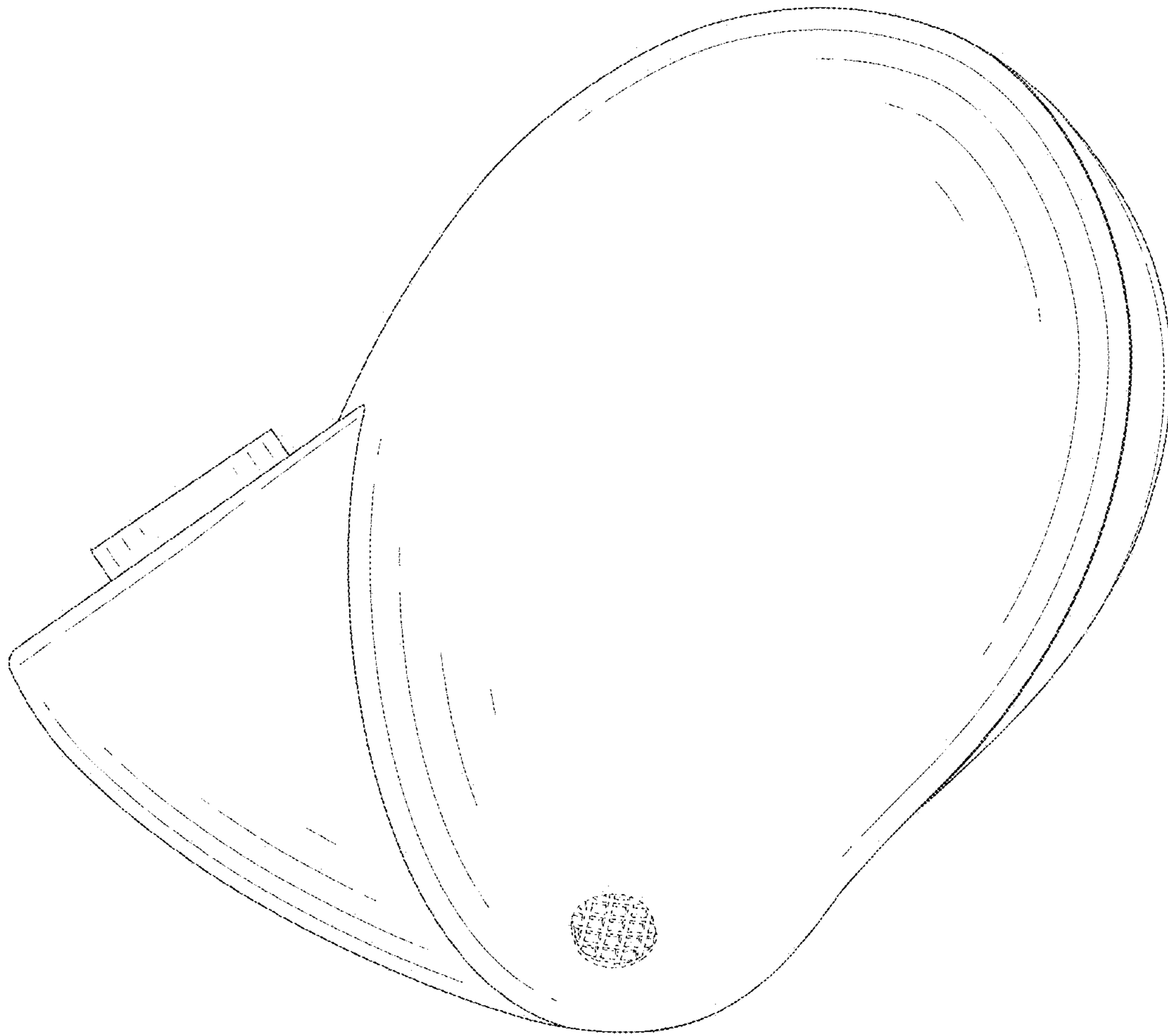


FIG. 2

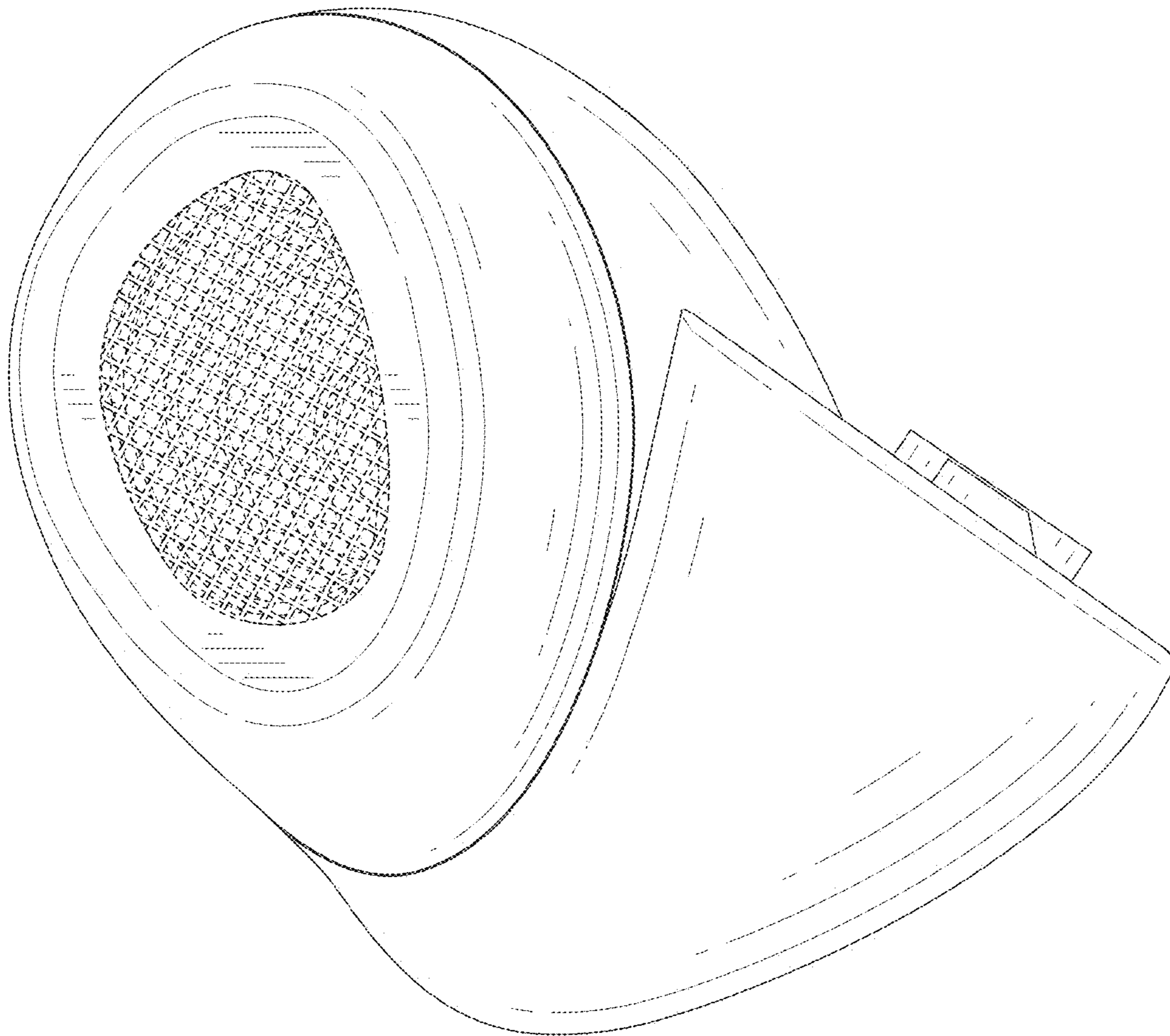


FIG. 3

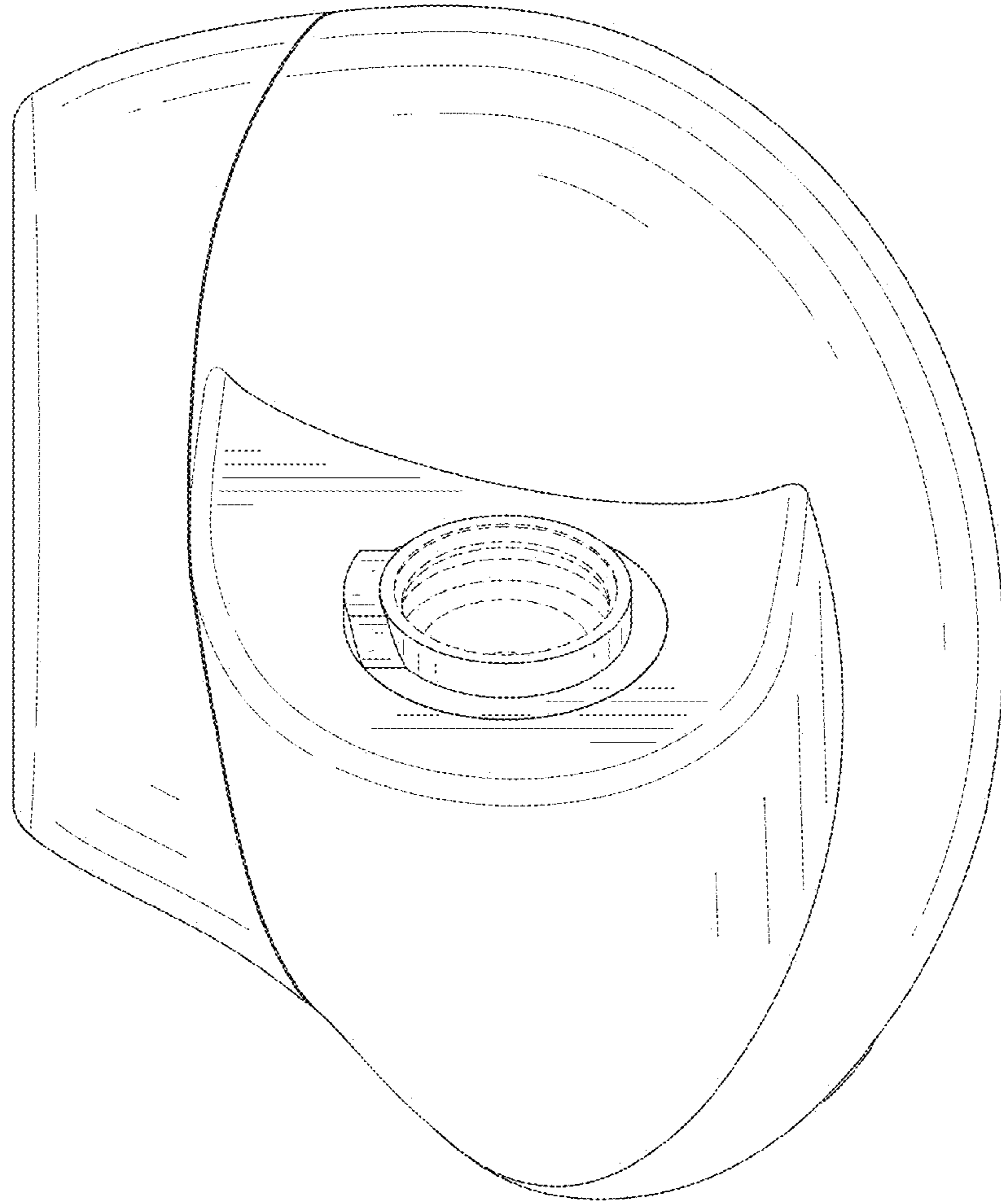


FIG. 4

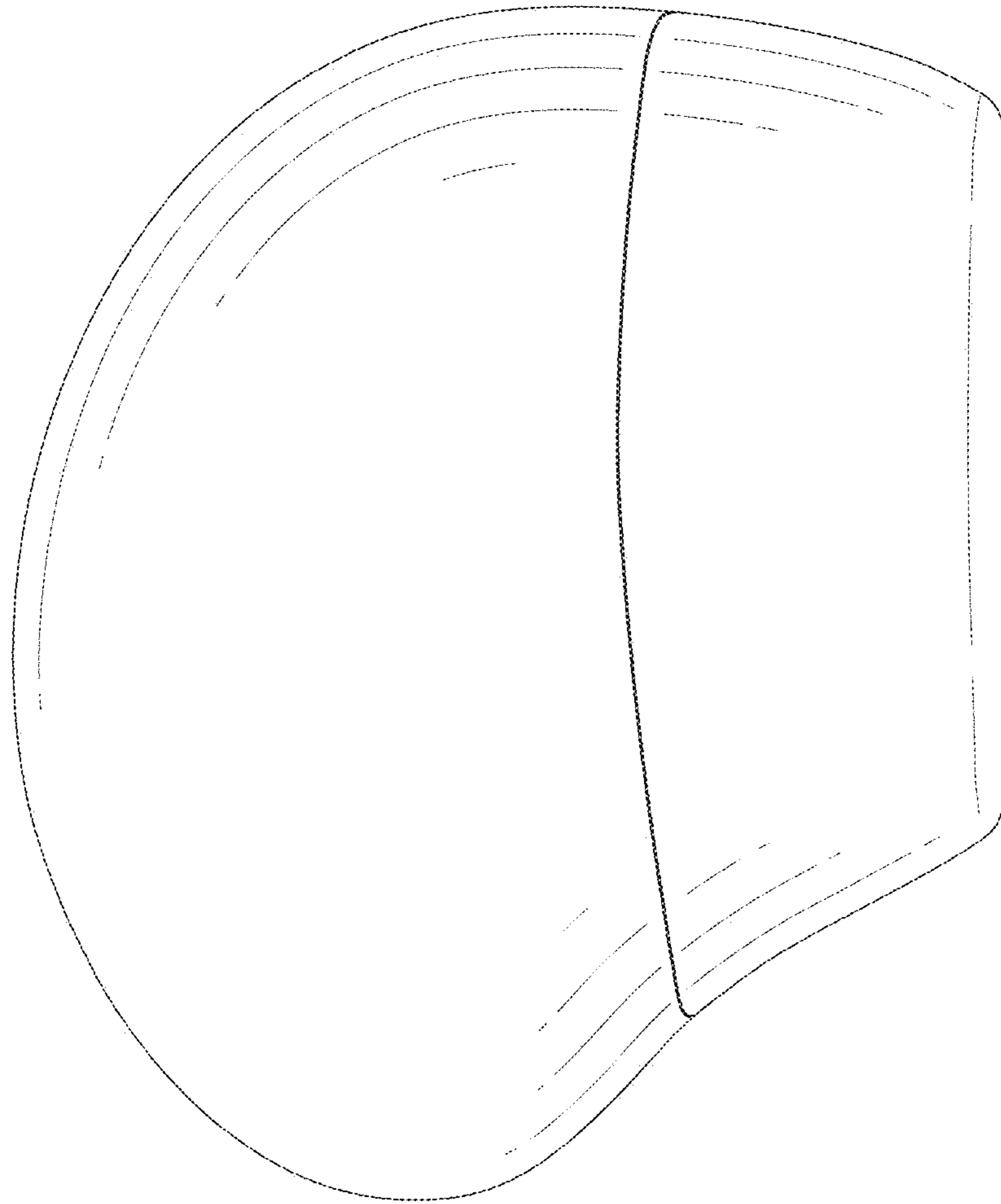


FIG. 5

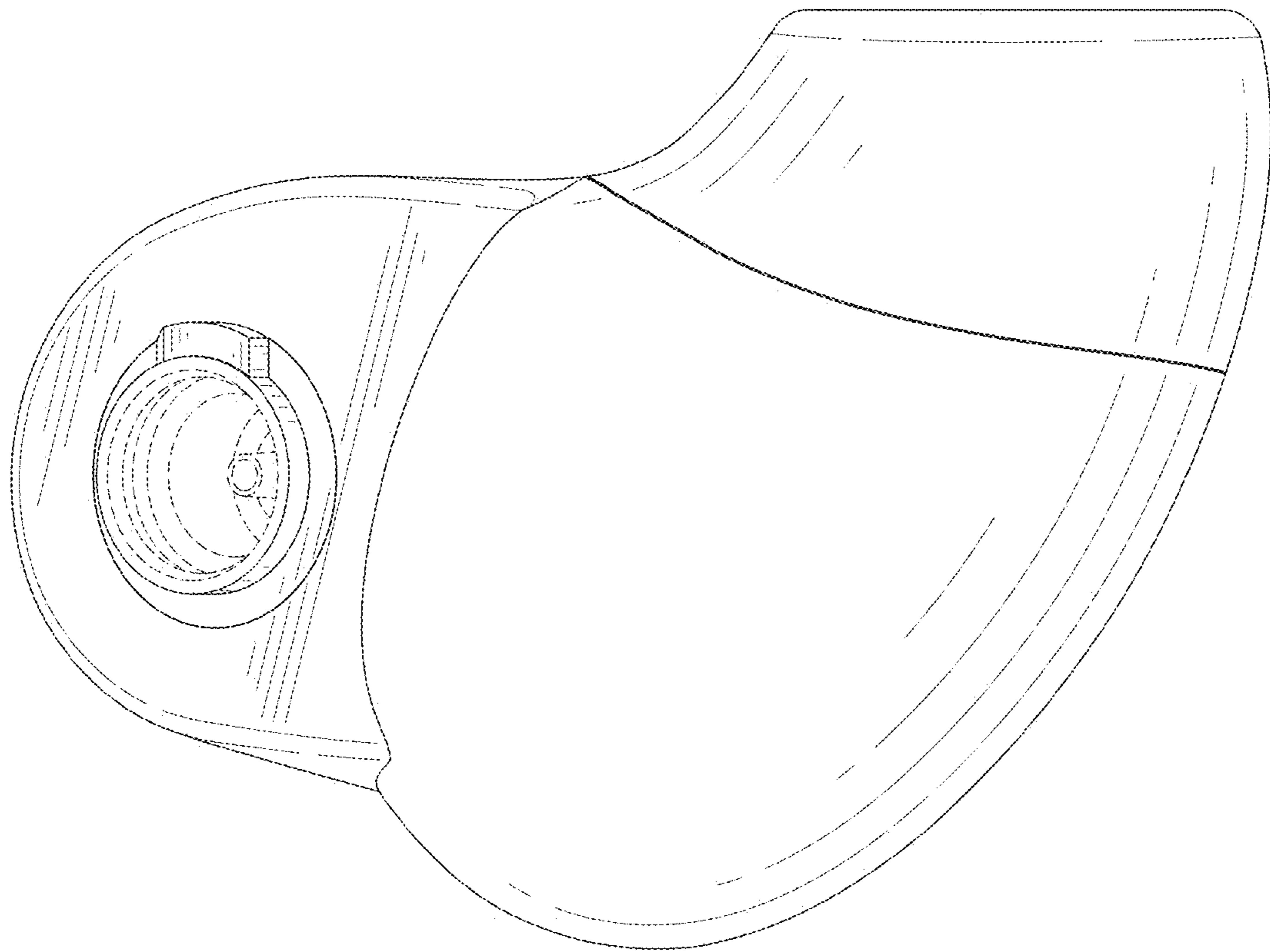


FIG. 6

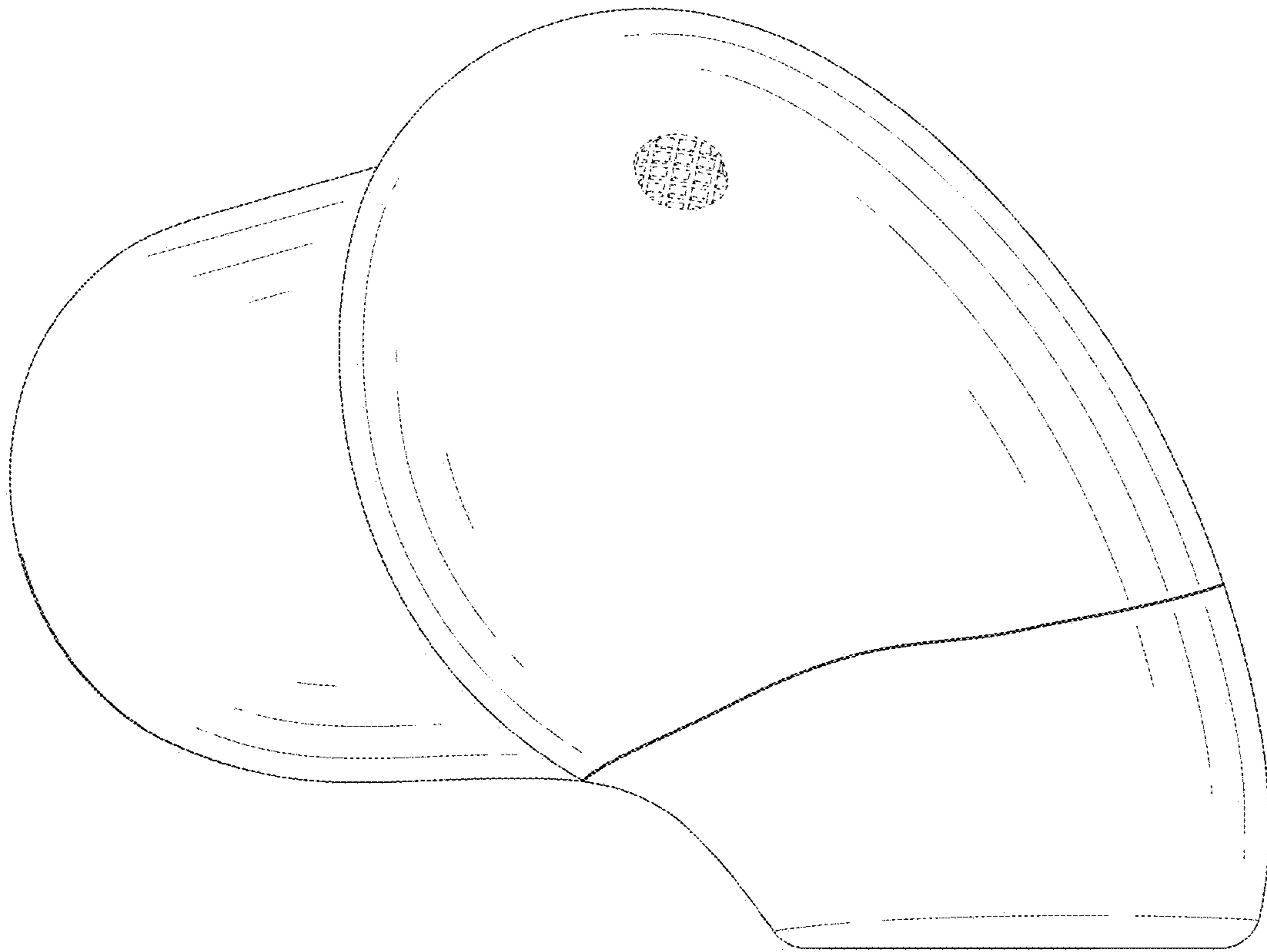


FIG. 7