



US00D884645S

(12) **United States Design Patent**
Fukuyama

(10) **Patent No.:** **US D884,645 S**

(45) **Date of Patent:** **** May 19, 2020**

(54) **CHARGING CONNECTOR FOR AN
AUTOMOBILE**

(71) Applicant: **SUMITOMO WIRING SYSTEMS,
LTD.**, Yokkaichi-shi, Mie-ken (JP)

(72) Inventor: **Kyoko Fukuyama**, Yokkaichi (JP)

(73) Assignee: **SUMITOMO WIRING SYSTEMS,
LTD.**, Yokkaichi-Shi, Mie-Ken (JP)

(**) Term: **15 Years**

(21) Appl. No.: **29/649,752**

(22) Filed: **Jun. 1, 2018**

(30) **Foreign Application Priority Data**

Dec. 5, 2017 (JP) 2017-027113

(51) **LOC (12) Cl.** **13-03**

(52) **U.S. Cl.**
USPC **D13/146**

(58) **Field of Classification Search**
USPC D13/133, 146, 147, 123, 137.1-139.8,
D13/154

CPC H01R 13/4532; H01R 13/6272; H01R
2201/26

See application file for complete search history.

(56) **References Cited**

U.S. PATENT DOCUMENTS

D634,709 S *	3/2011	Ichio	D13/119
D636,334 S *	4/2011	Kato	D13/119
D663,692 S *	7/2012	Sebald	D13/133
D667,379 S *	9/2012	Fukushima	D13/133
D669,033 S *	10/2012	Senk	D13/133
D677,632 S *	3/2013	Riddle	D13/133
8,568,155 B2 *	10/2013	Sebald	H01R 13/5227 439/304

D700,143 S *	2/2014	Ichio	D13/120
D702,641 S *	4/2014	Ichio	D13/146
D702,649 S *	4/2014	Ichio	D13/146
D714,225 S *	9/2014	Ichio	D13/146
2012/0171900 A1 *	7/2012	Sebald	H01R 13/5227 439/626
2016/0344131 A1 *	11/2016	Kanamori	H01R 13/4532

FOREIGN PATENT DOCUMENTS

JP	D1611310	*	8/2018
JP	D1611311	*	8/2018

* cited by examiner

Primary Examiner — Bridget L Eland

(74) *Attorney, Agent, or Firm* — Grogan, Tuccillo &
Vanderleeden, LLP

(57) **CLAIM**

The ornamental design for a charging connector for an automobile, as shown and described.

DESCRIPTION

FIG. 1 is a perspective view of a charging connector for an automobile showing my new design; FIG. 2 is a front view thereof, the rear view being a mirror image of FIG. 2; FIG. 3 is a top plan view thereof; FIG. 4 is a bottom plan view thereof; FIG. 5 is a right side view thereof; and, FIG. 6 is a left side view thereof.

The short-dash long-dash broken line represents the bounds of the claimed design and forms no part of the claimed design. The evenly spaced broken lines shown in the views are included for the purpose of illustrating portions of the charging connector for an automobile that form no part of the claimed design.

1 Claim, 6 Drawing Sheets

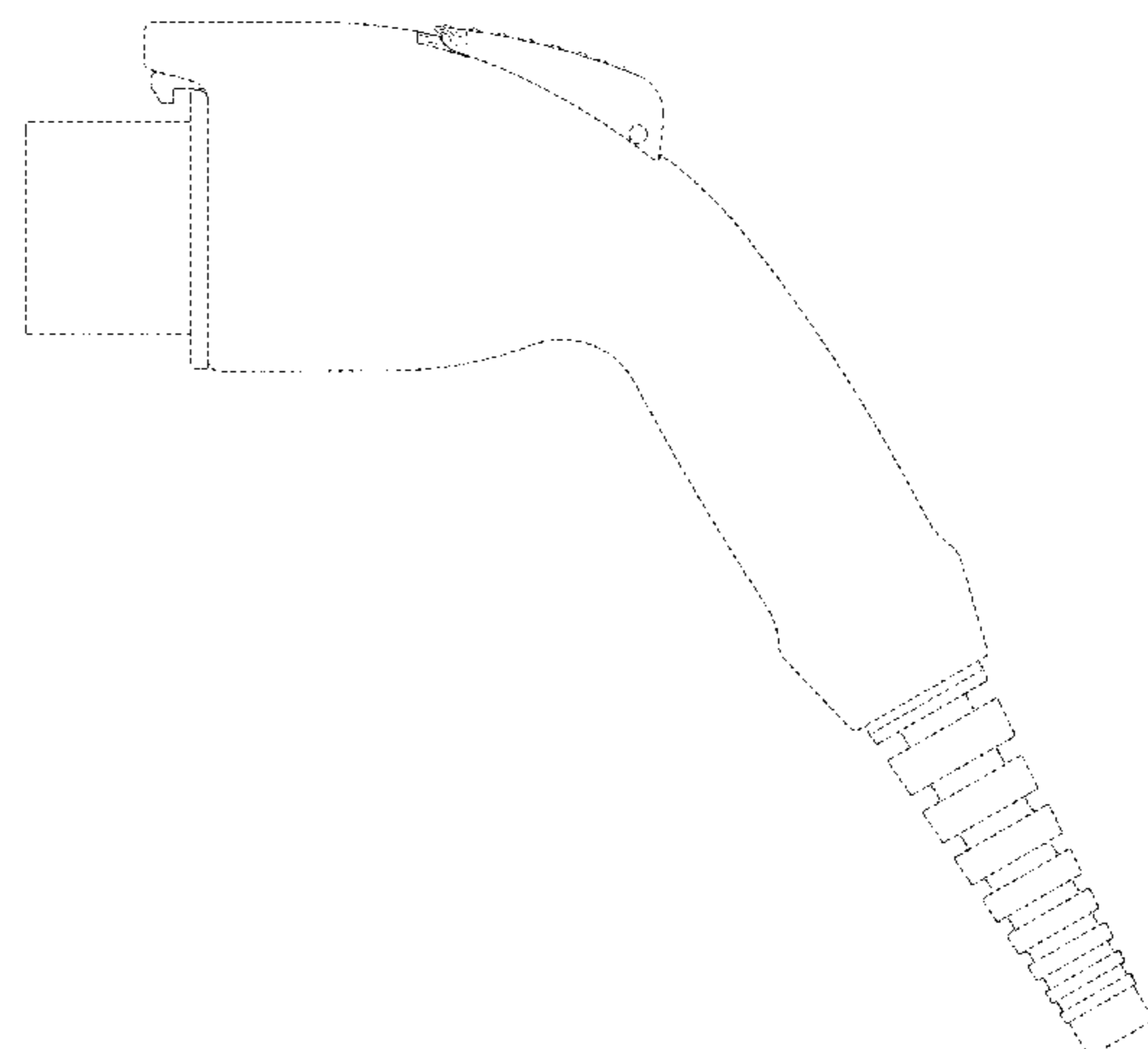
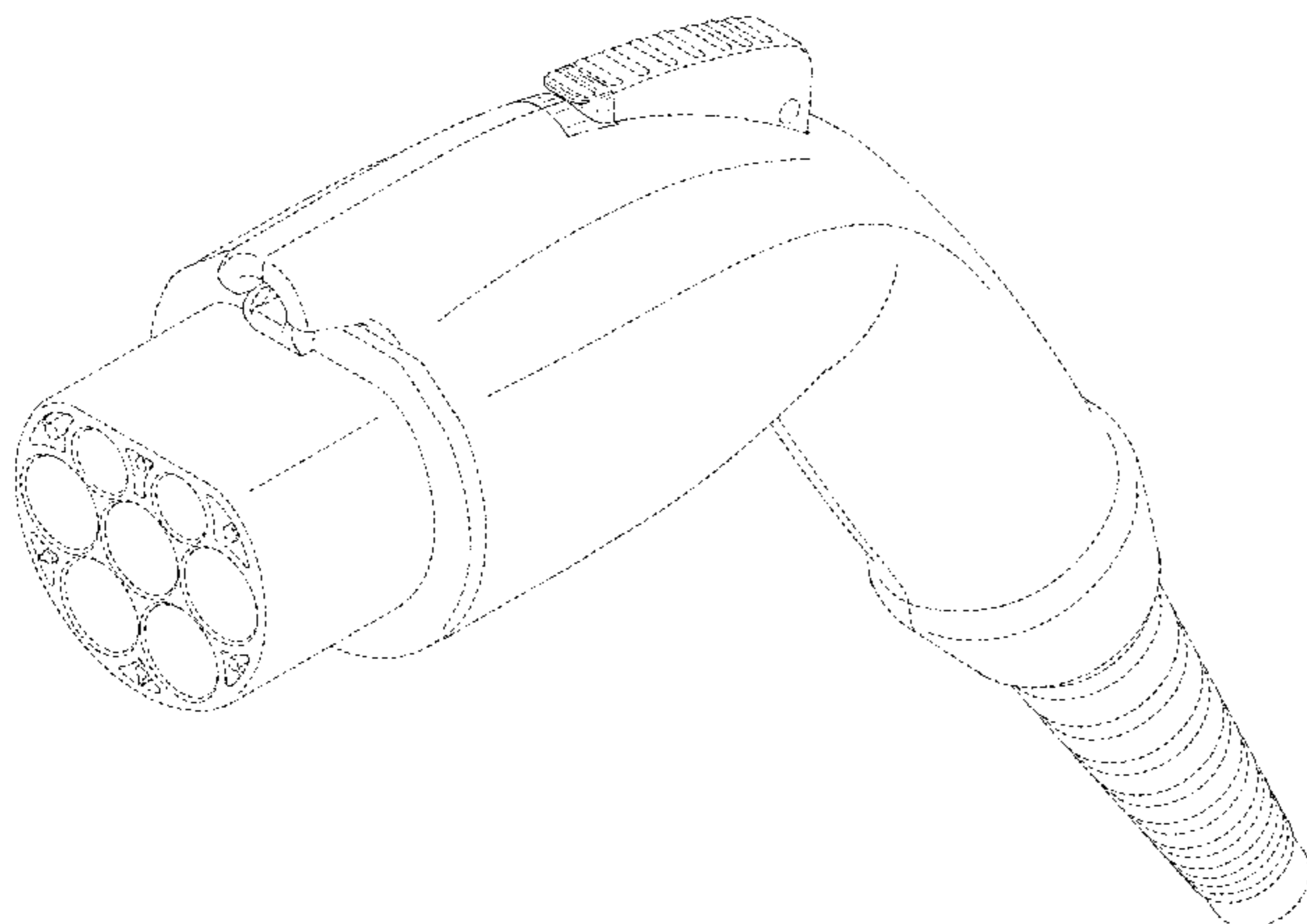
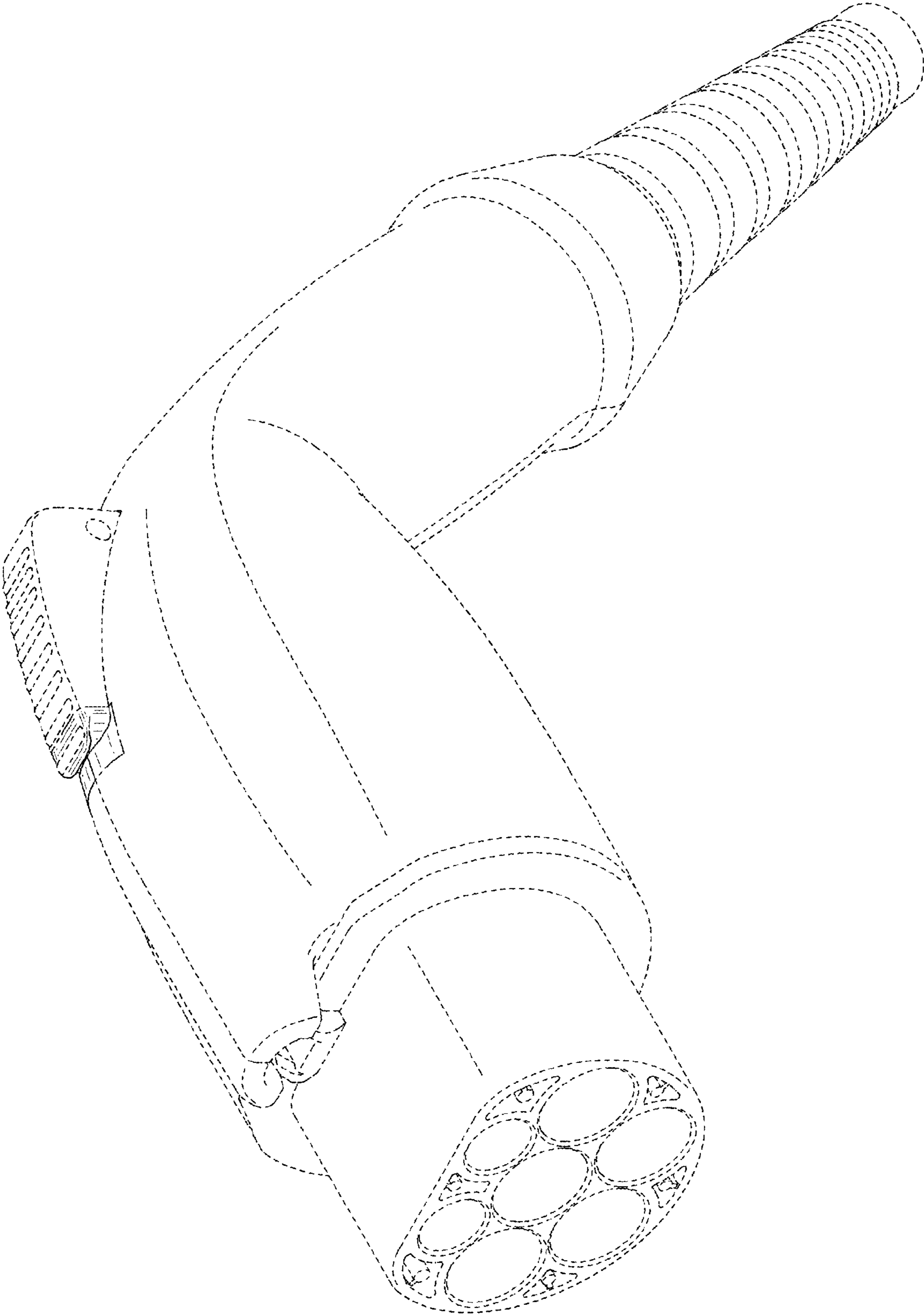


FIG.1



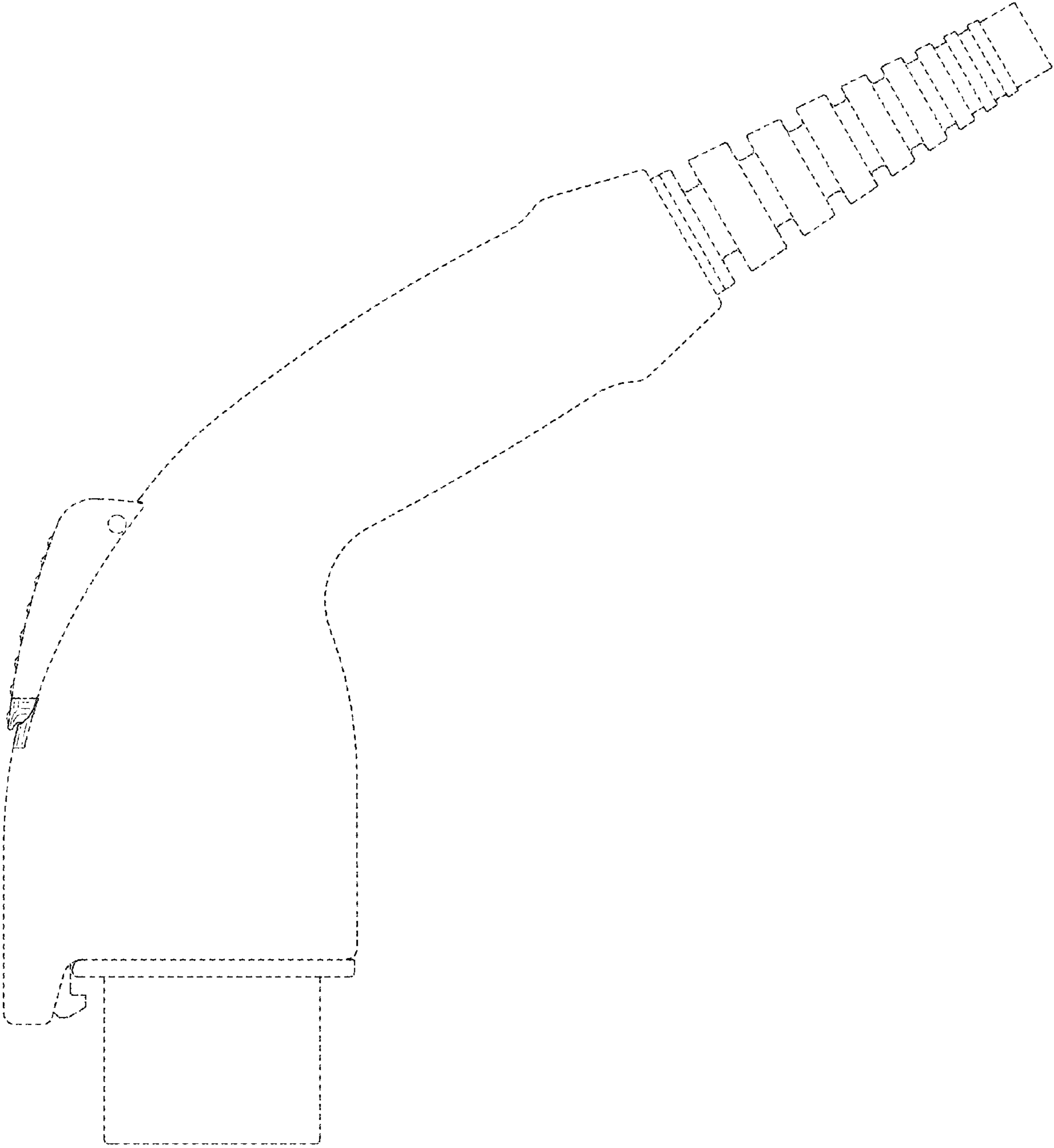


FIG.2

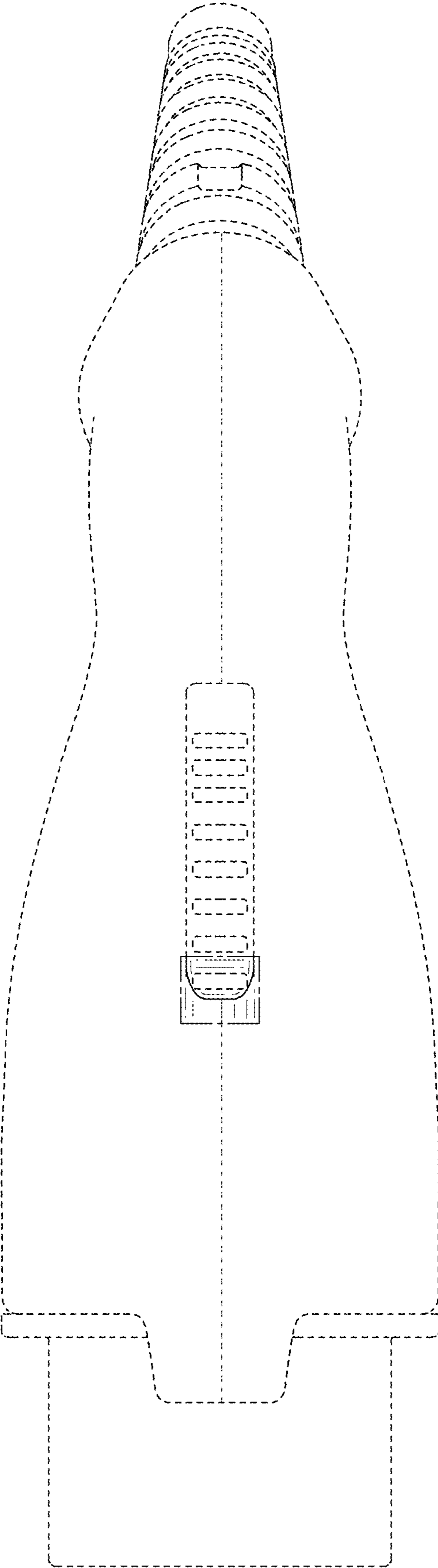


FIG.3

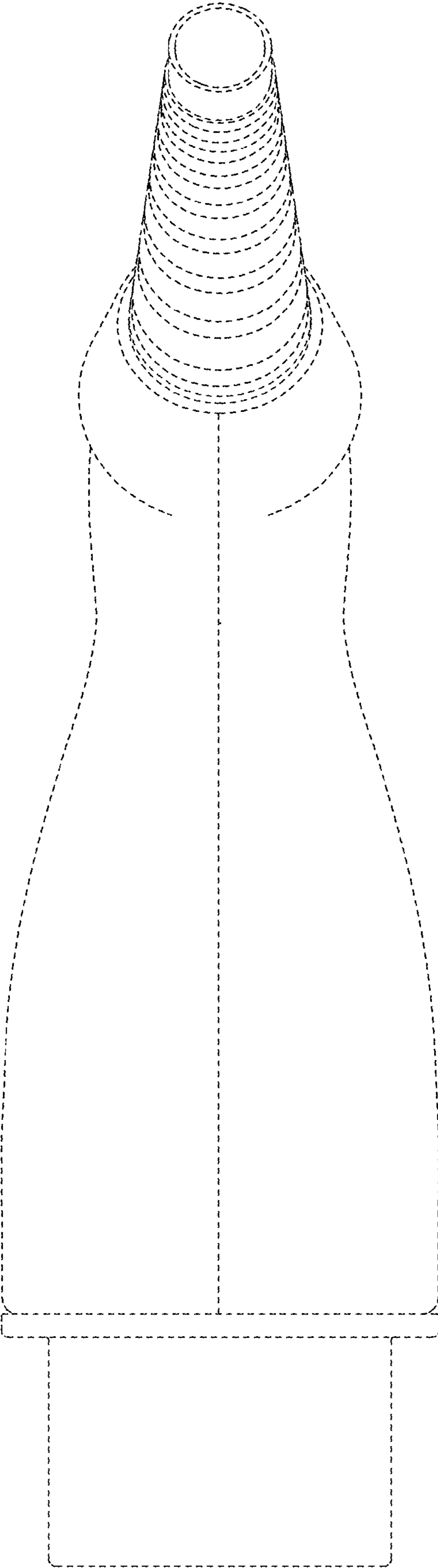


FIG.4

FIG.5

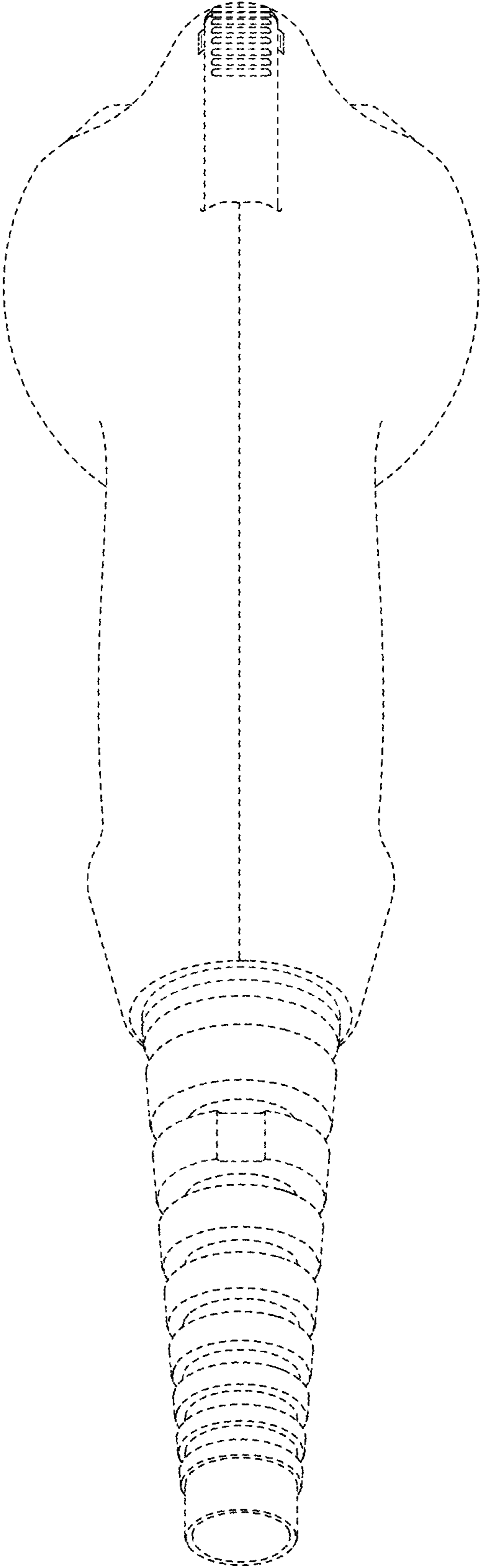


FIG.6

