



US00D884603S

(12) **United States Design Patent**
Xie

(10) **Patent No.:** **US D884,603 S**

(45) **Date of Patent:** **** May 19, 2020**

(54) **BATTERY BOX**

(71) Applicant: **Huarong Xie**, Guangdong (CN)

(72) Inventor: **Huarong Xie**, Guangdong (CN)

(**) Term: **15 Years**

(21) Appl. No.: **29/662,104**

(22) Filed: **Aug. 31, 2018**

(51) **LOC (12) Cl.** **13-02**

(52) **U.S. Cl.**
USPC **D13/103**

(58) **Field of Classification Search**
USPC D13/102-106, 110, 118-119, 184
CPC .. H01M 2200/00; H01M 2/1016; H01M 2/02;
H01M 2/022; H01M 2/0202; H01M
2/0207; H01M 2/0212; H01M 2/1061;
H01M 2/1022; H01M 2/1055; H01M
2/1066; H01M 2/105; H01M 2/204;
H01M 10/4257; H01M 10/0436; H01M
10/48; H01M 10/42; Y02E 60/12; Y02E
60/122; Y02E 60/124; Y02E 60/50
See application file for complete search history.

(56) **References Cited**

U.S. PATENT DOCUMENTS

D400,160 S	10/1998	Nagano	
D409,560 S	5/1999	Shim	
D569,536 S	5/2008	Henderson	
D585,893 S *	2/2009	Wang	D14/480.2
D600,000 S *	9/2009	Horito	D13/102
D673,316 S *	12/2012	Oshima	D26/50
D718,480 S *	11/2014	Lee	D26/41
D738,302 S *	9/2015	Jeong	D13/108

D757,646 S *	5/2016	Pearson	D13/103
D783,872 S *	4/2017	Aksnes	D26/41
D784,835 S *	4/2017	Kim	D10/106.1
D844,203 S *	3/2019	Ma	D26/41
D848,946 S *	5/2019	Xie	D13/119
D850,683 S *	6/2019	Shelton	D26/41
D851,584 S *	6/2019	Luke	D13/103
D857,959 S *	8/2019	Yu	D26/41
D860,943 S *	9/2019	Xie	D13/119

OTHER PUBLICATIONS

7 Inch Microdot, Tineye.com, [published Jan. 14, 2017] [Online] [Accessed Jan. 23, 2020]<URL:https://tineye.com/search/7ed3ddf634f81b506a617dd31179321bd7f82ae6?page=1> (Year: 2017).*

* cited by examiner

Primary Examiner — Nathaniel D. Buckner


(57) **CLAIM**

The ornamental design for a battery box, as shown and described.

DESCRIPTION

FIG. 1 is a first perspective view of a battery box showing my new design;
FIG. 2 is a second perspective view thereof;
FIG. 3 is a front elevational view thereof;
FIG. 4 is a rear elevational view thereof;
FIG. 5 is a left side view thereof;
FIG. 6 is a right side view thereof;
FIG. 7 is a top plan view thereof; and,
FIG. 8 is a bottom plan view thereof.
The broken line portions are included to show unclaimed subject matter only and form no part of the claimed design.

1 Claim, 8 Drawing Sheets



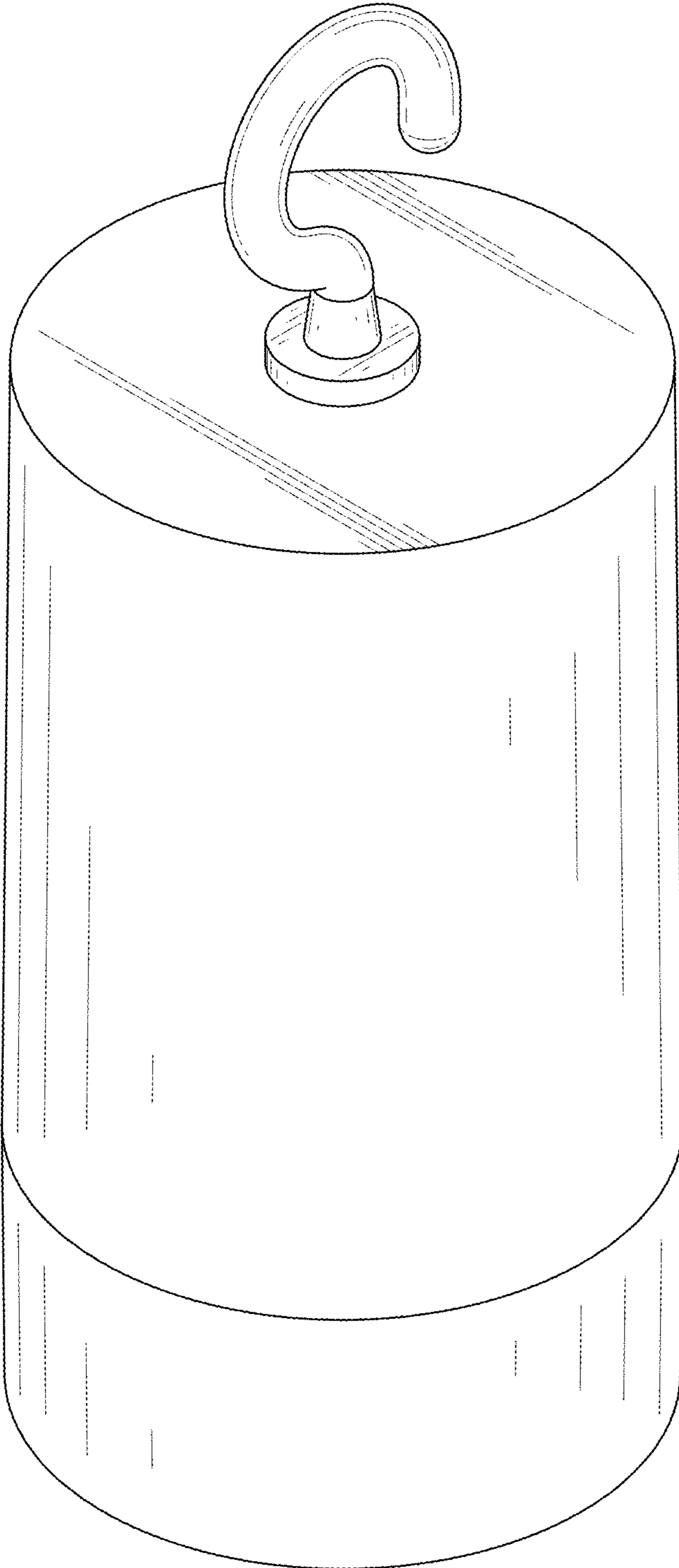


FIG. 1

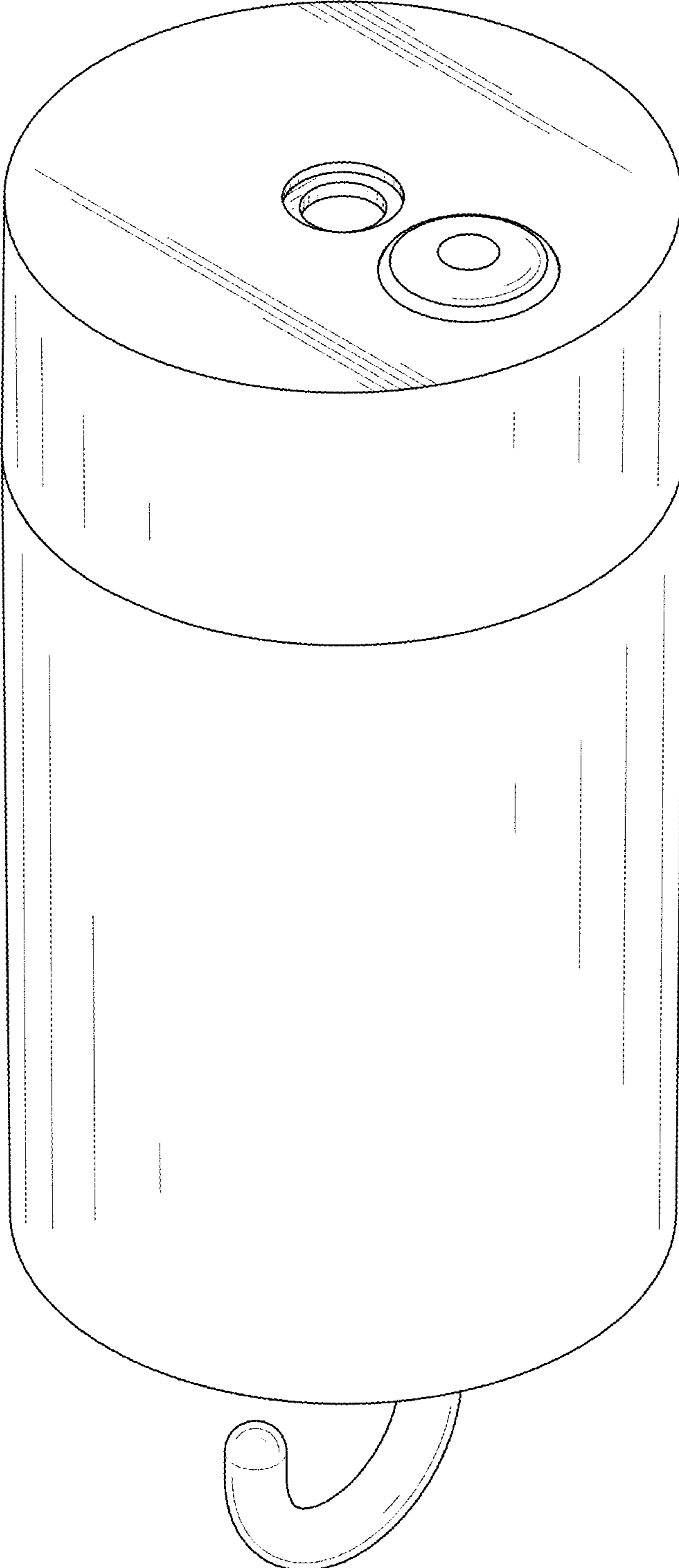


FIG. 2




FIG. 3




FIG. 4




FIG. 5




FIG. 6

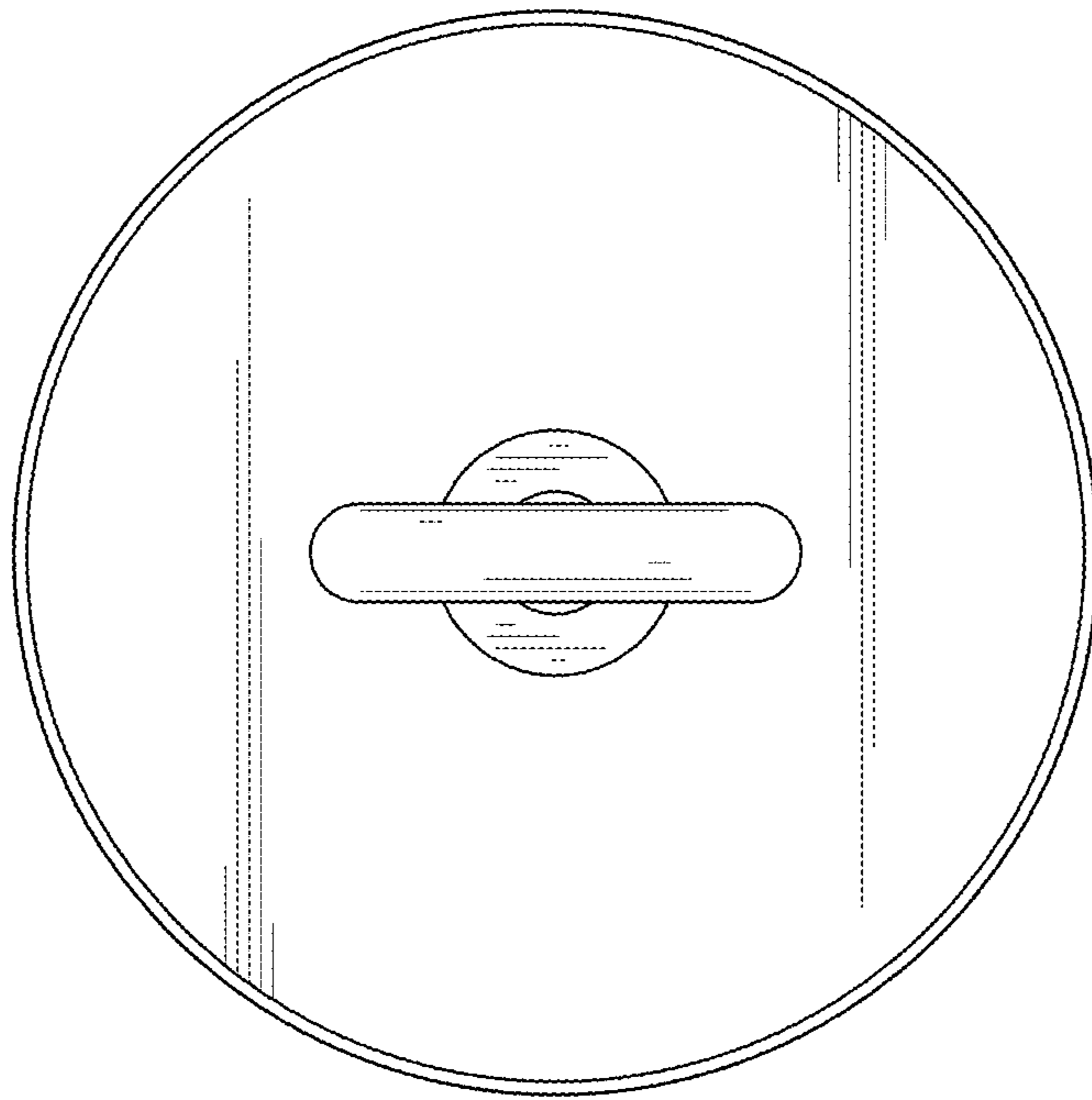


FIG. 7

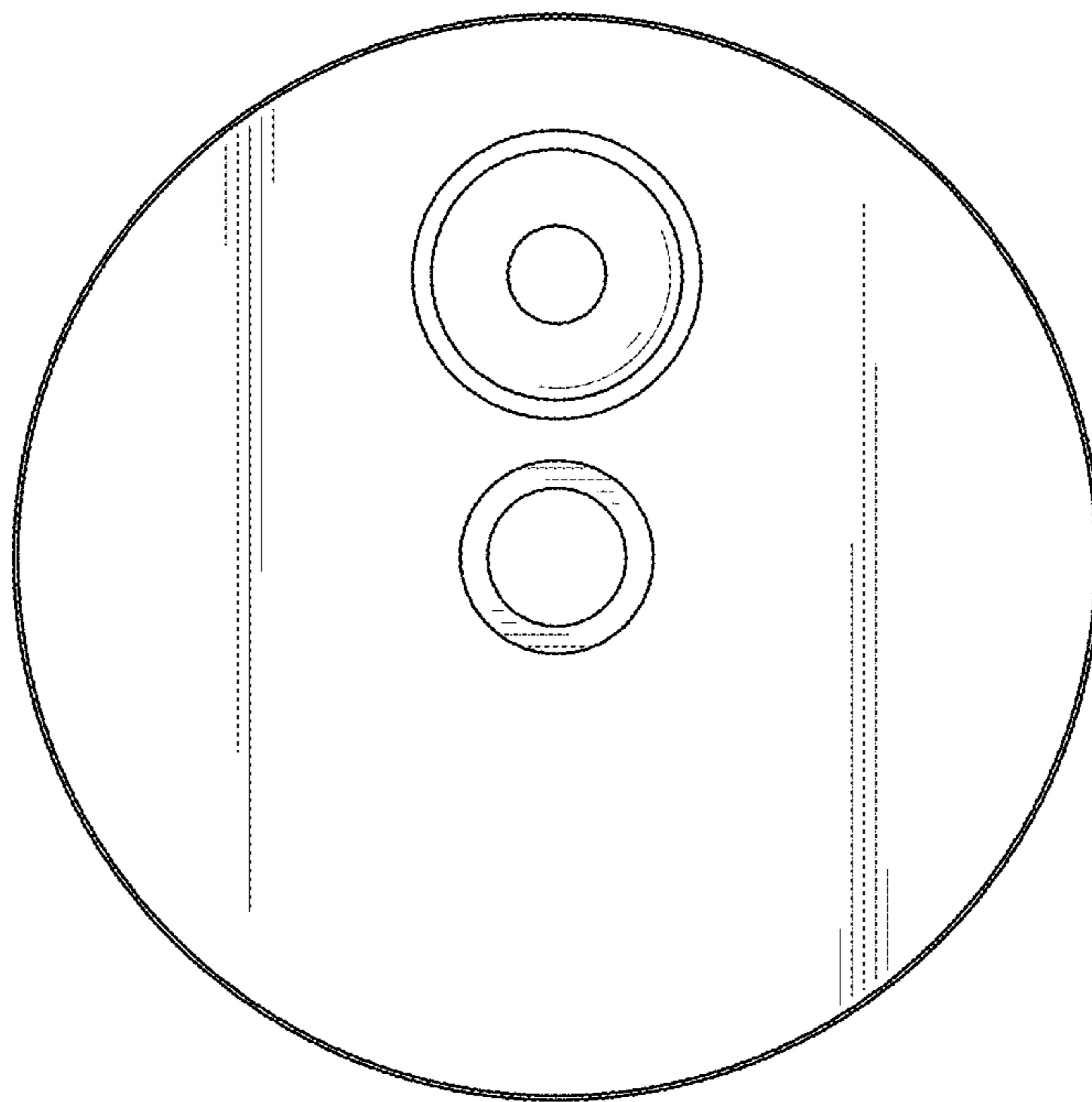


FIG. 8