



US00D884596S

(12) **United States Design Patent**  
**Speziari et al.**

(10) **Patent No.:** **US D884,596 S**

(45) **Date of Patent:** **\*\* May 19, 2020**

(54) **TIRE FOR VEHICLE WHEELS**

(71) Applicant: **Pirelli Tyre S.p.A.**, Milan (IT)

(72) Inventors: **Diego Speziari**, Milan (IT); **Vito Bello**, Milan (IT); **Stefano Montesello**, Milan (IT)

(73) Assignee: **PIRELLI TYRE S.p.A.**, Milan (IT)

(\*\*) Term: **15 Years**

(21) Appl. No.: **29/695,951**

(22) Filed: **Jun. 24, 2019**

**Related U.S. Application Data**

(62) Division of application No. 29/636,324, filed on Feb. 7, 2018.

(30) **Foreign Application Priority Data**

Aug. 7, 2017 (EM) ..... 004137362

(51) **LOC (12) Cl.** ..... **12-15**

(52) **U.S. Cl.**  
USPC ..... **D12/604**

(58) **Field of Classification Search**  
USPC ..... D12/500-532, 604  
CPC ..... Y10T 152/10027; B60C 1/0016; B60C 11/0306; B60C 11/0302; B60C 3/06; B60C 9/17  
See application file for complete search history.

(56) **References Cited**

**U.S. PATENT DOCUMENTS**

D526,270 S \* 8/2006 Miyasaka ..... D12/532  
D608,271 S \* 1/2010 Woidtke ..... D12/531

D656,084 S \* 3/2012 Jacobs ..... D12/527  
D682,774 S \* 5/2013 Nagayasu ..... D12/531  
D725,585 S \* 3/2015 Brandau ..... D12/531  
D741,784 S \* 10/2015 Son ..... D12/531  
D756,893 S \* 5/2016 Son ..... D12/531  
D782,960 S \* 4/2017 Tikka ..... D12/531

\* cited by examiner

*Primary Examiner* — Lakiya G Rogers

*Assistant Examiner* — John A Voytek

(74) *Attorney, Agent, or Firm* — Finnegan, Henderson, Farabow, Garrett & Dunner, L.L.P.

(57) **CLAIM**

The ornamental design for a tire for vehicle wheels, as shown and described.

**DESCRIPTION**

FIG. 1 is a left, perspective view of tire for vehicle wheels, showing our new design;

FIG. 2 is a right side elevation view thereof;

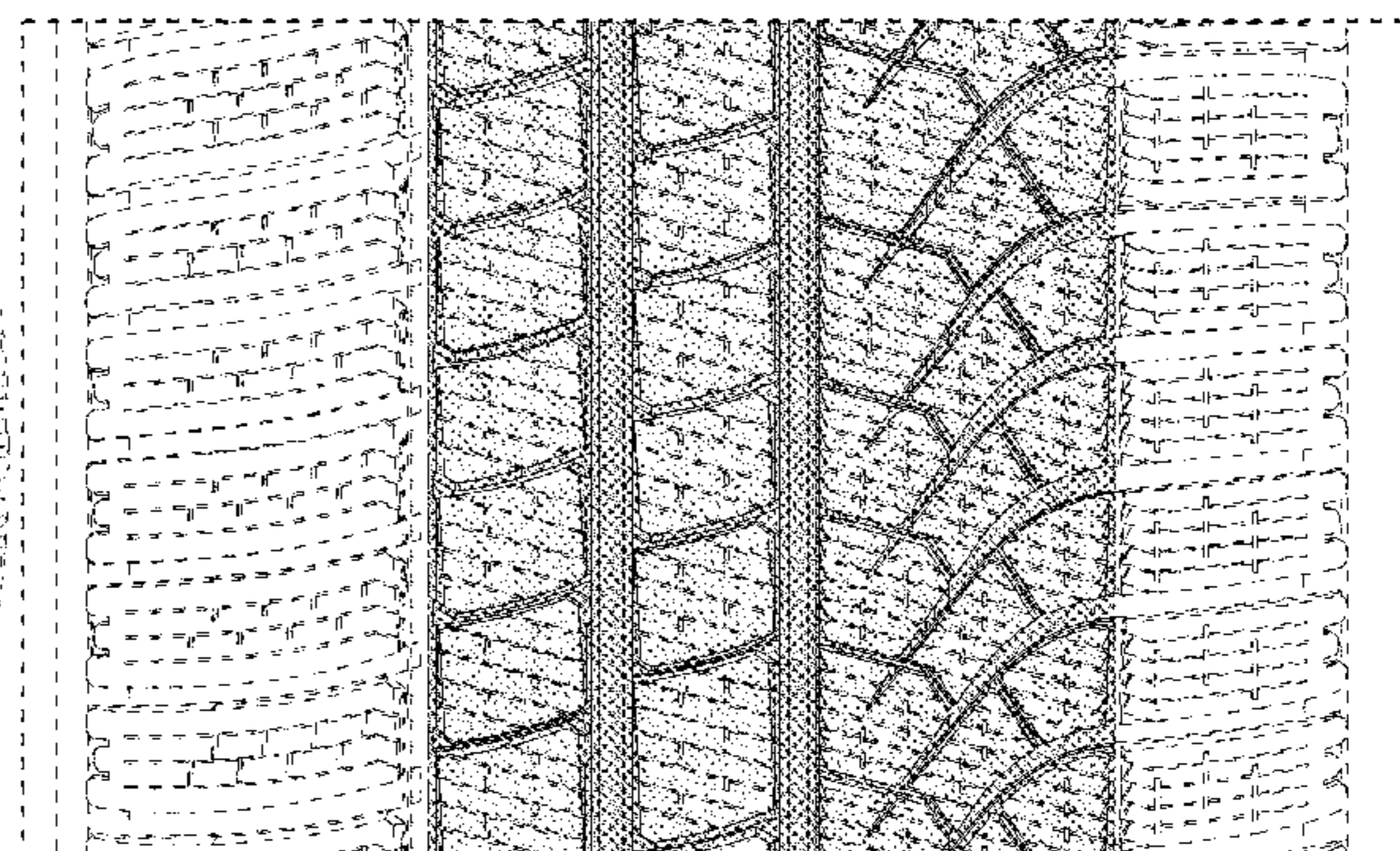
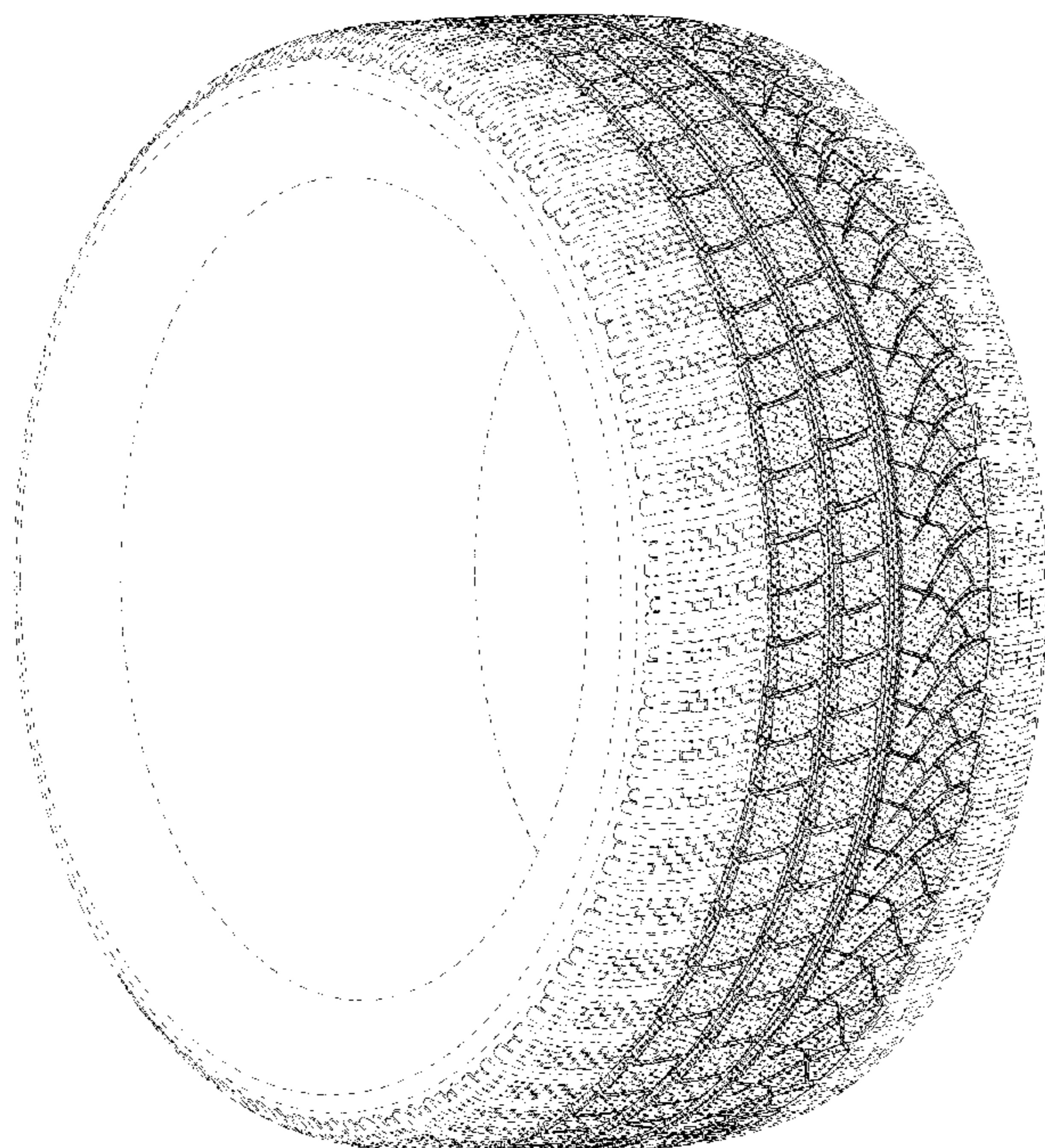
FIG. 3 is a front elevation view thereof, it being understood that the tread pattern is repeated throughout the circumference of the tire;

FIG. 4 is an enlarged front elevation view of FIG. 3, showing a portion thereof; and,

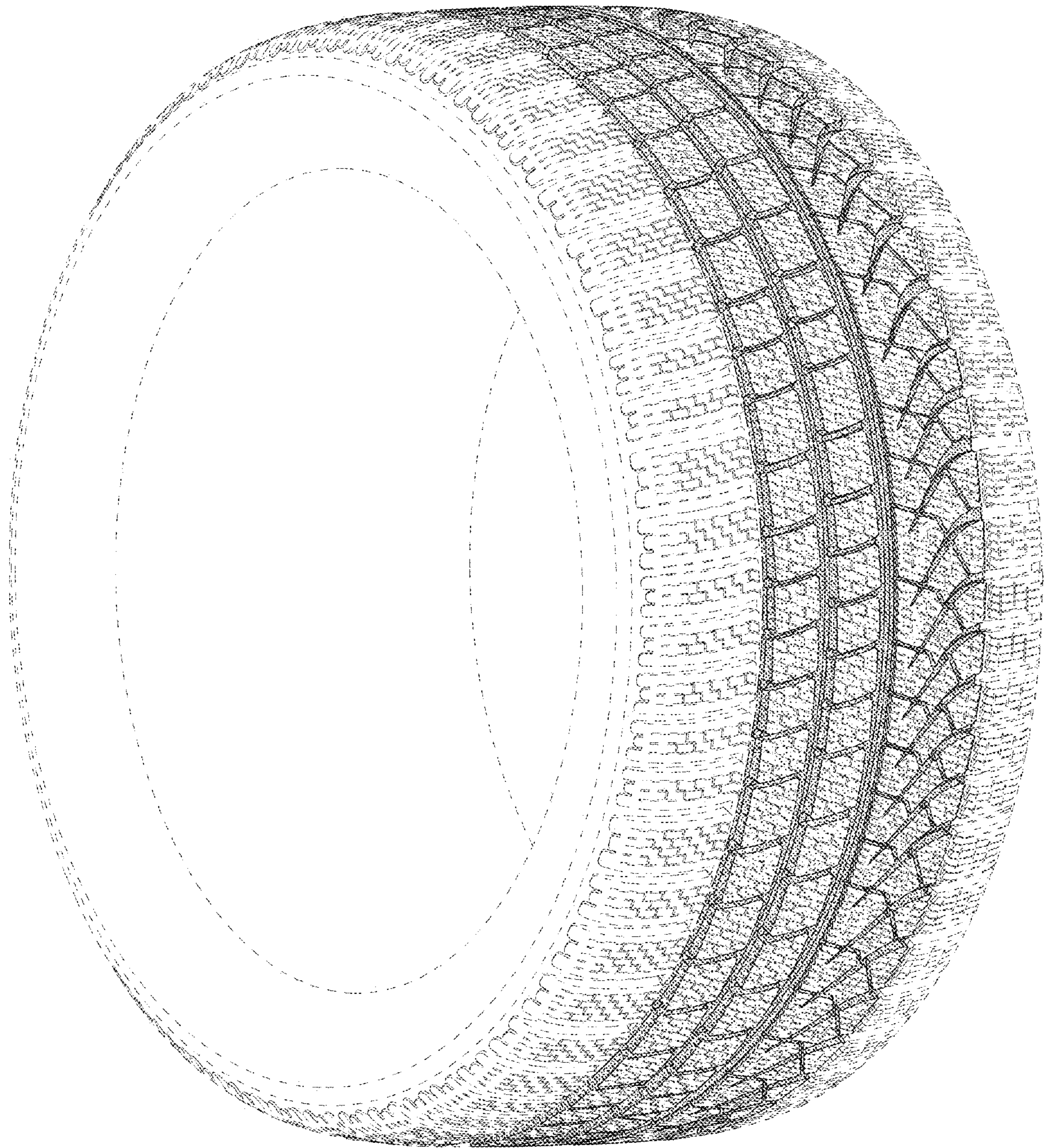
FIG. 5 is a left side elevation view of the tire.

The portions of the tire for vehicle wheels depicted in broken dashed lines of uneven length mark the boundaries of the claimed design. The portions of the tire for vehicle wheels depicted in broken dashed lines of even length form no part of the claimed design.

**1 Claim, 5 Drawing Sheets**








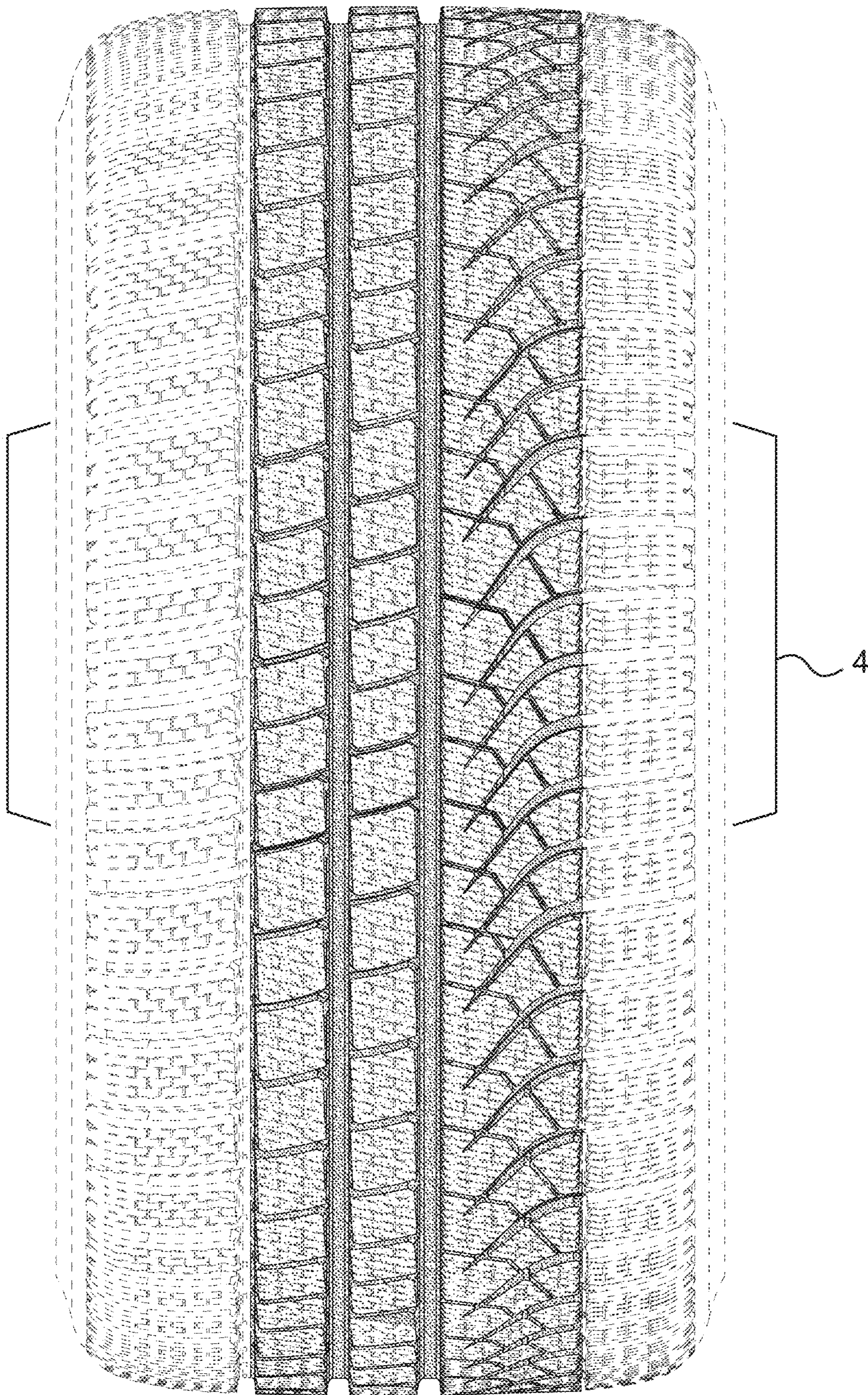
**FIG. 1**





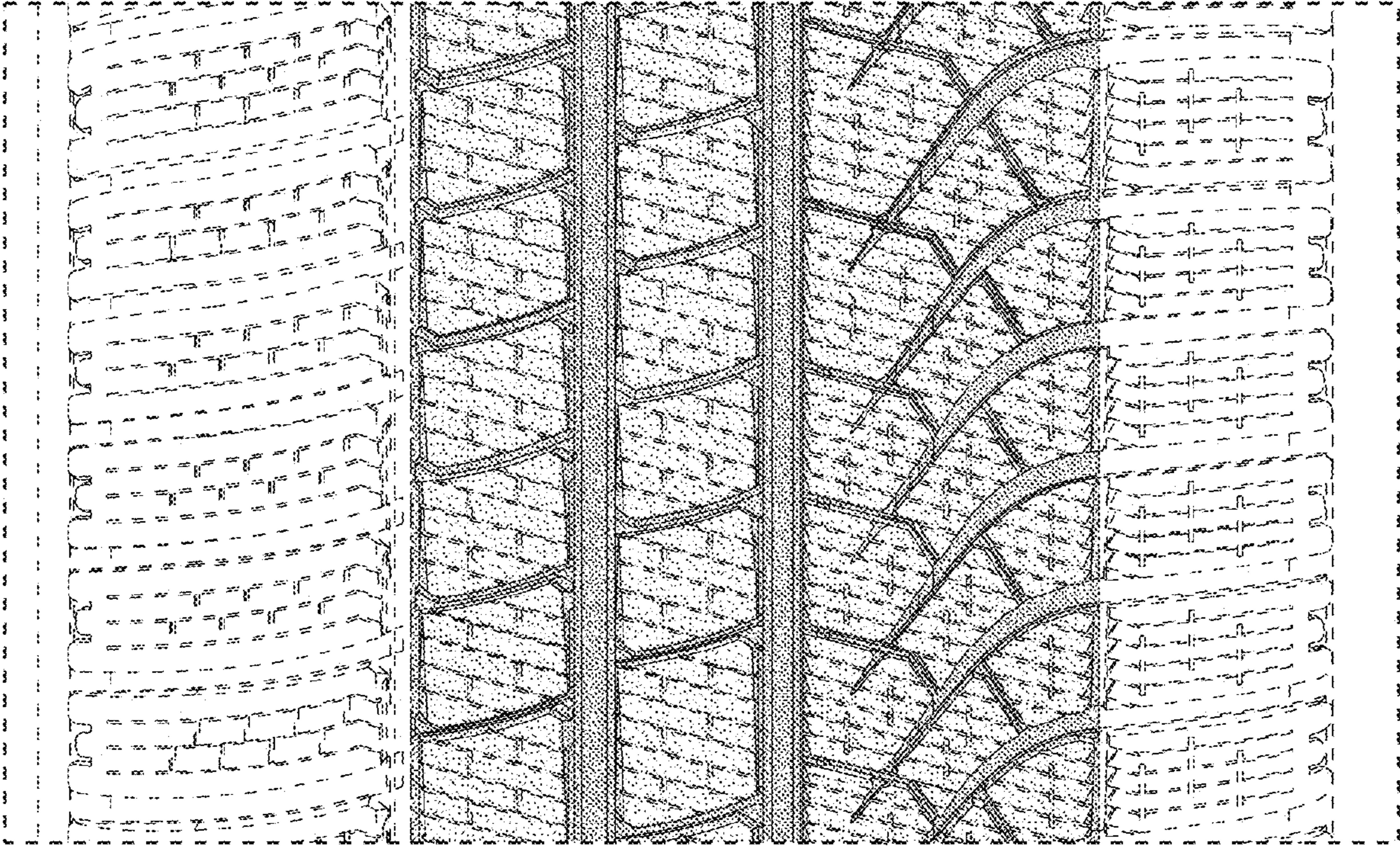
**FIG. 2**






**FIG. 3**





**FIG. 4**



**FIG. 5**