



US00D884590S

(12) **United States Design Patent**
Zhang

(10) **Patent No.:** **US D884,590 S**

(45) **Date of Patent:** **** May 19, 2020**

- (54) **TIRE**
- (71) Applicant: **Honghua Zhang**, Shandong (CN)
- (72) Inventor: **Honghua Zhang**, Shandong (CN)
- (**) Term: **15 Years**
- (21) Appl. No.: **29/683,208**
- (22) Filed: **Mar. 12, 2019**
- (51) **LOC (12) Cl.** **12-15**
- (52) **U.S. Cl.**
USPC **D12/596; D12/900**
- (58) **Field of Classification Search**
USPC D12/579, 594, 596, 597, 602, 603
CPC .. B60C 11/0306; B60C 11/0309; B60C 11/04
See application file for complete search history.

- D720,284 S * 12/2014 Lo D12/579
- D756,898 S * 5/2016 Kristen D12/579
- D773,385 S * 12/2016 Kuwano D12/579
- D788,690 S * 6/2017 Sun D12/594
- D792,837 S * 7/2017 Thompson D12/579
- D810,669 S * 2/2018 Johnson D12/579
- D859,297 S * 9/2019 Liu D12/579

* cited by examiner

Primary Examiner — Robert M. Spear

(57) **CLAIM**

The ornamental design for a tire, as shown.

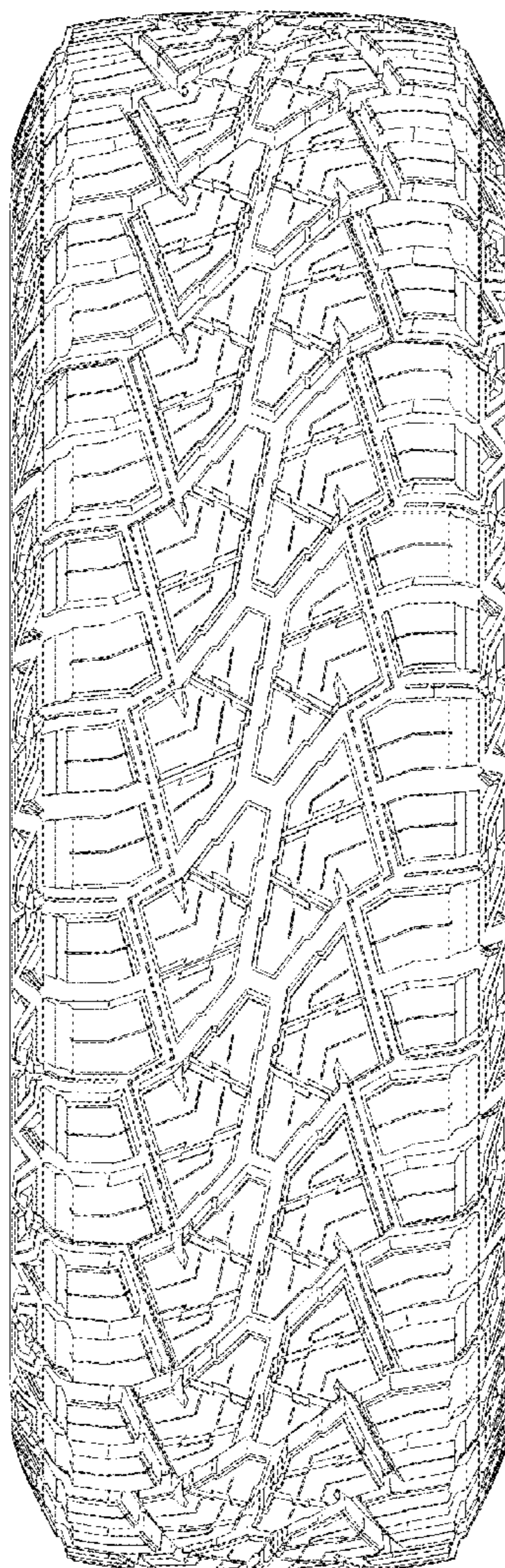
DESCRIPTION

FIG. 1 is a front elevational view of a tire showing my new design;
 FIG. 2 is a left side view thereof;
 FIG. 3 is a right side view thereof;
 FIG. 4 is a perspective view thereof; and,
 FIG. 5 is another perspective view thereof.

(56) **References Cited**
 U.S. PATENT DOCUMENTS

- D447,098 S * 8/2001 Oliver D12/603
- D515,498 S * 2/2006 Dumigan D12/588

1 Claim, 5 Drawing Sheets



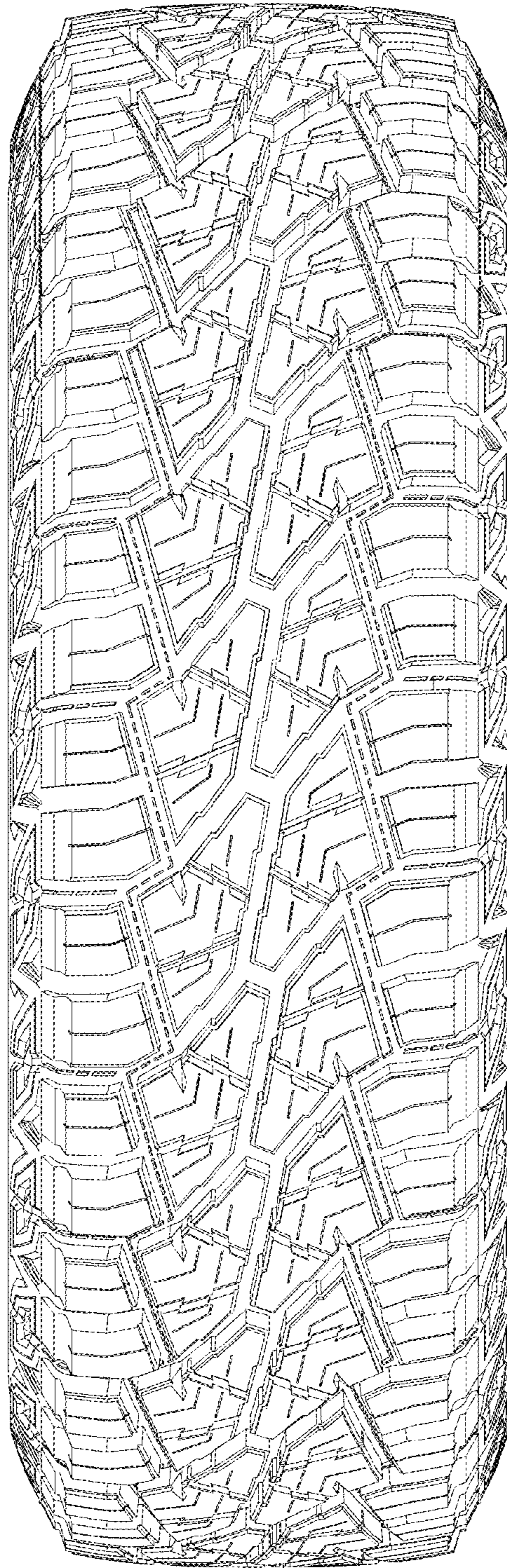


Fig. 1




Fig. 2




Fig. 3

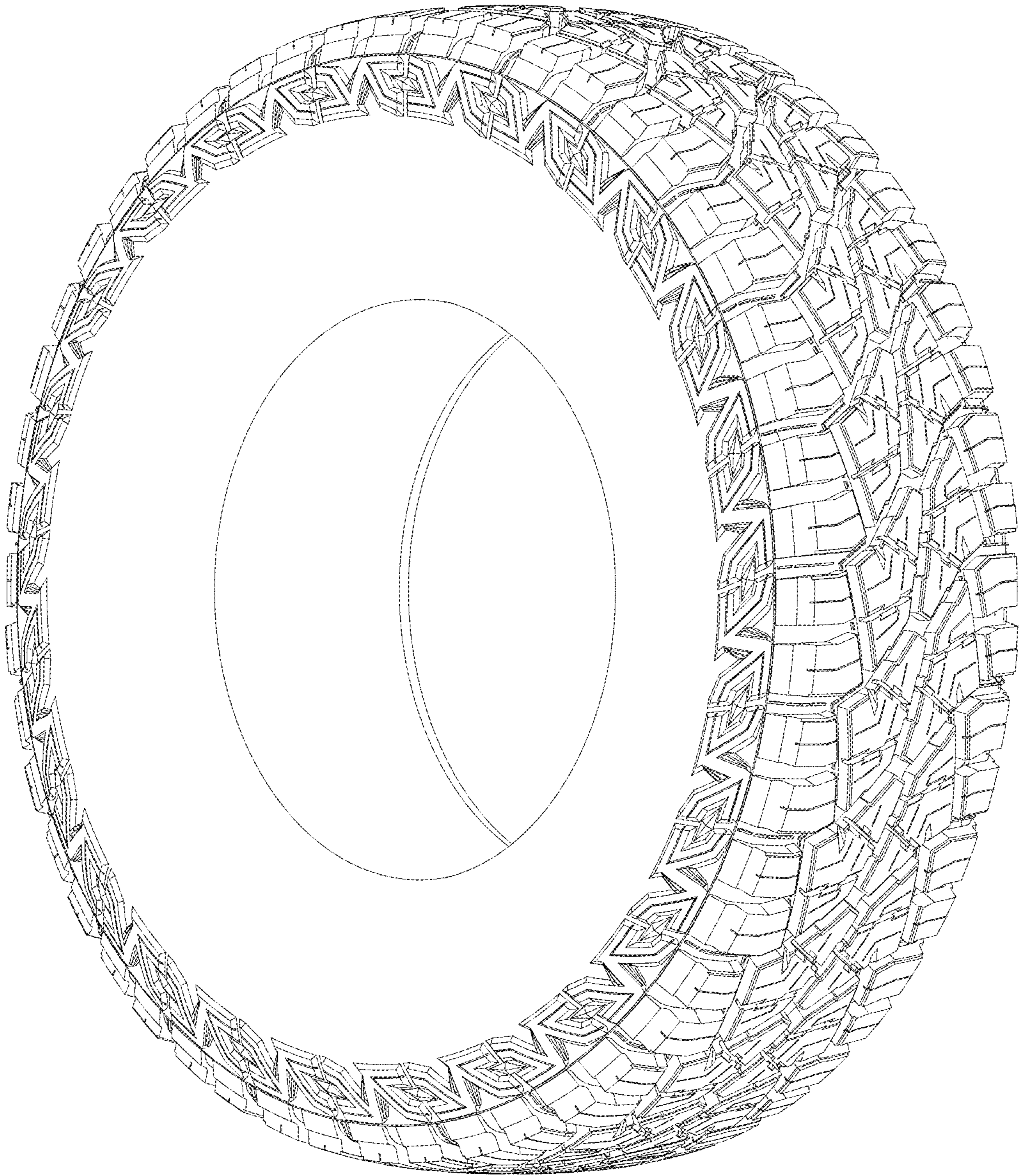


Fig. 4

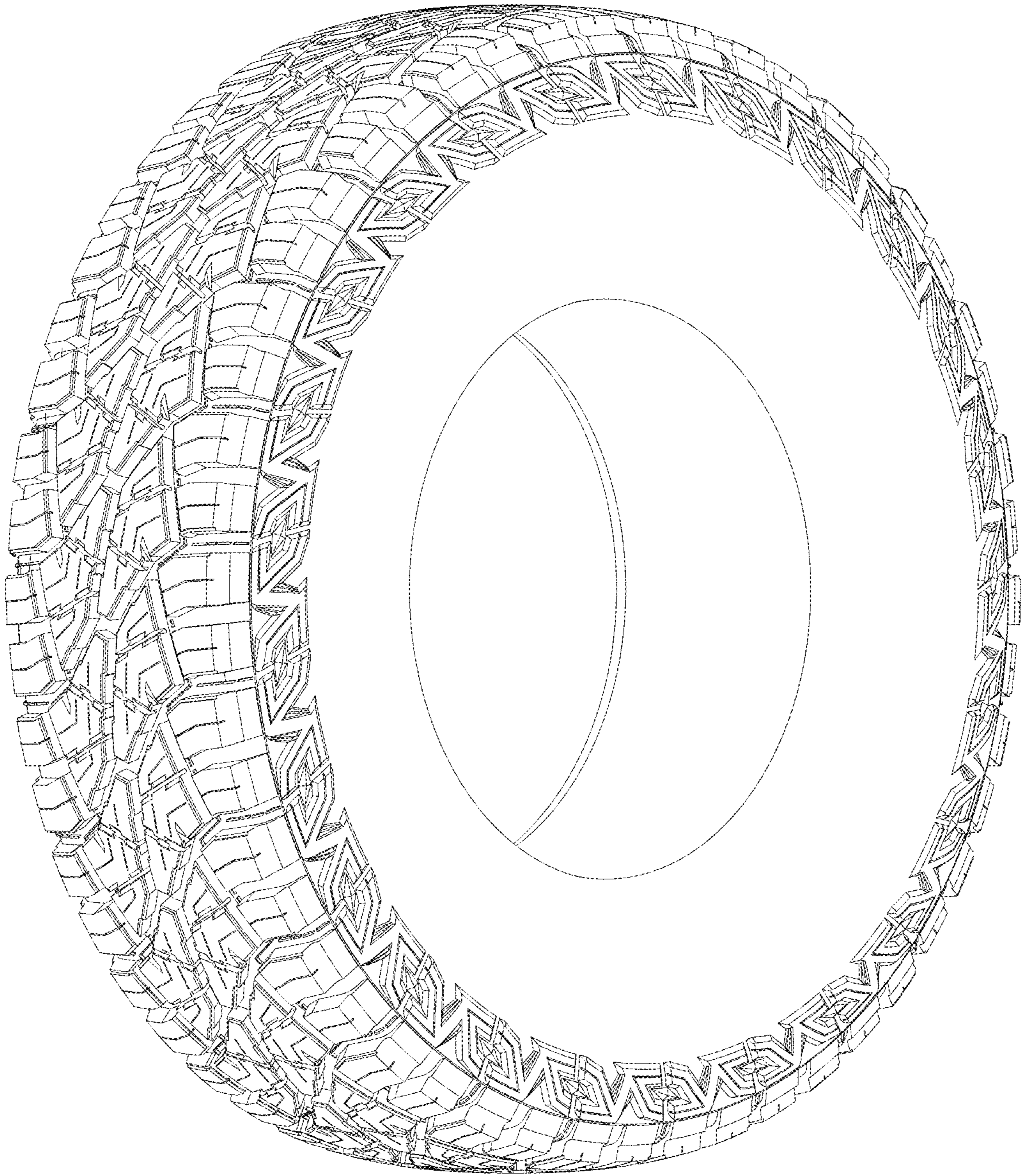


Fig. 5