



US00D884572S

(12) **United States Design Patent**
Steinhoff

(10) **Patent No.:** **US D884,572 S**

(45) **Date of Patent:** **** May 19, 2020**

(54) **VEHICLE WHEEL, TOY VEHICLE WHEEL,
AND/OR REPLICAS THEREOF**

(71) Applicant: **Bayerische Motoren Werke
Aktiengesellschaft, Munich (DE)**

(72) Inventor: **Niels Joergen Steinhoff, Munich (DE)**

(73) Assignee: **Bayerische Motoren Werke
Aktiengesellschaft, Munich (DE)**

(**) Term: **15 Years**

(21) Appl. No.: **29/678,796**

(22) Filed: **Jan. 31, 2019**

(30) **Foreign Application Priority Data**

Aug. 9, 2018 (DE) 40 2018 100 784

(51) **LOC (12) Cl.** **12-16**

(52) **U.S. Cl.**
USPC **D12/209; D21/563**

(58) **Field of Classification Search**
USPC D12/204–213; D21/563
CPC B60B 7/00; B60B 7/02; B60B 7/04; B60B
7/01; B60B 7/06; B60B 3/02; B60B 3/04;
B60B 3/06; B60B 3/10; B60B 1/00;
B60B 1/08; B60B 1/10; B60B 1/12
See application file for complete search history.

(56) **References Cited**

U.S. PATENT DOCUMENTS

D286,869 S * 11/1986 Hedlund D12/211
D419,942 S 2/2000 Lampkin
D444,117 S * 6/2001 Manton D12/211
D465,759 S * 11/2002 Leutz D12/211
D481,983 S * 11/2003 Lee D12/211

D519,431 S * 4/2006 Francis D12/209
D630,564 S 1/2011 Baum
D675,144 S * 1/2013 Mueller-Stolz D12/211
D711,806 S 8/2014 Pollmann
D777,076 S * 1/2017 Trpinac D12/211
D783,494 S * 4/2017 Macey D12/209
D823,772 S 7/2018 Mielke
D824,311 S 7/2018 Krause et al.
D851,012 S * 6/2019 Rosenthal D12/209
D851,570 S * 6/2019 Zhen D12/209
D867,956 S * 11/2019 Schmolz D12/209

FOREIGN PATENT DOCUMENTS

EM 000511639-0002 6/2006
EM 001674441-0009 12/2010
EM 001714668-0002 1/2011
WO WO DM/046360 3/1999

* cited by examiner

Primary Examiner — Stacia A Cadmus

(74) *Attorney, Agent, or Firm* — Crowell & Moring LLP

(57) **CLAIM**

The ornamental design for a vehicle wheel, toy vehicle wheel, and/or replicas thereof, as shown and described.

DESCRIPTION

FIG. 1 is a perspective view of a vehicle wheel, toy vehicle wheel, and/or replicas thereof according to the design; FIG. 2 is an additional perspective view thereof; FIG. 3 is an additional perspective view thereof; FIG. 4 is a front view thereof; FIG. 5 is a rear view thereof in a lighter gray scale, representing environmental features that form no part of the claimed design; and, FIG. 6 is a side view thereof.

1 Claim, 6 Drawing Sheets







Fig. 1



Fig. 2



Fig. 3



Fig. 4




Fig. 5




Fig. 6