



US00D884565S

(12) **United States Design Patent** (10) **Patent No.:** **US D884,565 S**  
**Stopka** (45) **Date of Patent:** **\*\* May 19, 2020**

(54) **REAR BUMPER FOR MOTOR VEHICLE**

(71) Applicant: **Dr. Ing. h.c. F. Porsche**  
**Aktiengesellschaft, Stuttgart (DE)**

(72) Inventor: **Thomas Stopka, Pforzheim (DE)**

(73) Assignee: **Dr. Ing. h.c. F. Porsche**  
**Aktiengesellschaft (DE)**

(\*\*) Term: **15 Years**

(21) Appl. No.: **29/666,393**

(22) Filed: **Oct. 12, 2018**

(30) **Foreign Application Priority Data**

Apr. 13, 2018 (DE) ..... 40 2018 100 390

(51) **LOC (12) Cl.** ..... **12-16**

(52) **U.S. Cl.**  
USPC ..... **D12/169**

(58) **Field of Classification Search**  
USPC ..... D12/169, 196, 86, 90-92, 163, 190, 98,  
D12/164; 293/102, 113, 115, 117, 120,  
293/193.11; 296/180.1, 180.2; 180/68.1,  
180/68.6  
CPC ..... B60R 19/52; B60K 11/08; B62D 25/08;  
B62B 9/16

See application file for complete search history.

(56) **References Cited**

**U.S. PATENT DOCUMENTS**

D659,603 S	5/2012	Varga
D659,605 S	5/2012	Varga
D659,608 S	5/2012	Robinson
D680,475 S	4/2013	Scheinhütte
D682,755 S	5/2013	Robinson
D685,300 S	7/2013	Varga
D695,162 S	12/2013	Scheinhütte
D702,158 S	4/2014	Borkert
D754,040 S	4/2016	Varga
D797,019 S	9/2017	Yamashita et al.

D798,779 S	10/2017	Varga	
D802,500 S	*	11/2017	Han ..... D12/169
D811,961 S	*	3/2018	Sullivan ..... D12/169
D813,117 S	*	3/2018	Sullivan ..... D12/169
D813,753 S	*	3/2018	Loeb ..... D12/169
D814,994 S		4/2018	Varga
D819,525 S	*	6/2018	Behmer ..... D12/169
D824,818 S	*	8/2018	Morikawa ..... D12/169
D841,537 S	*	2/2019	Morikawa ..... D12/169

**OTHER PUBLICATIONS**

Design U.S. Appl. No. 29/646,339, by Yamashita, filed May 3, 2018.

Design U.S. Appl. No. 29/653,658, by Burkl, filed Jun. 18, 2018; and.

Design U.S. Appl. No. 29/666,092, by Baum, filed Oct. 10, 2018.

\* cited by examiner

*Primary Examiner* — Melody N Brown

(74) *Attorney, Agent, or Firm* — RatnerPrestia

(57) **CLAIM**

The ornamental design for a rear bumper for motor vehicle, as shown and described.

**DESCRIPTION**

FIG. 1 is a top perspective view of a rear bumper for motor vehicle;

FIG. 2 is a bottom perspective view thereof;

FIG. 3 is a front elevation view thereof;

FIG. 4 is a rear elevation view thereof;

FIG. 5 is an elevation view thereof from the right side;

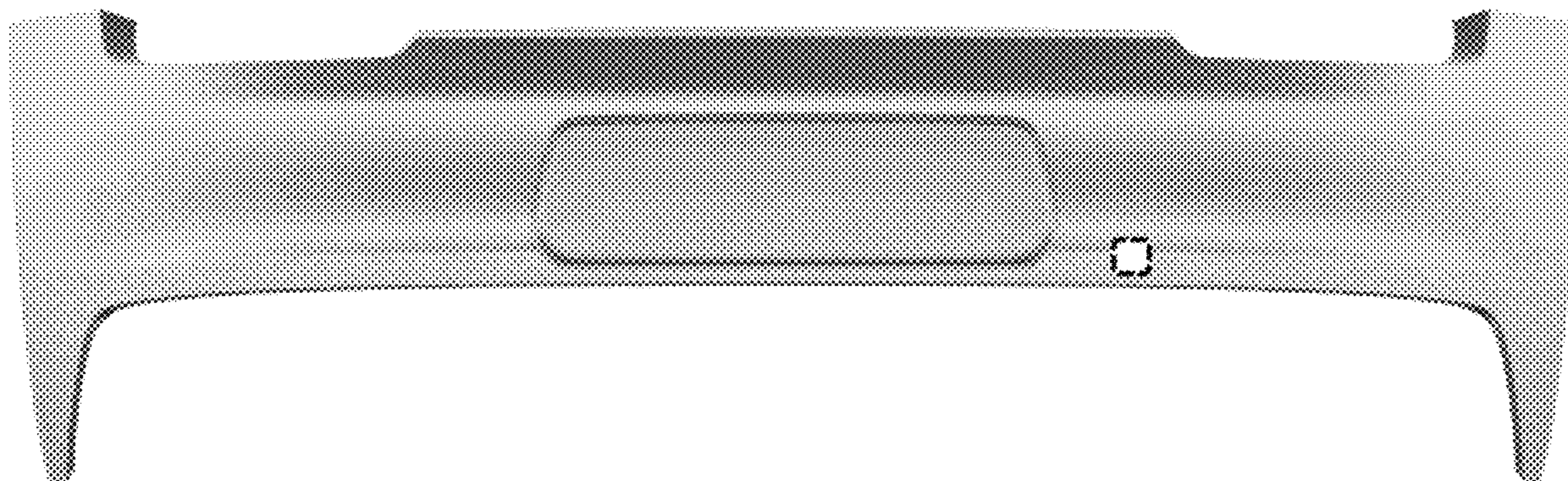
FIG. 6 is an elevation view thereof from the left;

FIG. 7 is a top plan view thereof; and,

FIG. 8 is a bottom plan view thereof.

The broken line showing of the rear bumper for motor vehicle is for the purpose of illustrating portions of the rear bumper for motor vehicle and forms no part of the claimed design.

**1 Claim, 5 Drawing Sheets**








FIG. 1

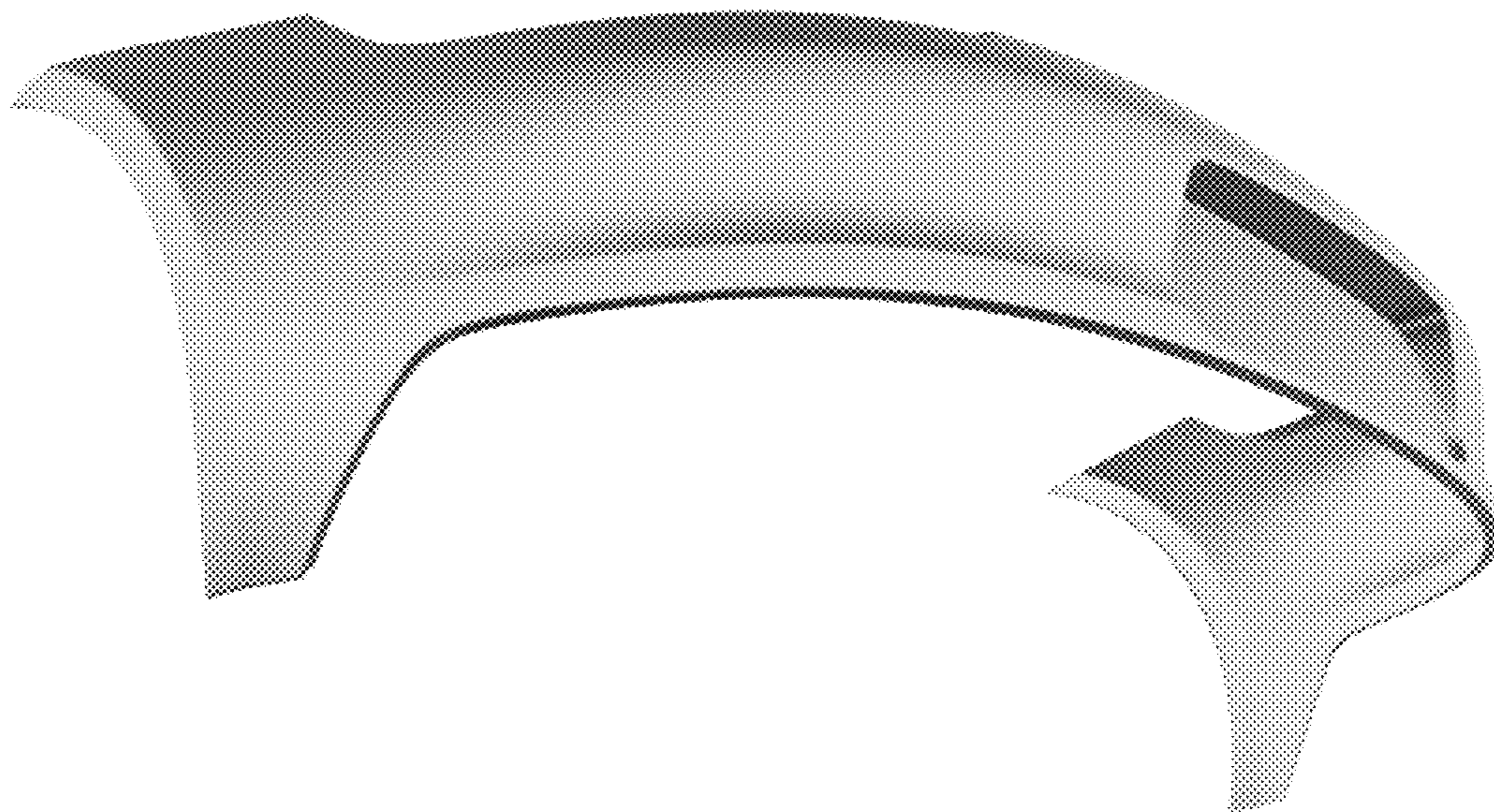


FIG. 2




FIG. 3




FIG. 4






FIG. 5




FIG. 6




FIG. 7






FIG. 8