



US00D884562S

(12) **United States Design Patent**
Usami

(10) **Patent No.:** **US D884,562 S**
(45) **Date of Patent:** **** May 19, 2020**

- (54) **MOTORCYCLE**
- (71) Applicant: **YAMAHA HATSUDOKI**
KABUSHIKI KAISHA, Shizuoka-ken
(JP)
- (72) Inventor: **Masashi Usami**, Tokyo (JP)
- (73) Assignee: **YAMAHA HATSUDOKI**
KABUSHIKI KAISHA (JP)
- (**) Term: **15 Years**
- (21) Appl. No.: **29/661,425**
- (22) Filed: **Aug. 28, 2018**
- (30) **Foreign Application Priority Data**
Feb. 28, 2018 (JP) 2018-004095

D582,316 S *	12/2008	Stenegard	D12/110
D582,320 S *	12/2008	Tanaka	D12/110
D588,961 S *	3/2009	Tanaka	D12/110
D591,204 S *	4/2009	Matsuzawa	D12/110
D591,205 S *	4/2009	Heinrich	D12/110
D594,786 S *	6/2009	Sakata	D12/110
D596,082 S *	7/2009	Ueno	D12/110
D597,449 S *	8/2009	Nagao	D12/110
D601,458 S *	10/2009	Nagao	D12/110
D605,089 S *	12/2009	Tanaka	D12/110
D605,090 S *	12/2009	Tanaka	D12/110
D606,457 S *	12/2009	Tanaka	D12/110
D611,390 S *	3/2010	Toriyama	D12/110
D638,756 S *	5/2011	Kouchi	D12/110
D643,341 S *	8/2011	Uchiyama	D12/110
D647,824 S *	11/2011	Kouchi	D12/110
D647,825 S *	11/2011	Shibuta	D12/110
D669,397 S *	10/2012	Isokari	D12/110
D669,821 S *	10/2012	Nishihara	D12/110
D670,204 S *	11/2012	Yasuhara	D12/110
D686,538 S *	7/2013	Nagao	D12/110
D688,982 S *	9/2013	Oyanagi	D12/110
D688,983 S *	9/2013	Shibuta	D12/110
D689,406 S *	9/2013	Yasuhara	D12/110

(Continued)

- (51) **LOC (12) Cl.** **12-11**
- (52) **U.S. Cl.**
USPC **D12/110**
- (58) **Field of Classification Search**
USPC D12/110, 111, 117; D21/432, 538
CPC B62K 11/00; B62K 11/02; B62K 11/04;
B62K 11/10; B62K 17/00; B62K 19/00;
B62K 2202/00
See application file for complete search history.

Primary Examiner — Darlington Ly
(74) *Attorney, Agent, or Firm* — Ostrolenk Faber LLP


(57) **CLAIM**
The ornamental design for a motorcycle, as shown.

DESCRIPTION

FIG. 1 is a front and left side perspective view of a motorcycle showing my new design; FIG. 2 is a rear and right side perspective view thereof; FIG. 3 is a front elevation view thereof; FIG. 4 is a rear elevation view thereof; FIG. 5 is a right side elevation view thereof; FIG. 6 is a left side elevation view thereof; and, FIG. 7 is a top plan view thereof.

1 Claim, 7 Drawing Sheets

- (56) **References Cited**
U.S. PATENT DOCUMENTS
D403,277 S * 12/1998 Kokubu D12/110
D496,309 S * 9/2004 Fukumoto D12/110
D504,844 S * 5/2005 Sasanami D12/110
D548,649 S * 8/2007 Heinrich D12/110
D549,137 S * 8/2007 Heinrich D12/110
D551,129 S * 9/2007 Takeda D12/110
D567,717 S * 4/2008 Hishiki D12/110
D581,839 S * 12/2008 Sasanami D12/110



(56)

References Cited

U.S. PATENT DOCUMENTS

D694,673 S * 12/2013 Katagiri D12/110
8,807,259 B2 * 8/2014 Tominaga B62K 11/04
180/219
8,827,024 B1 * 9/2014 Sumi B62K 25/02
180/227
D718,669 S * 12/2014 Kiska D12/110
D723,431 S * 3/2015 Noguchi D12/110
D735,085 S * 7/2015 Buckan D12/110
D736,677 S * 8/2015 Iimura D12/110
D755,084 S * 5/2016 Sakata D12/110
D755,680 S * 5/2016 Yashuhara D12/110
D755,681 S * 5/2016 Martin D12/110
D755,682 S * 5/2016 Hahn-Woernle D12/110
D756,268 S * 5/2016 Yamada D12/110
D758,923 S * 6/2016 Yamada D12/110
D758,924 S * 6/2016 Tamura D12/110
D795,746 S * 8/2017 Akita D12/110
D797,002 S * 9/2017 Toyama D12/110
D801,230 S * 10/2017 Endo D12/110
2012/0318598 A1 * 12/2012 Fujiyama B60K 5/12
180/219
2014/0084565 A1 * 3/2014 Nakamura B62K 25/283
280/284
2015/0101875 A1 * 4/2015 Inayama B60K 13/02
180/225

* cited by examiner

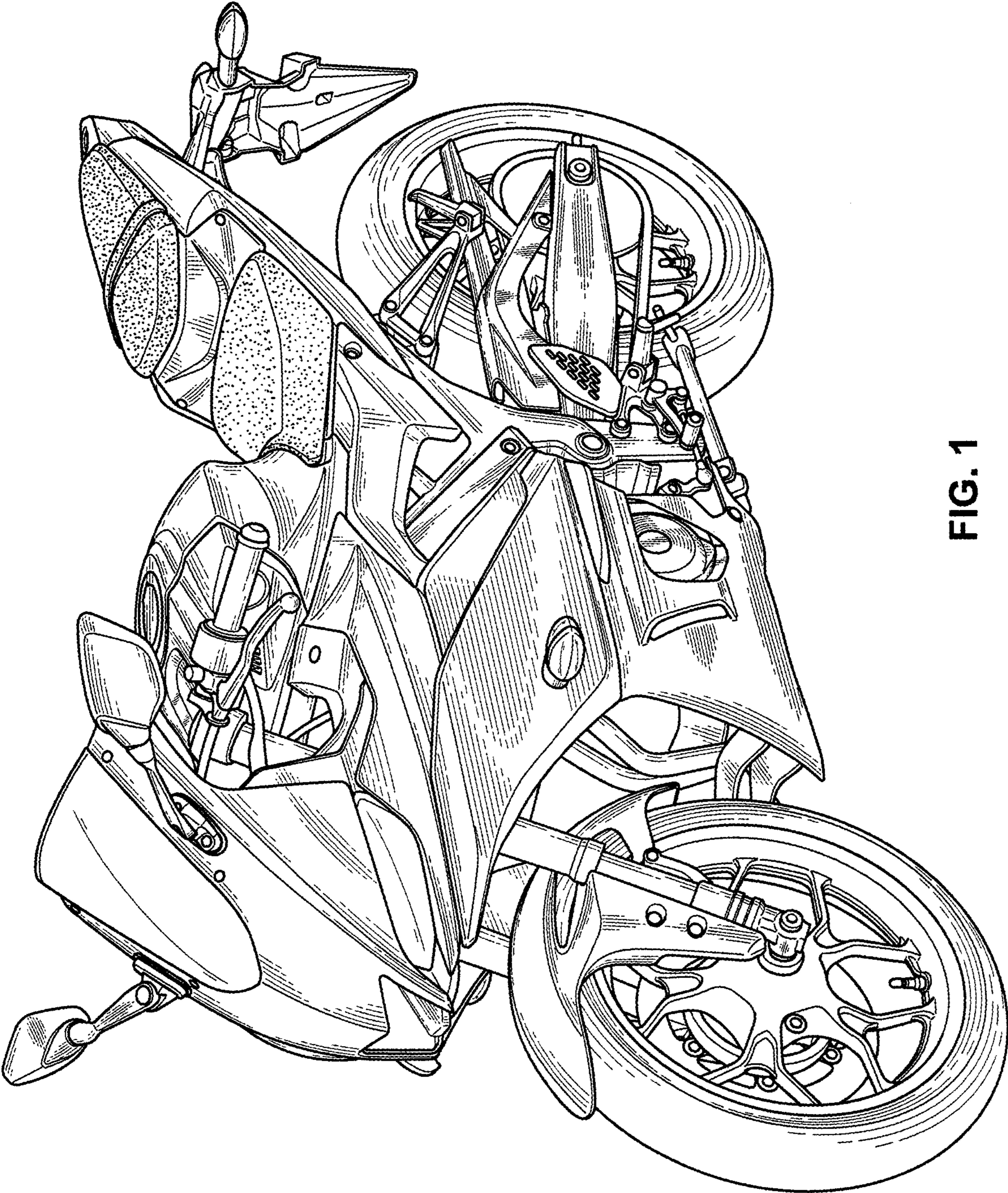


FIG. 1

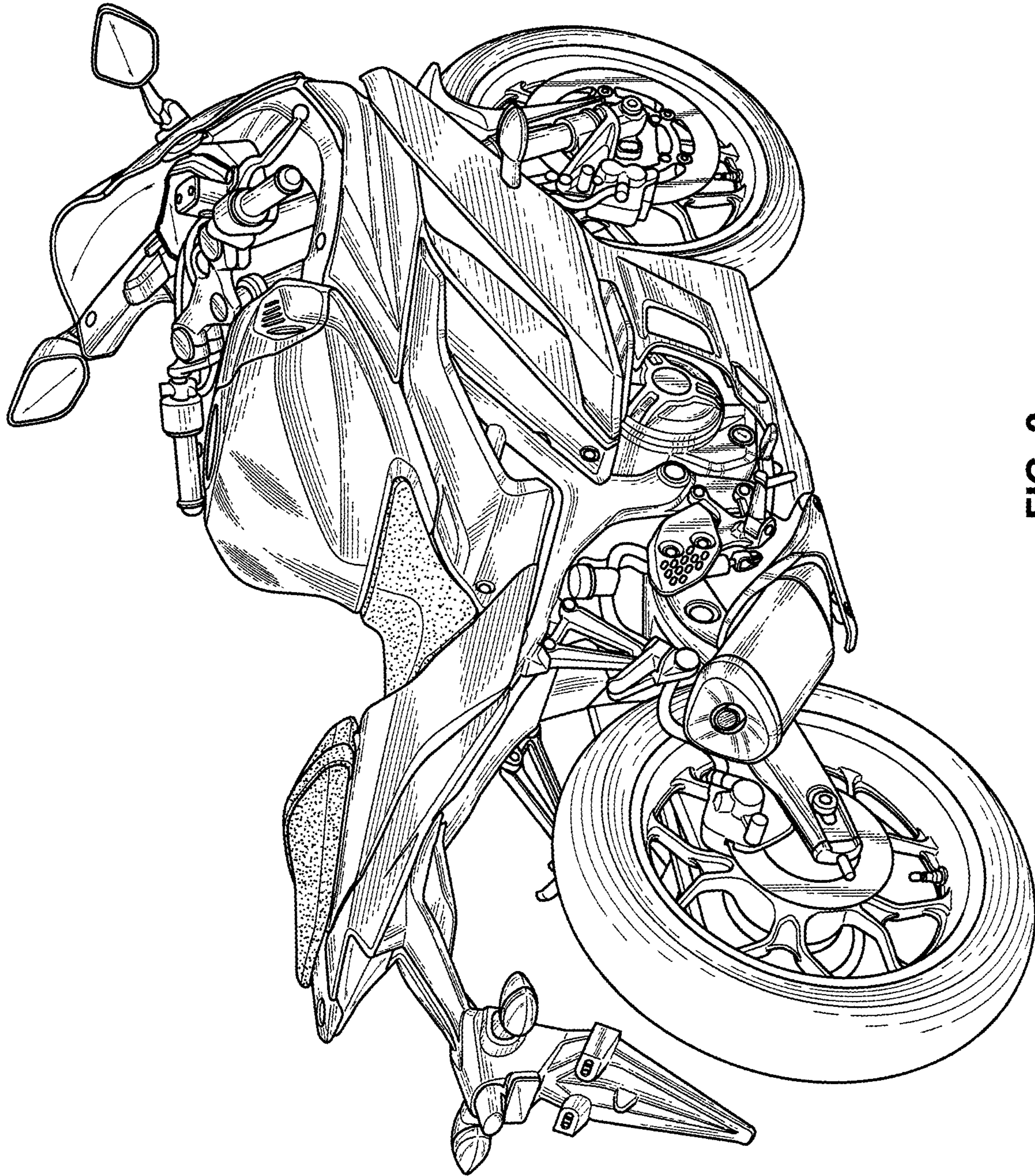


FIG. 2

FIG. 3

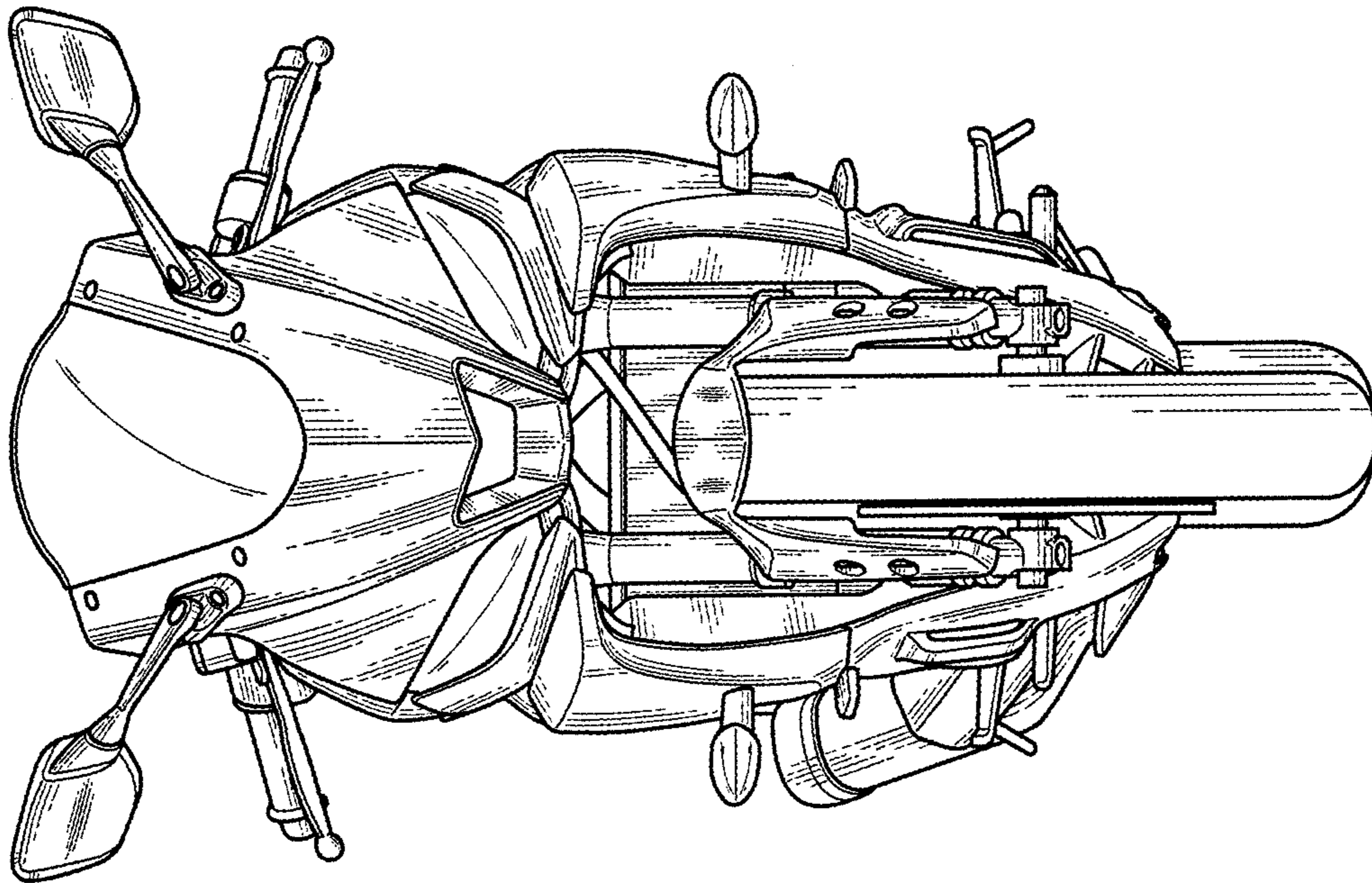
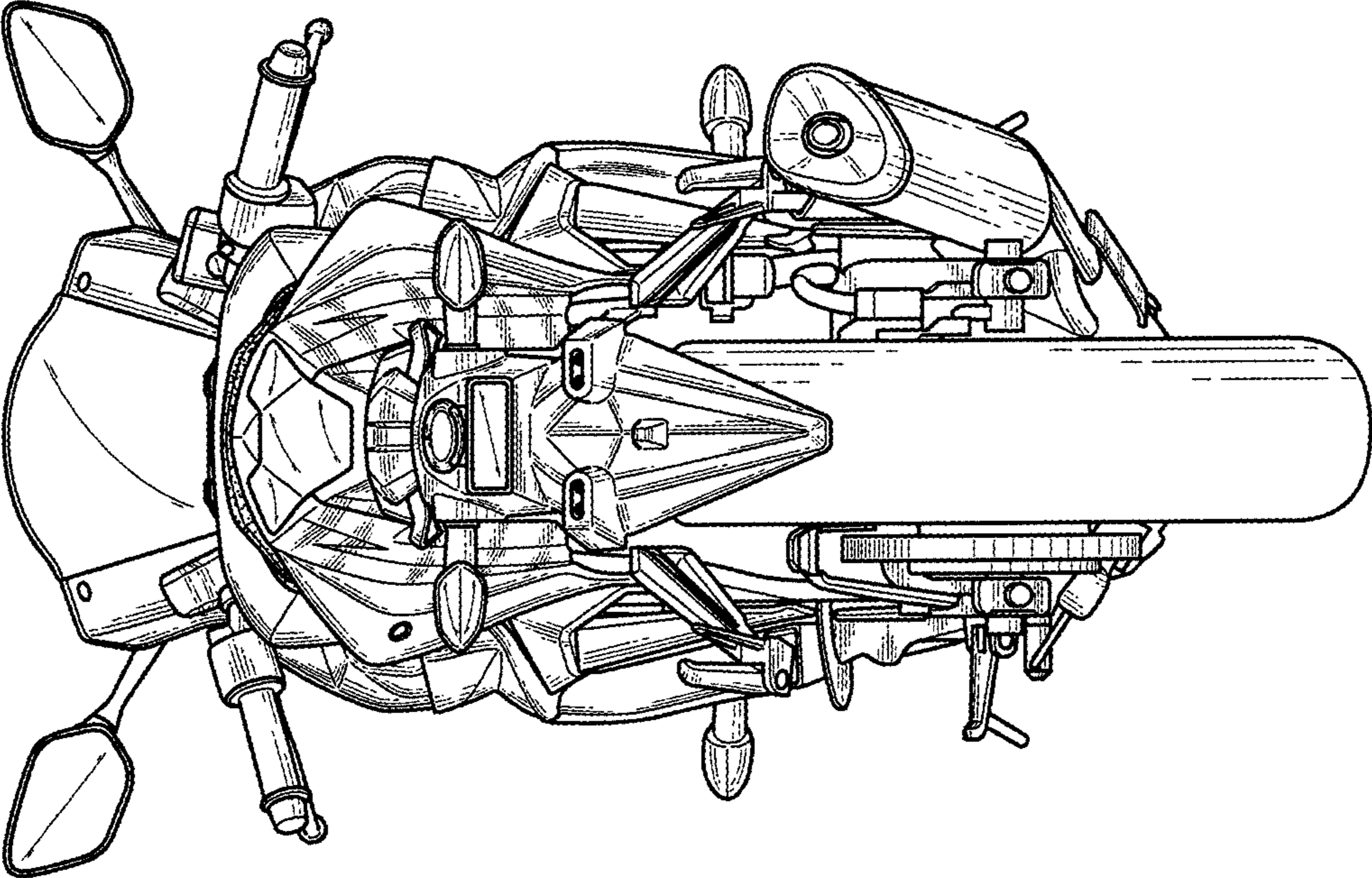


FIG. 4






FIG. 5

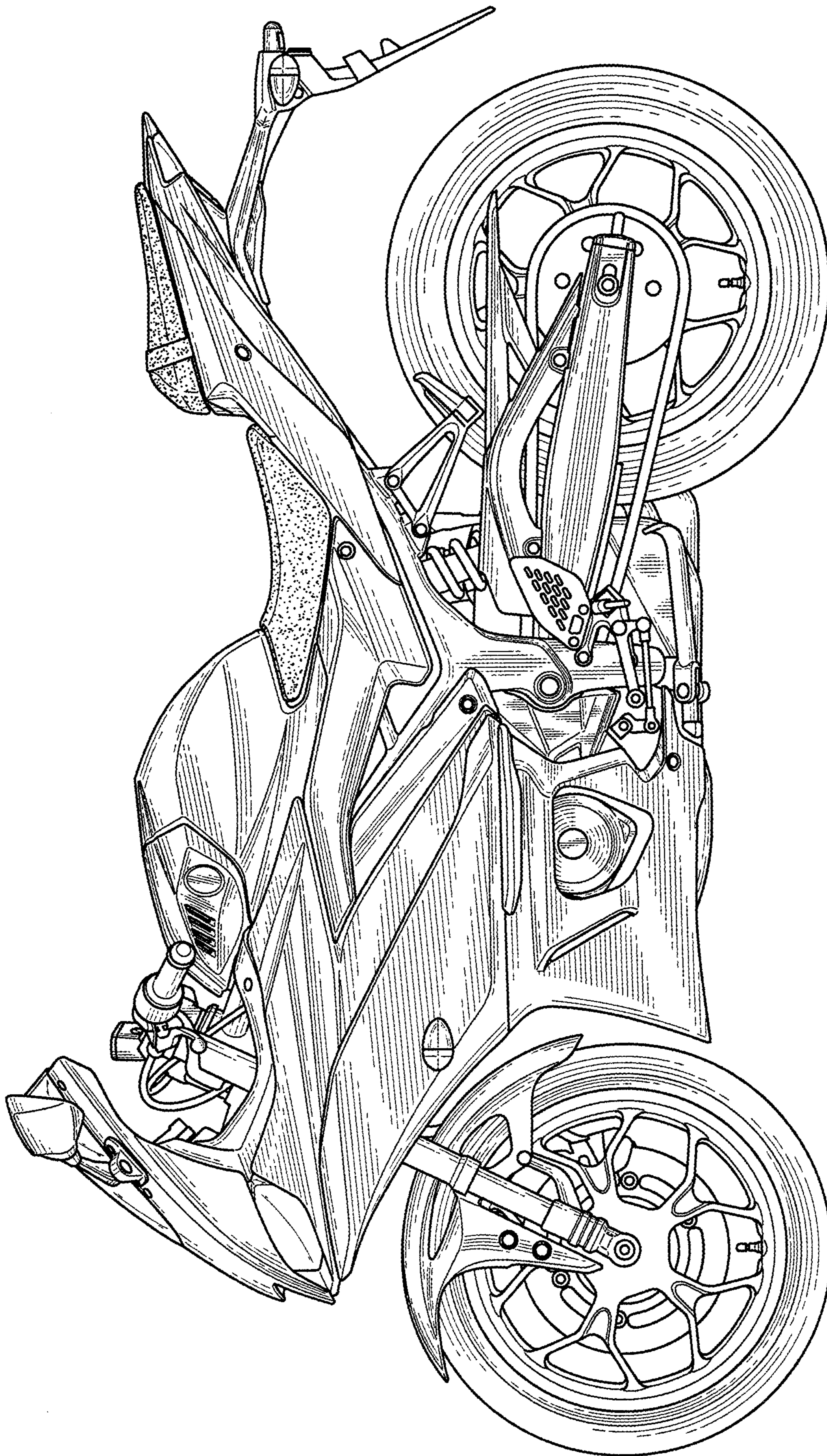


FIG. 6

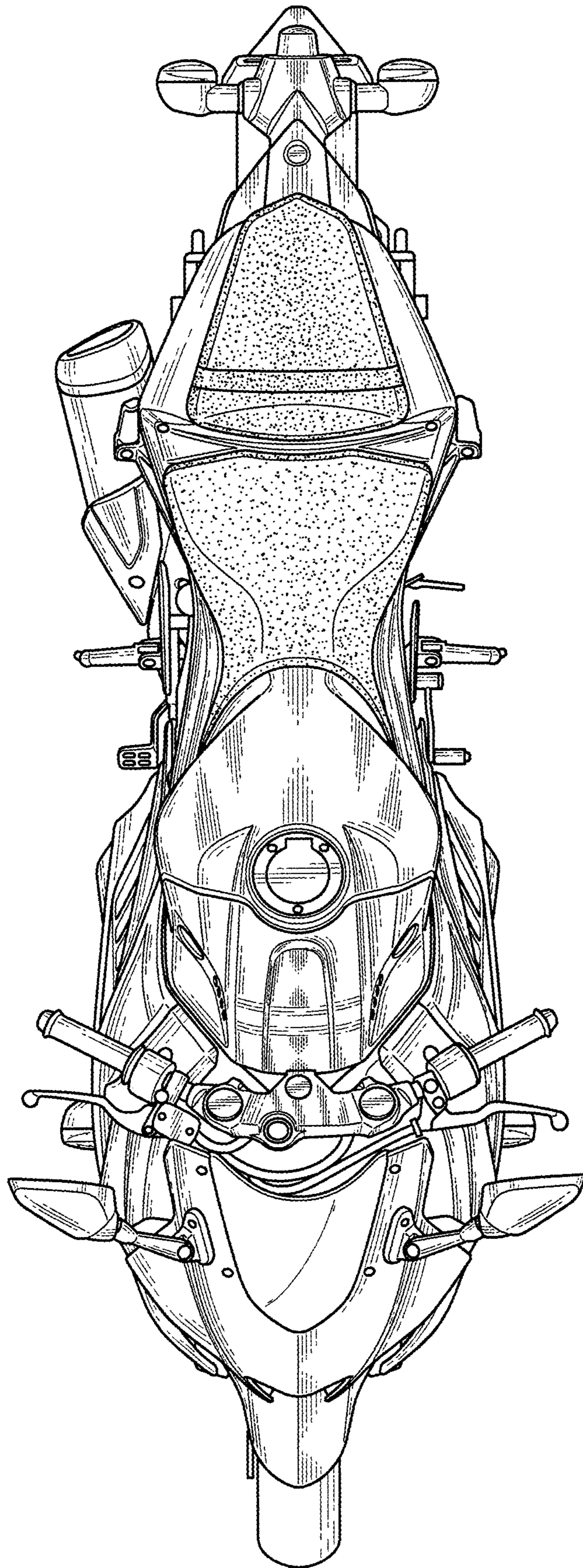


FIG. 7