



US00D884550S

(12) **United States Design Patent**  
**Frederick**

(10) **Patent No.:** **US D884,550 S**

(45) **Date of Patent:** **\*\* May 19, 2020**

(54) **VESSEL**

(71) Applicant: **John C. Frederick**, Jim Thorpe, PA  
(US)

(72) Inventor: **John C. Frederick**, Jim Thorpe, PA  
(US)

(73) Assignee: **John C. Frederick**, Jim Thorpe, PA  
(US)

(\*\*) Term: **15 Years**

(21) Appl. No.: **29/645,083**

(22) Filed: **Apr. 23, 2018**

(51) **LOC (12) Cl.** ..... **11-02**

(52) **U.S. Cl.**  
USPC ..... **D11/146**

(58) **Field of Classification Search**  
USPC ..... D7/316, 213, 514, 515, 601; D8/40;  
D10/118; D11/143, 144, 153, 146, 154  
CPC ..... A47G 19/2205; A47G 19/2227; A47G  
19/22; A45F 3/20; A45F 3/16; B65D  
47/066  
See application file for complete search history.

(56) **References Cited**

**U.S. PATENT DOCUMENTS**

D391,718 S \* 3/1998 Cagas ..... D11/146  
D446,748 S \* 8/2001 Hutton ..... D11/146

D602,396 S \* 10/2009 Conway ..... D11/146  
D653,989 S \* 2/2012 Falduto ..... D11/146  
D654,761 S \* 2/2012 Herbst ..... D11/146  
D691,408 S \* 10/2013 Chiorazzi ..... D11/146  
D700,468 S \* 3/2014 Chiorazzi ..... D11/146  
D710,743 S \* 8/2014 Barter ..... D11/146  
D811,674 S \* 2/2018 Krause ..... D32/40  
D818,639 S \* 5/2018 Kayvon ..... D27/170  
D822,298 S \* 7/2018 Krause ..... D32/43  
D822,927 S \* 7/2018 Krause ..... D32/43  
D835,773 S \* 12/2018 Yu ..... D23/366  
D840,755 S \* 2/2019 Kehoe ..... D7/523  
2019/0098989 A1 \* 4/2019 Hoskins ..... A45F 3/20

\* cited by examiner

*Primary Examiner* — Karen S Acker  
*Assistant Examiner* — Steven B Reinholdt, Jr.


(57) **CLAIM**

The ornamental design for a vessel, as shown.

**DESCRIPTION**

FIG. 1 is a front perspective view of a vessel showing my new design;  
FIG. 2 is a front elevational view thereof;  
FIG. 3 is a rear elevational view thereof;  
FIG. 4 is a left side elevational view thereof, the right side elevational view is a mirror image thereof;  
FIG. 5 is a top plan view thereof; and,  
FIG. 6 is a bottom plan view thereof.

**1 Claim, 5 Drawing Sheets**






FIG. 1






FIG. 2

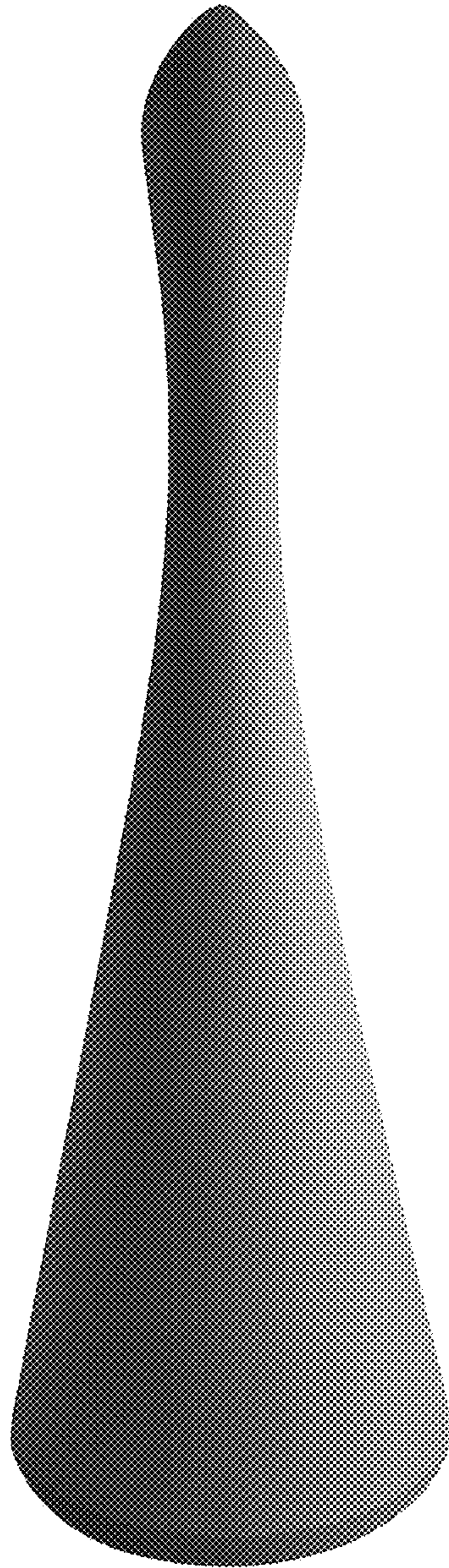


FIG. 3




FIG. 4






FIG. 5




FIG. 6