



US00D884545S

(12) **United States Design Patent**
Wang

(10) **Patent No.:** **US D884,545 S**

(45) **Date of Patent:** **** May 19, 2020**

(54) **PENDANT**

(71) Applicant: **Yan Wang**, Jinhua (CN)

(72) Inventor: **Yan Wang**, Jinhua (CN)

(**) Term: **15 Years**

(21) Appl. No.: **29/711,601**

(22) Filed: **Nov. 1, 2019**

(51) **LOC (12) Cl.** **11-01**

(52) **U.S. Cl.**
USPC **D11/84**

(58) **Field of Classification Search**

USPC D11/1-25, 56, 63, 67, 77, 96, 79-85
CPC ... A44C 15/00; A44C 15/0005; A44C 15/001;
A44C 15/0015; A44C 15/002; A44C
15/0025; A44C 15/003; A44C 15/0035;
A44C 15/004; A44C 15/0045; A44C
15/005; A44C 15/0055; A44C 15/006;
A44C 15/0065; A44C 25/00; A44C
25/001; A44C 25/007; A44C 5/00

See application file for complete search history.

(56) **References Cited**

U.S. PATENT DOCUMENTS

D9,955 S *	5/1877	Woods	D11/84
D38,475 S *	3/1907	Arnold	D11/84
D110,149 S *	6/1938	Mazer	D11/14
D120,594 S *	5/1940	Philippe	D11/10
D133,373 S *	8/1942	Meyer	D11/67
D147,444 S *	9/1947	Katz	D11/10
D151,939 S *	11/1948	Reinstein	D11/7
D166,318 S *	4/1952	Katz	D11/85
D168,558 S *	1/1953	Katz	D11/79
D172,504 S *	6/1954	Katz	D11/10
D177,820 S *	5/1956	Katz	D11/86
D185,969 S *	8/1959	Katz	D10/30
D248,286 S *	6/1978	Barr	D11/33

D484,069 S *	12/2003	Robinson	D11/80
D486,384 S	2/2004	Fahy et al.		
D640,950 S *	7/2011	Zuiderveld	D11/84
D689,786 S *	9/2013	Flores	D11/3
D779,361 S *	2/2017	Yatsugi-Kang	D11/7
D833,871 S	11/2018	Katopis		

OTHER PUBLICATIONS

[Online] https://www.amazon.com/MyLittleSunflower-Sunshine-Necklace-Sunflower-Engraved/dp/B07ZJYHG8B/ref=sr_1_14?dchild=1&keywords=my+little+sunflower+necklace&qid=15829442628sr=8-14. Retrieved Feb. 28, 2020.*

* cited by examiner

Primary Examiner — Melanie Pellegrini

(74) *Attorney, Agent, or Firm* — Erson IP (Nelson IP)

(57) **CLAIM**

The ornamental design for a pendant, as shown and described.

DESCRIPTION

FIG. 1 is a perspective view of a pendant showing my new design;

FIG. 2 is a front view thereof of open state;

FIG. 3 is a front view thereof;

FIG. 4 is a rear view thereof;

FIG. 5 is a left side view thereof;


FIG. 6 is a right side view thereof;

FIG. 7 is a top plan view thereof; and,

FIG. 8 is a bottom plan view thereof.

The broken lines are for the purposes of illustrating portions of the pendant and form no part of the claimed design.

1 Claim, 8 Drawing Sheets






FIG. 1




FIG. 2




FIG. 3




FIG. 4

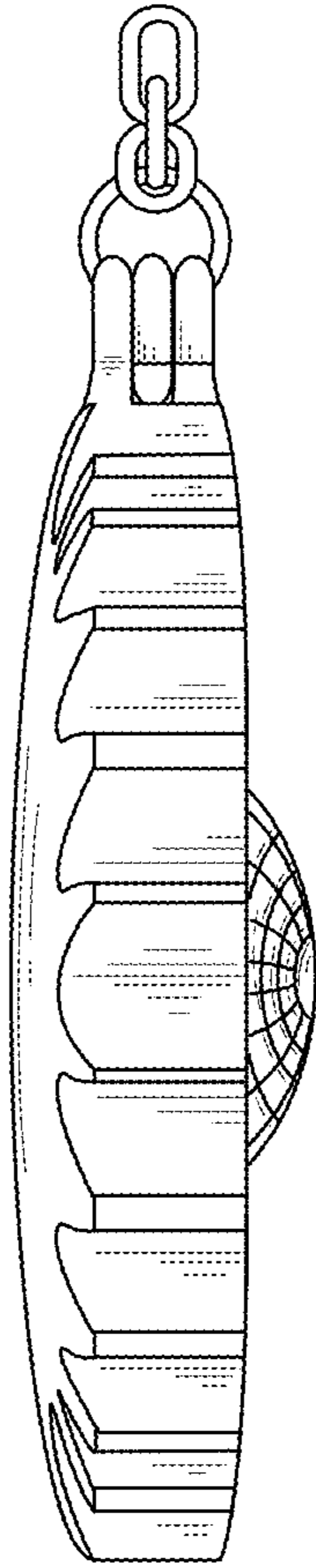


FIG. 5

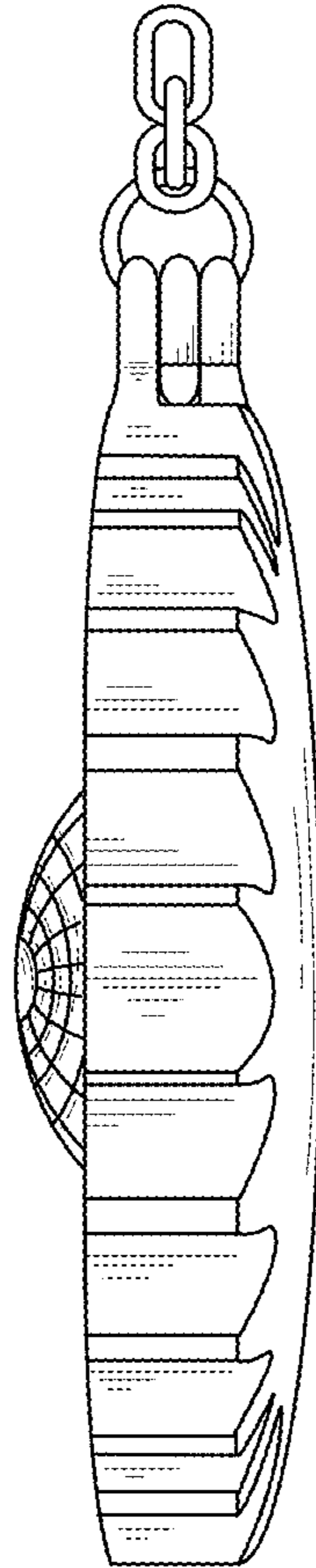


FIG. 6

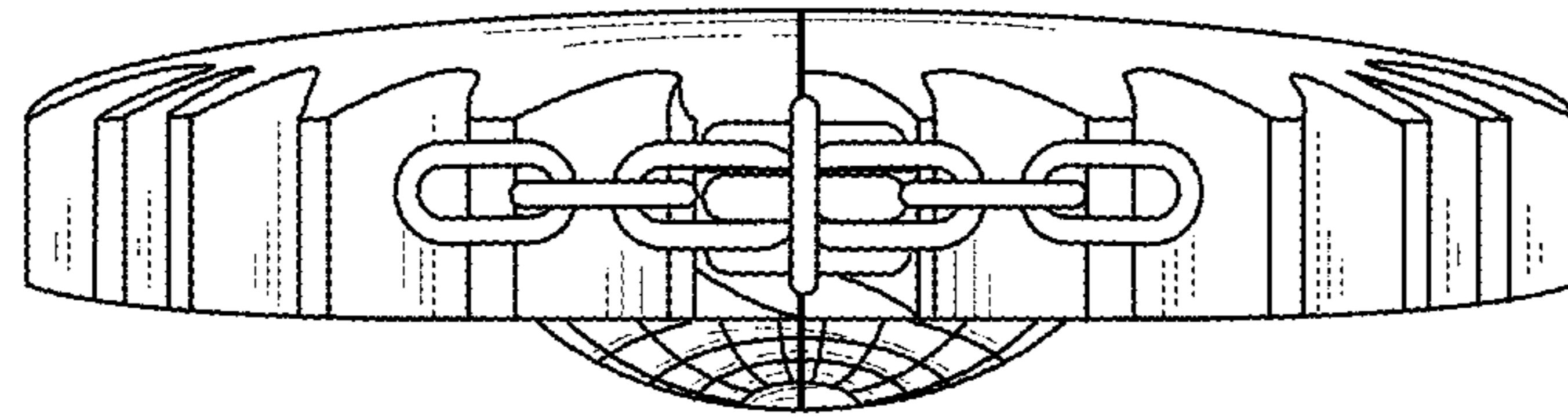


FIG. 7

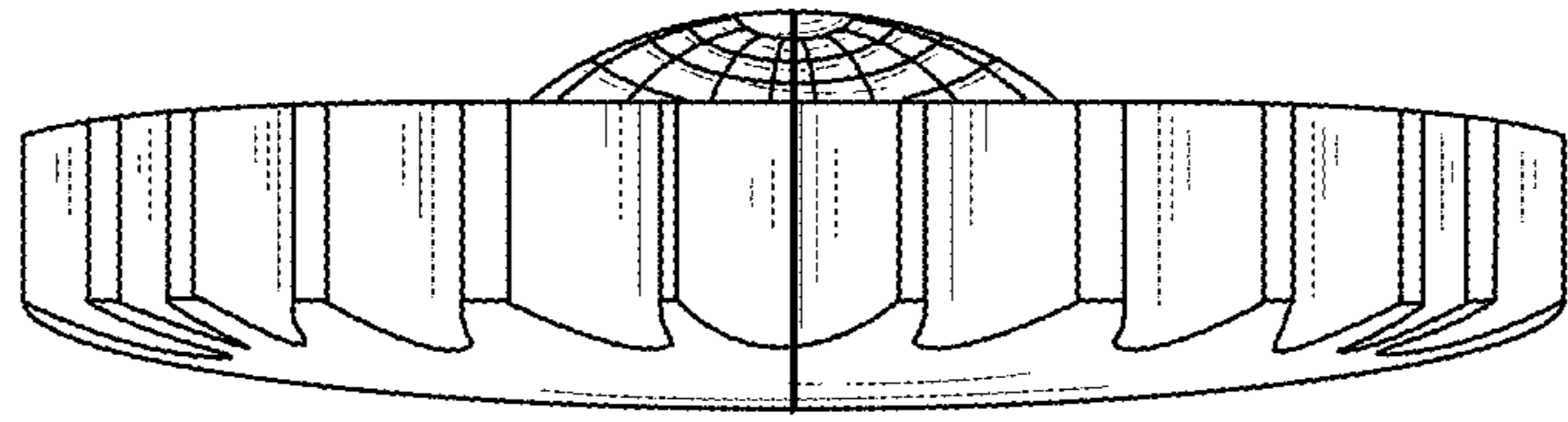


FIG. 8