



US00D884543S

(12) **United States Design Patent** (10) **Patent No.:** **US D884,543 S**
Perego (45) **Date of Patent:** **** May 19, 2020**

(54) **FINGER RING**
(71) Applicant: **CHARLES ZUBER SA**, Satigny (CH)
(72) Inventor: **Vincent Perego**, Vessy (CH)
(73) Assignee: **CHARLES ZUBER SA**, Satigny (CH)
(**) Term: **15 Years**
(21) Appl. No.: **35/505,224**

D153,058 S * 3/1949 Chernow D11/79
D168,769 S * 2/1953 Steiner D11/29
D170,526 S * 10/1953 Del Mas D11/26
D174,650 S * 5/1955 Philippe D11/43
2,740,662 A * 4/1956 Scott A44C 7/00
239/36
D179,351 S * 12/1956 Katz D11/75
2,882,702 A * 4/1959 Goldberg A44C 7/008
411/918
D196,870 S * 11/1963 Newman D11/34
D224,555 S * 8/1972 Willner D11/26
(Continued)

(22) Filed: **Jun. 7, 2018**

OTHER PUBLICATIONS

(80) **Hague Agreement Data**

Egg charm pendant with diamonds (available online) Retrieved from the internet Feb. 11, 2019 from URL: <http://www.thejewelleryeditor.com/shop/product/tiffany-jean-schlumberger-egg-charm-pendant-diamonds/>.*

Int. Filing Date: **Jun. 7, 2018**
Int. Reg. No.: **DM/101736**
Int. Reg. Date: **Jun. 7, 2018**
Int. Reg. Pub. Date: **Jul. 6, 2018**

(Continued)

(51) **LOC (12) Cl.** **11-01**

Primary Examiner — George D. Kirschbaum

(52) **U.S. Cl.**
USPC **D11/34**

Assistant Examiner — Richard Kearney

(58) **Field of Classification Search**
USPC D11/1, 2, 7, 26, 34, 40, 41, 43, 67, 75,
D11/86, 87, 184
CPC A44C 3/007; A44C 3/008; A44C 7/00;
A44C 7/003; A44C 7/004; A44C 9/00;
A44C 15/001; A44C 17/02; A44C
25/001; A44C 25/007

(74) *Attorney, Agent, or Firm* — Ohlandt, Greeley,
Ruggiero & Perle, L.L.P.

See application file for complete search history.

(57) **CLAIM**

The ornamental design for a finger ring, as shown and described.

(56) **References Cited**

DESCRIPTION

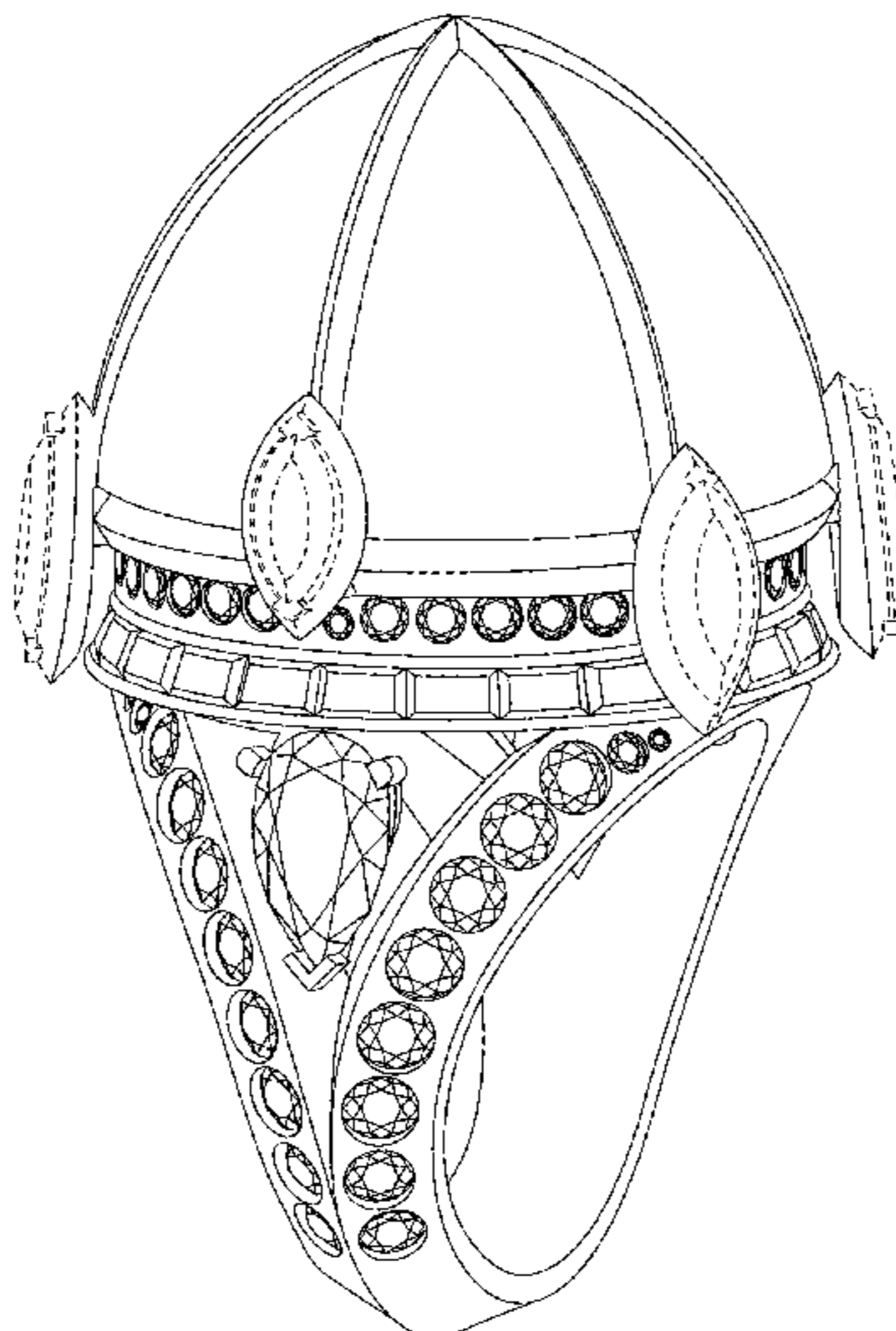
U.S. PATENT DOCUMENTS

D52,926 S * 1/1919 Wellencheck D11/87
D71,493 S * 11/1926 Kislinger D10/30
D72,602 S * 5/1927 Coyle D11/2
D72,655 S * 5/1927 Frech D11/2
2,125,267 A * 8/1938 Bekan D04B 3/06
242/146
D131,797 S * 3/1942 Barbieri 63/15
D147,571 S * 9/1947 Wagner D11/26
D151,267 S * 10/1948 Katz D11/44

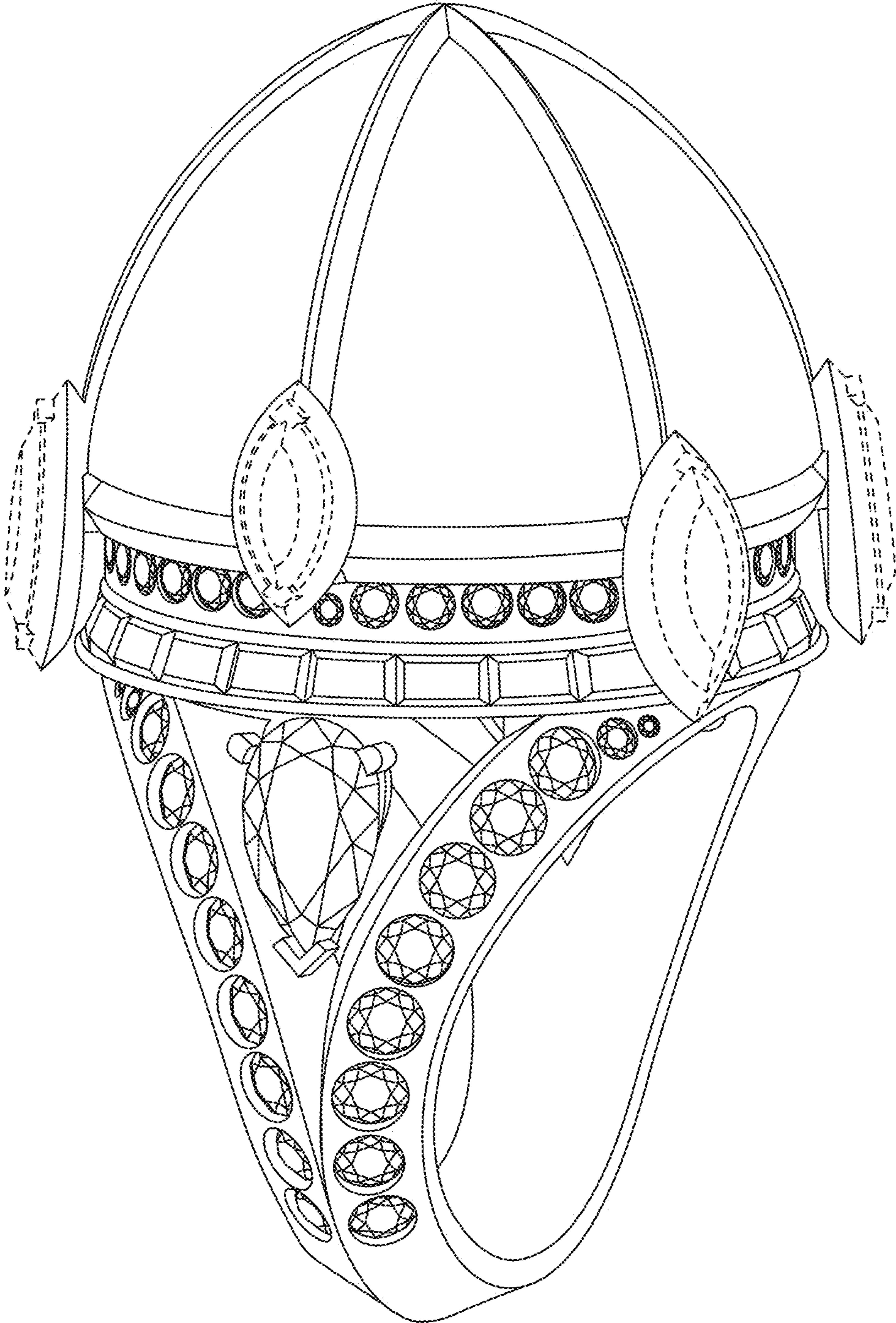
FIG. 4.1 is a top side perspective view of a finger ring according to the present disclosure;
FIG. 4.2 is a bottom view thereof;
FIG. 4.3 is a first side view thereof;
FIG. 4.4 is a second side view thereof opposite the first side;
FIG. 4.5 is a top view thereof;
FIG. 4.6 is a front view thereof; and
FIG. 4.7 is a rear view thereof.

The features in broken lines of the figures are included to show portions of the finger ring that form no part of the claimed design.


1 Claim, 7 Drawing Sheets




4.1




4.2



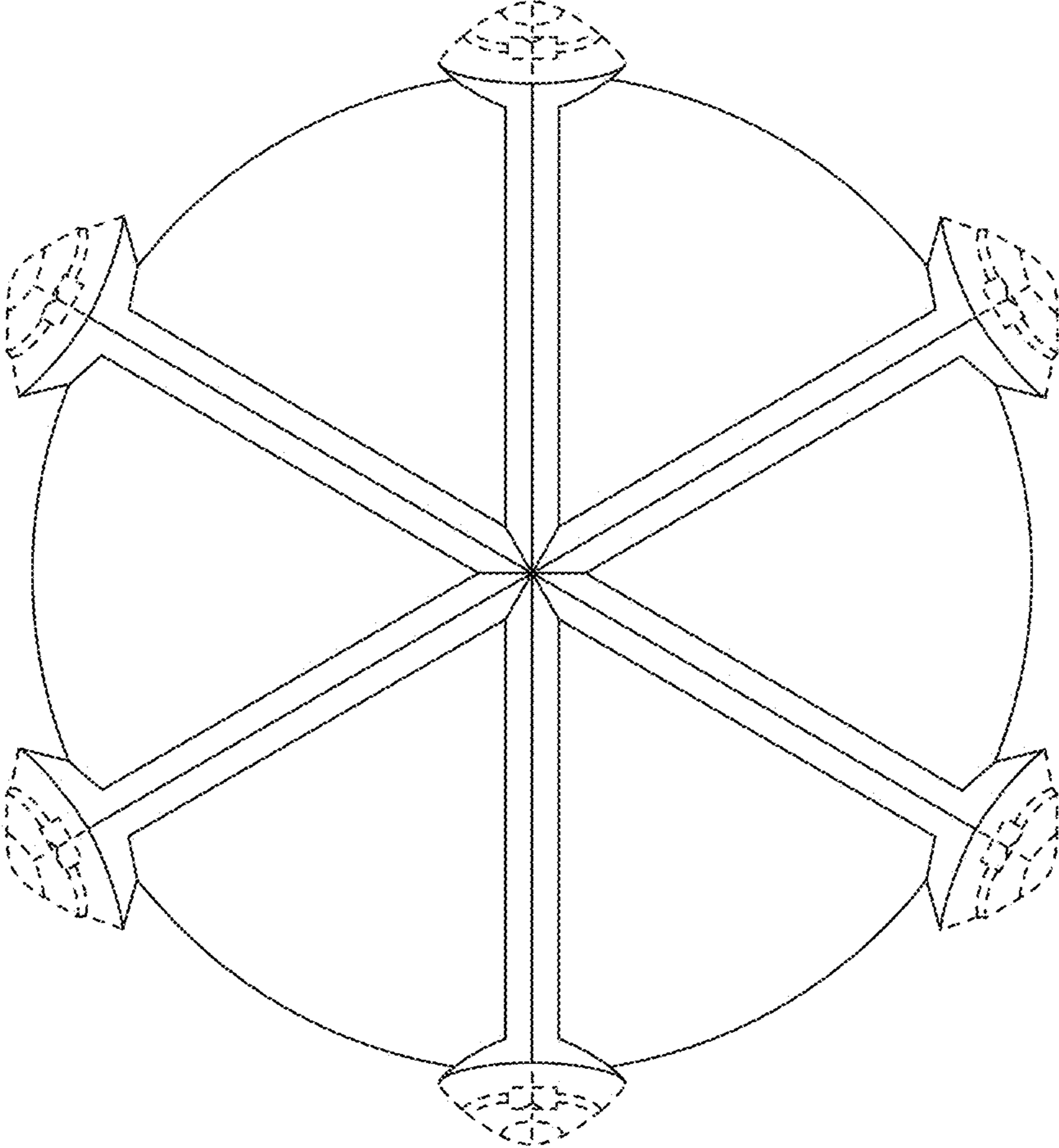
4.3



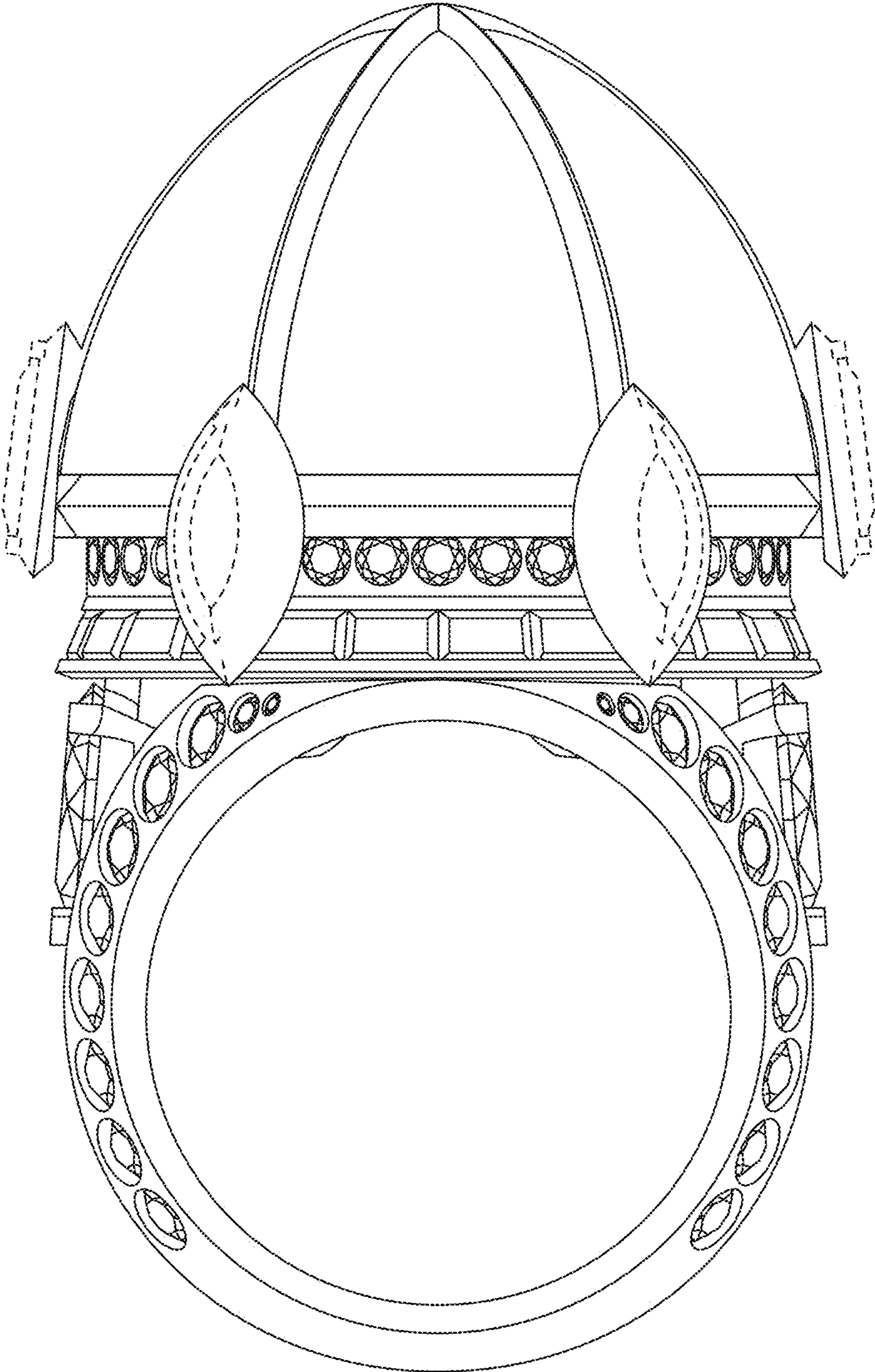
4.4



4.5



4.6



4.7

