



US00D884515S

(12) **United States Design Patent** (10) **Patent No.:** **US D884,515 S**
Mathew (45) **Date of Patent:** **** May 19, 2020**

- (54) **ELECTRIC-ACOUSTIC TESTING DEVICE**
- (71) Applicant: **AUDIO PRECISION, INC.,**
Beaverton, OR (US)
- (72) Inventor: **David W. Mathew,** Portland, OR (US)
- (73) Assignee: **AUDIO PRECISION, INC.,**
Beaverton, OR (US)
- (**) Term: **15 Years**
- (21) Appl. No.: **29/674,378**
- (22) Filed: **Dec. 20, 2018**
- (51) **LOC (12) Cl.** **10-04**
- (52) **U.S. Cl.**
USPC **D10/75**
- (58) **Field of Classification Search**
USPC D10/75, 76
See application file for complete search history.

(56) **References Cited**

U.S. PATENT DOCUMENTS

D217,869 S *	6/1970	Shmurak et al.	D10/75
D798,171 S *	9/2017	Blier	D10/75
D842,144 S *	3/2019	Blier	D10/75

OTHER PUBLICATIONS

“APx52x: The ideal balance of analog performance and breadth of digital I/O,” Audio Precision Website, Available Online at <https://www.ap.com/analyzers-accessories/apx52x/>, Available as Early as May 10, 2016, 2 pages.

“APx58x: Channel count meets broad range of digital I/O for simultaneous, multichannel audio test.,” Audio Precision Website, Available Online at <https://www.ap.com/analyzers-accessories/apx58x/>, Available as Early as May 10, 2016, 3 pages.

“APx555: The New Standard-performance and versatility in audio analysis,” Audio Precision Website, Available Online at <https://www.ap.com/analyzers-accessories/apx555/>, Available as Early as May 10, 2016, 3 pages.

“APx515: Ideal for production test and entry-level R&D applications,” Audio Precision Website, Available Online at <https://www.ap.com/analyzers-accessories/apx515/>, Available as Early as May 10, 2016, 3 pages.

“APx511: Ideal for production test and entry-level R&D applications,” Audio Precision Website, Available Online at <https://www.ap.com/analyzers-accessories/apx511/>, Available as Early as May 11, 2016, 3 pages.

* cited by examiner

Primary Examiner — Antoine Duval Davis

(74) *Attorney, Agent, or Firm* — McCoy Russell LLP

(57) **CLAIM**

The ornamental design for an electric-acoustic testing device, as shown and described.

DESCRIPTION

FIG. 1 is a front view of an electric-acoustic testing device of the present invention.

FIG. 2 is a rear view of the electric-acoustic testing device of FIG. 1.

FIG. 3 is a left side view of the electric-acoustic testing device of FIG. 1.

FIG. 4 is a right side view of the electric-acoustic testing device of FIG. 1.

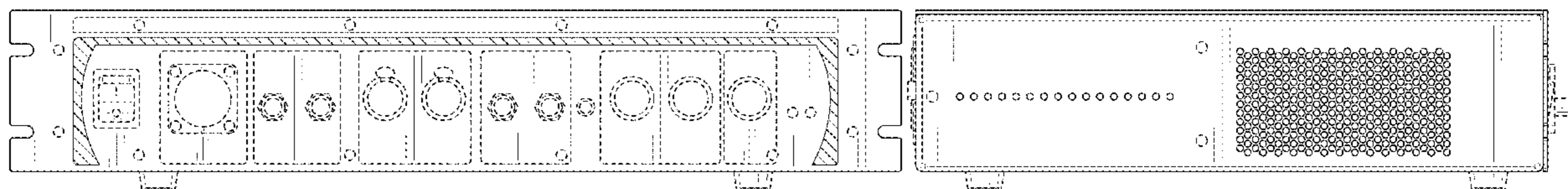
FIG. 5 is a top view of the electric-acoustic testing device of FIG. 1; and,

FIG. 6 is a bottom view of the electric-acoustic testing device of FIG. 1.

The dash lines in FIGS. 1-6 illustrate portions of the electric-acoustic testing device that form no part of the claimed design.

The diagonal hatch shading applied to the view depicted in FIG. 1 represents contrasting appearance to the adjacent non-diagonal-hatch shading area.

1 Claim, 6 Drawing Sheets



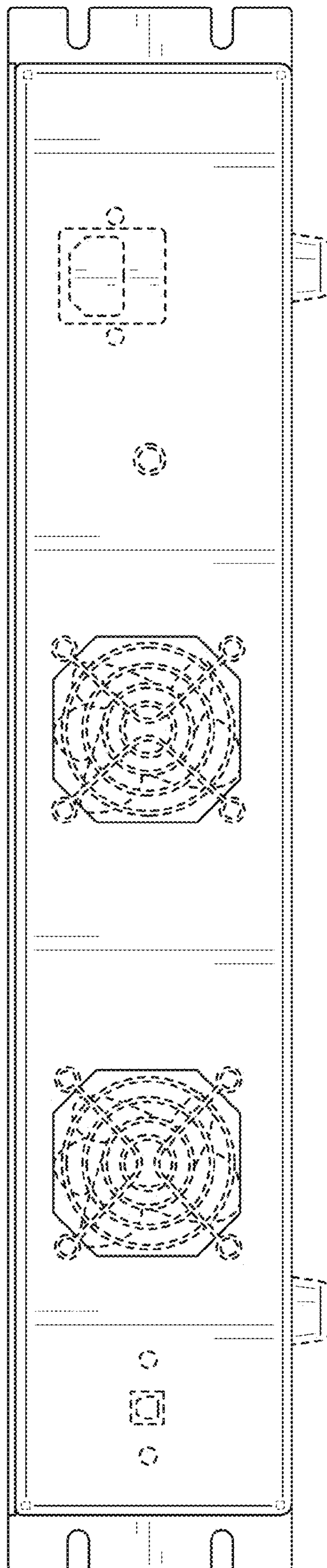


FIG. 2

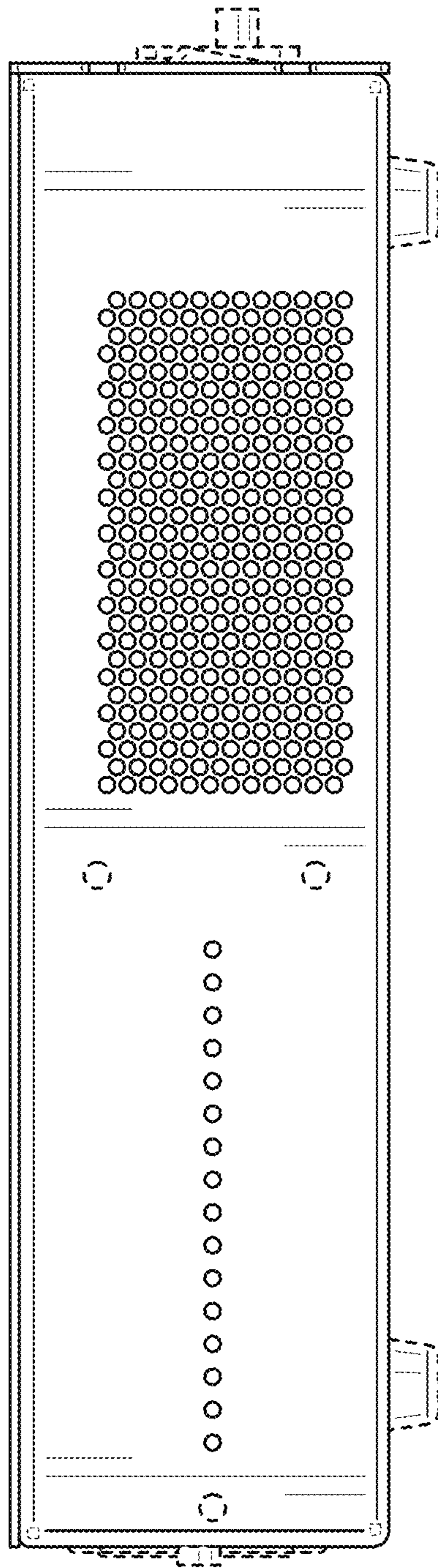


FIG. 3




FIG. 4




FIG. 5

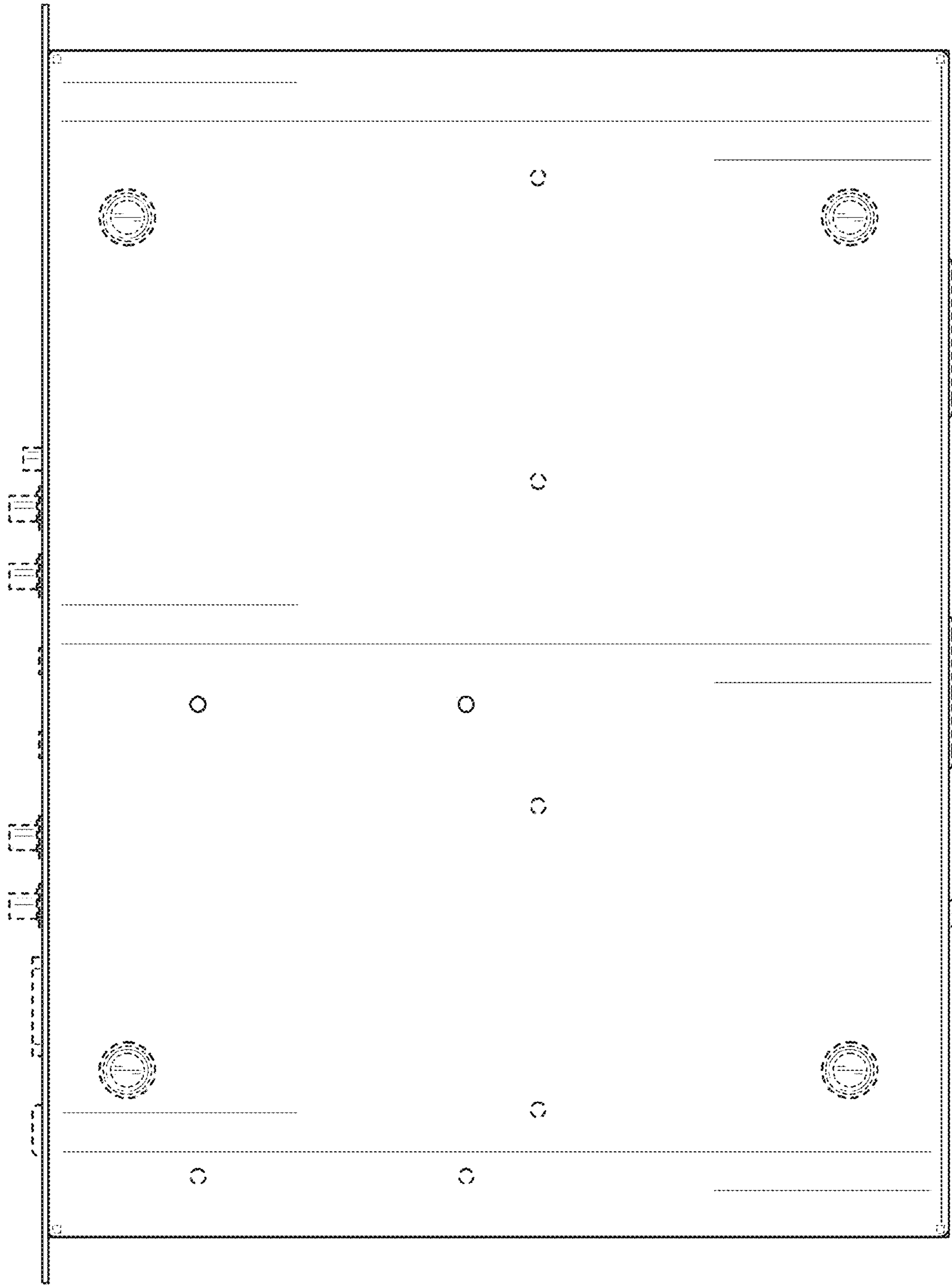


FIG. 6