



US00D884501S

(12) **United States Design Patent**
Lei

(10) **Patent No.:** **US D884,501 S**

(45) **Date of Patent:** **** May 19, 2020**

- (54) **PROFILE GAUGE**
- (71) Applicant: **Dongliang Lei**, Hu'nan (CN)
- (72) Inventor: **Dongliang Lei**, Hu'nan (CN)
- (**) Term: **15 Years**
- (21) Appl. No.: **29/716,828**
- (22) Filed: **Dec. 12, 2019**
- (51) **LOC (12) Cl.** **10-04**
- (52) **U.S. Cl.**
USPC **D10/65**
- (58) **Field of Classification Search**
USPC D10/71, 64, 65
CPC G01B 5/20; G01B 5/207
See application file for complete search history.

- 2,615,256 A * 10/1952 Olson G01B 5/20
33/561.1
- 2,949,674 A * 8/1960 Wexler G01B 5/20
33/561.1
- 3,678,587 A * 7/1972 Madden G01B 5/20
33/561.1
- D671,018 S * 11/2012 Maste G01B 5/20
D10/65
- 9,404,726 B2 * 8/2016 Shu G01B 5/207
- 2012/0266472 A1 * 10/2012 Liza E04F 21/0076
33/527

* cited by examiner

Primary Examiner — Antoine Duval Davis

(74) *Attorney, Agent, or Firm* — Justin Lampel

(57) **CLAIM**

An ornamental design of a profile gauge, as shown in the drawings and described herein.

DESCRIPTION

FIG. 1 is a perspective view of a profile gauge showing the claimed design;

FIG. 2 is a top plan view thereof;

FIG. 3 is a rear elevational view thereof;

FIG. 4 is a bottom plan view thereof;

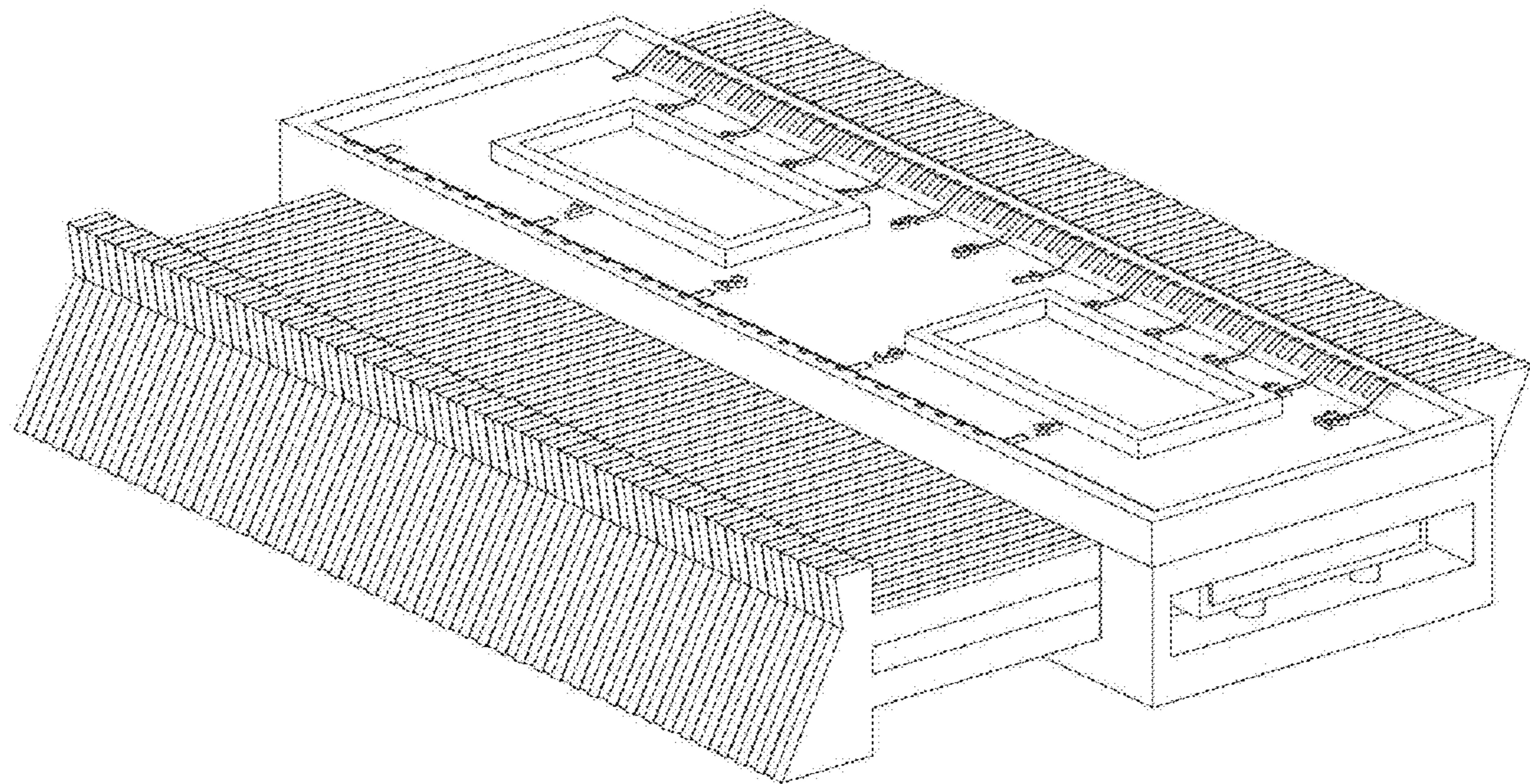
FIG. 5 is a right side view thereof;

FIG. 6 is a front elevational view thereof; and,

FIG. 7 is a left side view thereof.

1 Claim, 7 Drawing Sheets

- (56) **References Cited**
U.S. PATENT DOCUMENTS
- 241,241 A * 5/1881 Ruge
- 250,638 A * 12/1881 Barker
- 255,130 A * 12/1882 Barker
- 787,142 A * 11/1905 Barnett D10/65
- 1,041,145 A * 10/1912 Moss G01B 5/207
33/561.1
- 1,261,438 A * 4/1918 Reinhardt G01B 5/20
33/561.1



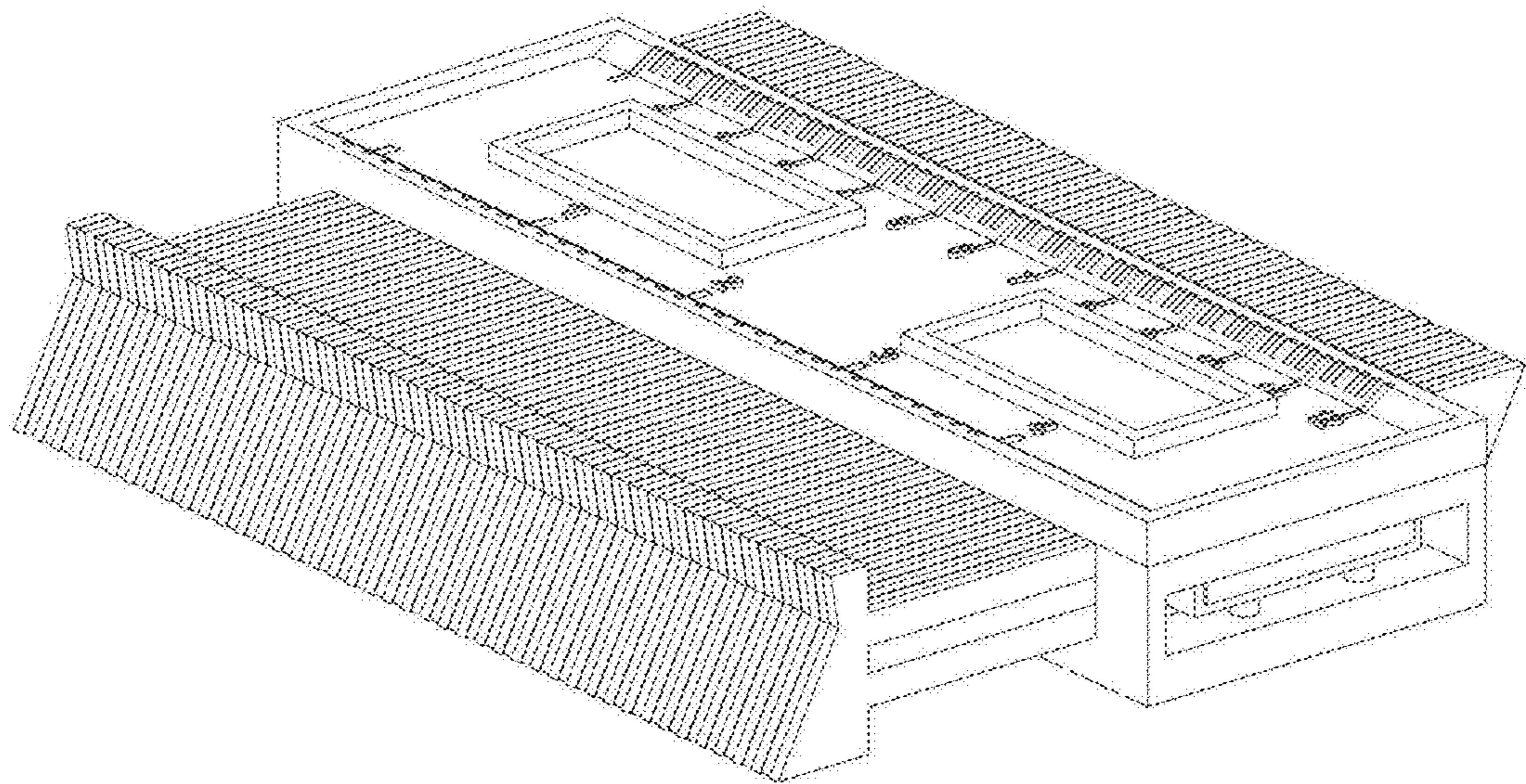


FIG.1

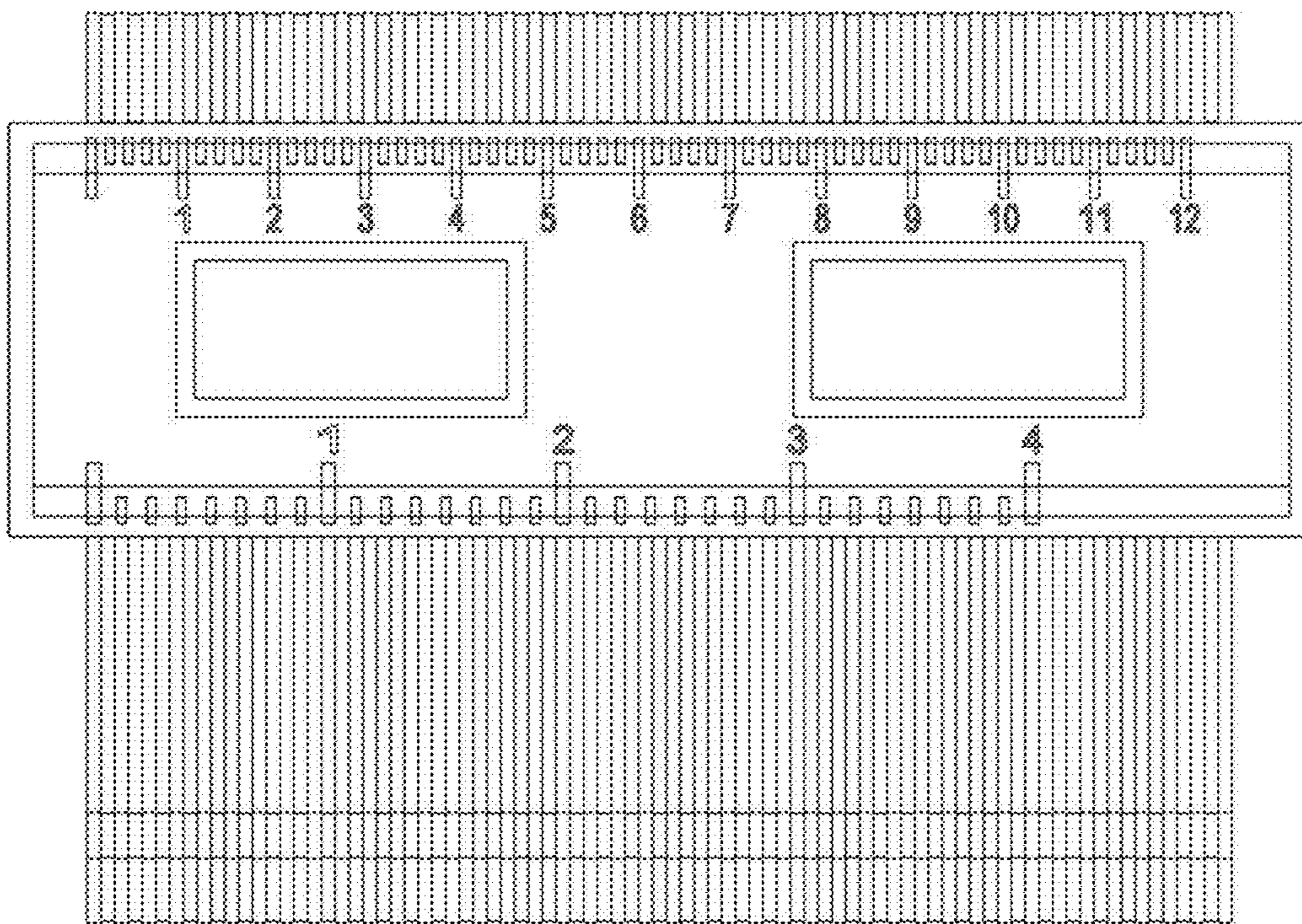


FIG. 2




FIG.3

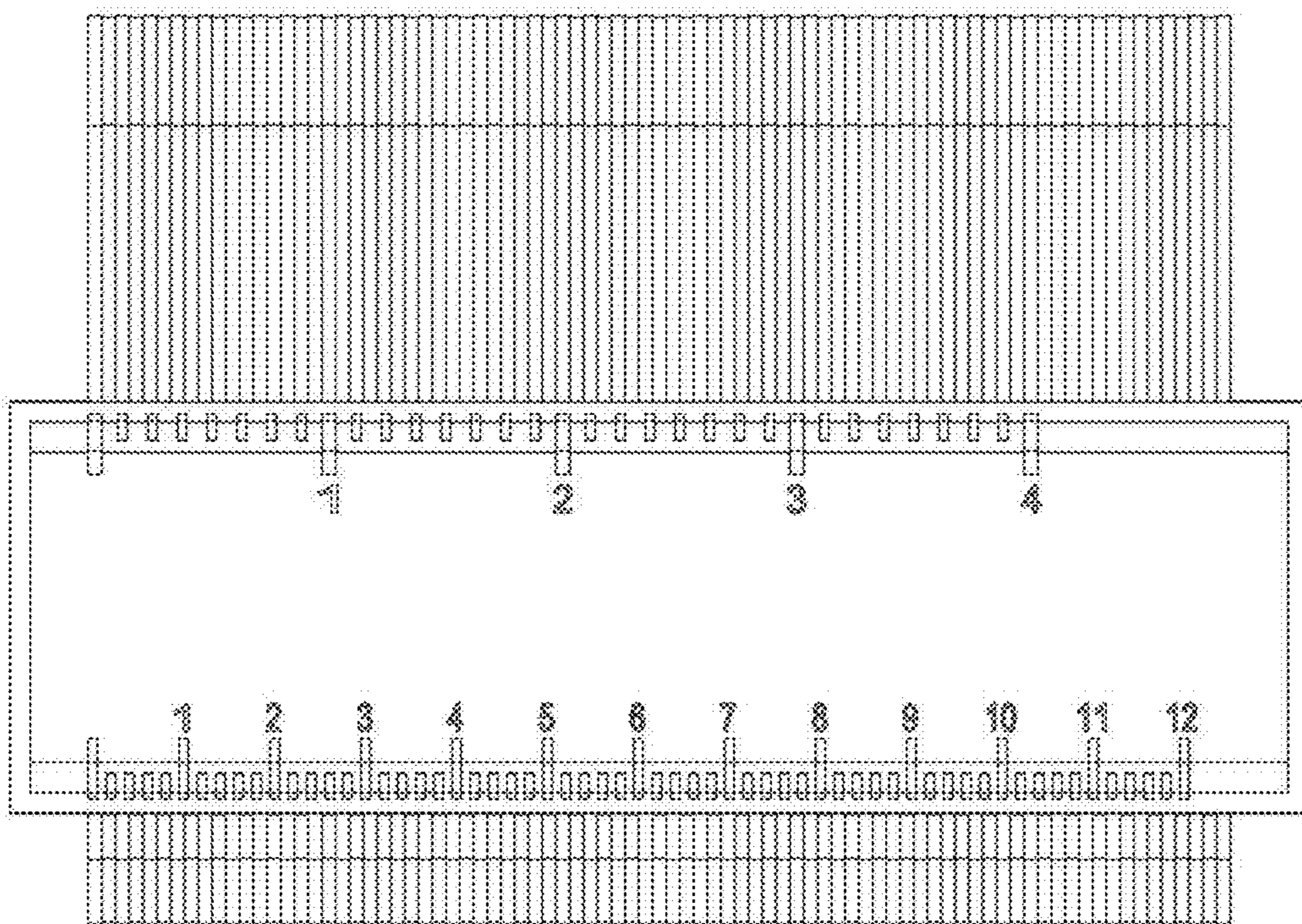


FIG.4

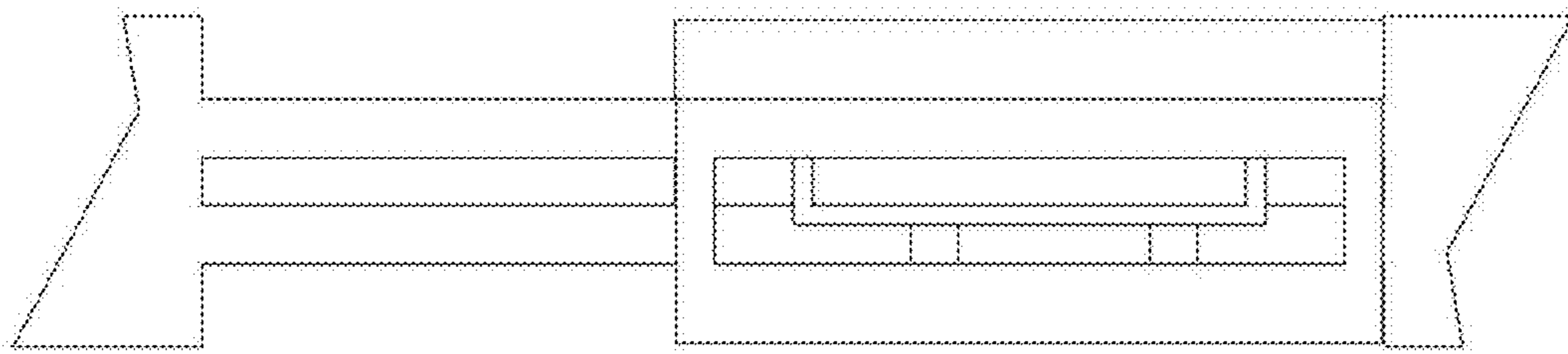


FIG.5




FIG.6

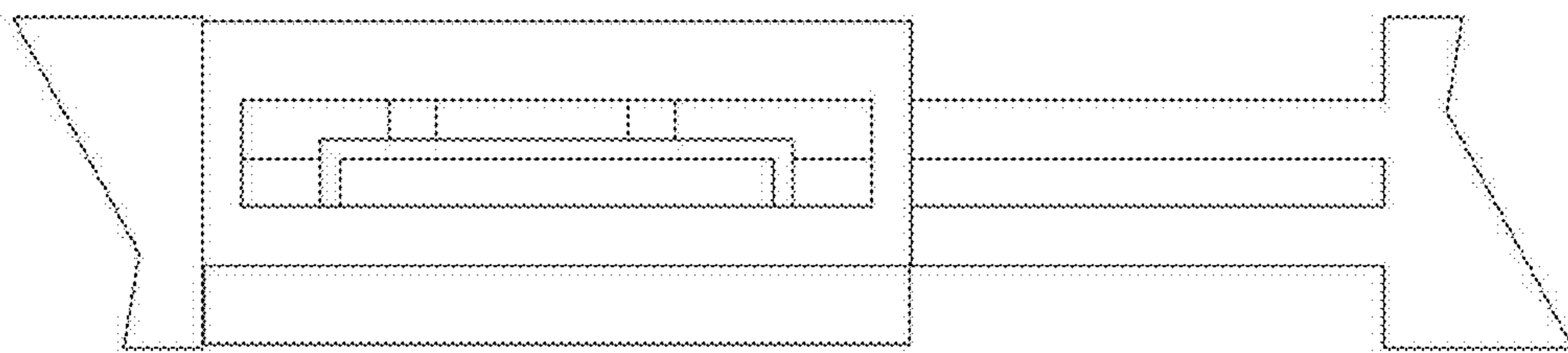


FIG.7