



US00D884479S

(12) **United States Design Patent**
Hall et al.

(10) **Patent No.:** **US D884,479 S**

(45) **Date of Patent:** **** May 19, 2020**

(54) **BOTTLE**

(71) Applicant: **Conopco, Inc.**, Englewood Cliffs, NJ
(US)

(72) Inventors: **John William Hall**, Amsterdam (NL);
Meng Lee Toh, Singapore (SG)

(73) Assignee: **Conopco, Inc.**, Englewood Cliffs, NJ
(US)

(**) Term: **15 Years**

(21) Appl. No.: **29/640,954**

(22) Filed: **Mar. 19, 2018**

(30) **Foreign Application Priority Data**

Sep. 22, 2017 (EM) 004369072-0001
Sep. 22, 2017 (EM) 004369072-0002
Sep. 22, 2017 (EM) 004369072-0003
Sep. 22, 2017 (EM) 004369072-0004

(51) **LOC (12) Cl.** **09-01**

(52) **U.S. Cl.**
USPC **D9/528**; D9/531; D9/575

(58) **Field of Classification Search**
USPC D9/434, 436, 440, 445, 447, 449, 453,
D9/454, 516, 528, 531, 540-543, 558,
D9/715, 719
CPC B65D 1/023; B65D 41/0442
See application file for complete search history.

(56) **References Cited**

U.S. PATENT DOCUMENTS

D292,489 S * 10/1987 Kowollik D9/440
D311,135 S * 10/1990 Maes D9/528
D347,790 S * 6/1994 Lathrop D9/523
5,464,107 A 11/1995 Koeniger
D424,946 S * 5/2000 Alsup D9/528
D467,506 S * 12/2002 Jones D9/543

D550,559 S * 9/2007 Meeker D9/528
D559,685 S * 1/2008 Riddick D9/516
D569,732 S * 5/2008 Georg-Muhlhausen D9/531
D576,046 S * 9/2008 Cardinal D9/531
D592,960 S * 5/2009 Ames D9/527
D595,137 S * 6/2009 Bates D9/531
D595,138 S * 6/2009 Ames D9/531
D611,826 S * 3/2010 Kuroki D9/531
D617,639 S * 6/2010 Casey D9/447
D632,579 S * 2/2011 Mayers D9/531

(Continued)

FOREIGN PATENT DOCUMENTS

WO WO2005075308 8/2005
WO WO2015093369 6/2015
WO WO2016032460 3/2016

OTHER PUBLICATIONS

Search Report and Written Opinion in EP17192767, Mar. 6, 2018.
Co-pending Application: Applicant: Hall et al., Filed: Mar. 19, 2018.

Primary Examiner — Shannon W Morgan

Assistant Examiner — Keith Frank

(74) *Attorney, Agent, or Firm* — Gerard J. McGowan, Jr.

(57) **CLAIM**

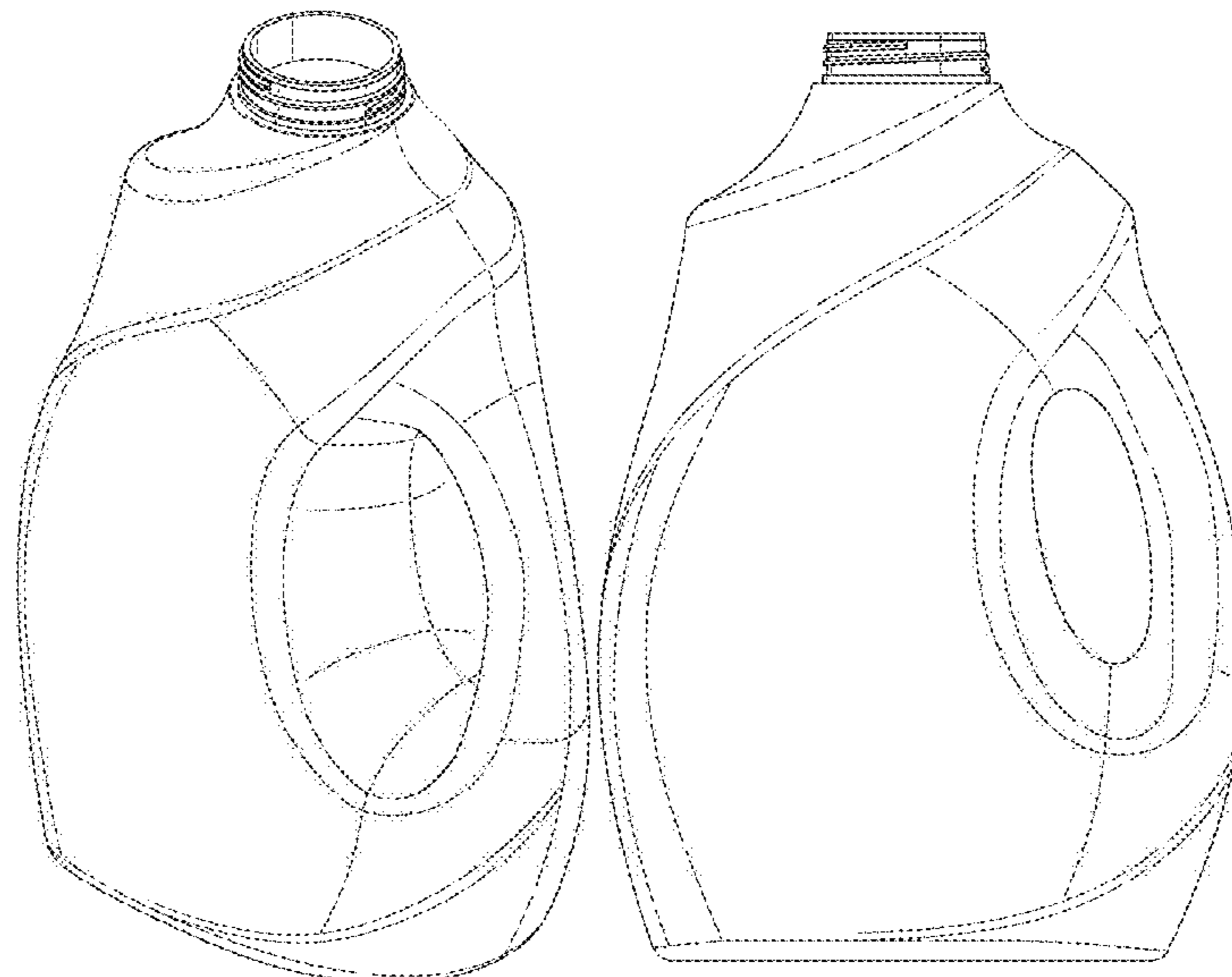
The appearance of a bottle, as shown and described.

DESCRIPTION

FIG. 1 is a front perspective view from the top right side;
FIG. 2 is a front view thereof;
FIG. 3 is a back view thereof;
FIG. 4 is a left side view thereof;
FIG. 5 is a right side view thereof;
FIG. 6 is a top view thereof; and,
FIG. 7 is a bottom view thereof.

The broken lines in the drawings showing of the bottle illustrate the portions of the bottle that form no part of the claimed design.

1 Claim, 6 Drawing Sheets



(56)

References Cited

U.S. PATENT DOCUMENTS

D649,882	S	*	12/2011	Fleischhacker	D9/516
D656,030	S	*	3/2012	Lee	D9/531
D657,255	S	*	4/2012	Weaver	D9/531
D657,256	S	*	4/2012	Weaver	D9/531
D666,491	S	*	9/2012	Adams	B65D 83/205
					D9/445
D709,761	S	*	7/2014	Sanders	D9/445
D720,155	S		12/2014	Watabe	
D726,014	S	*	4/2015	Jasso Gomez	D9/531
D730,184	S		5/2015	Matsushita	
D732,966	S	*	6/2015	Davis	D9/531
D746,140	S	*	12/2015	Watabe	D9/445
D762,118	S		7/2016	Velmer et al.	
D768,482	S		10/2016	Berlepsch	
D781,708	S		3/2017	Jasso Gomez	
D792,225	S	*	7/2017	Tjahjadi	D9/531
D794,462	S	*	8/2017	Gerhards	D9/527
D808,264	S		1/2018	Neuhalfen et al.	
D822,486	S		7/2018	Clarke et al.	
2014/0192610	A1		7/2014	Holmes	

* cited by examiner

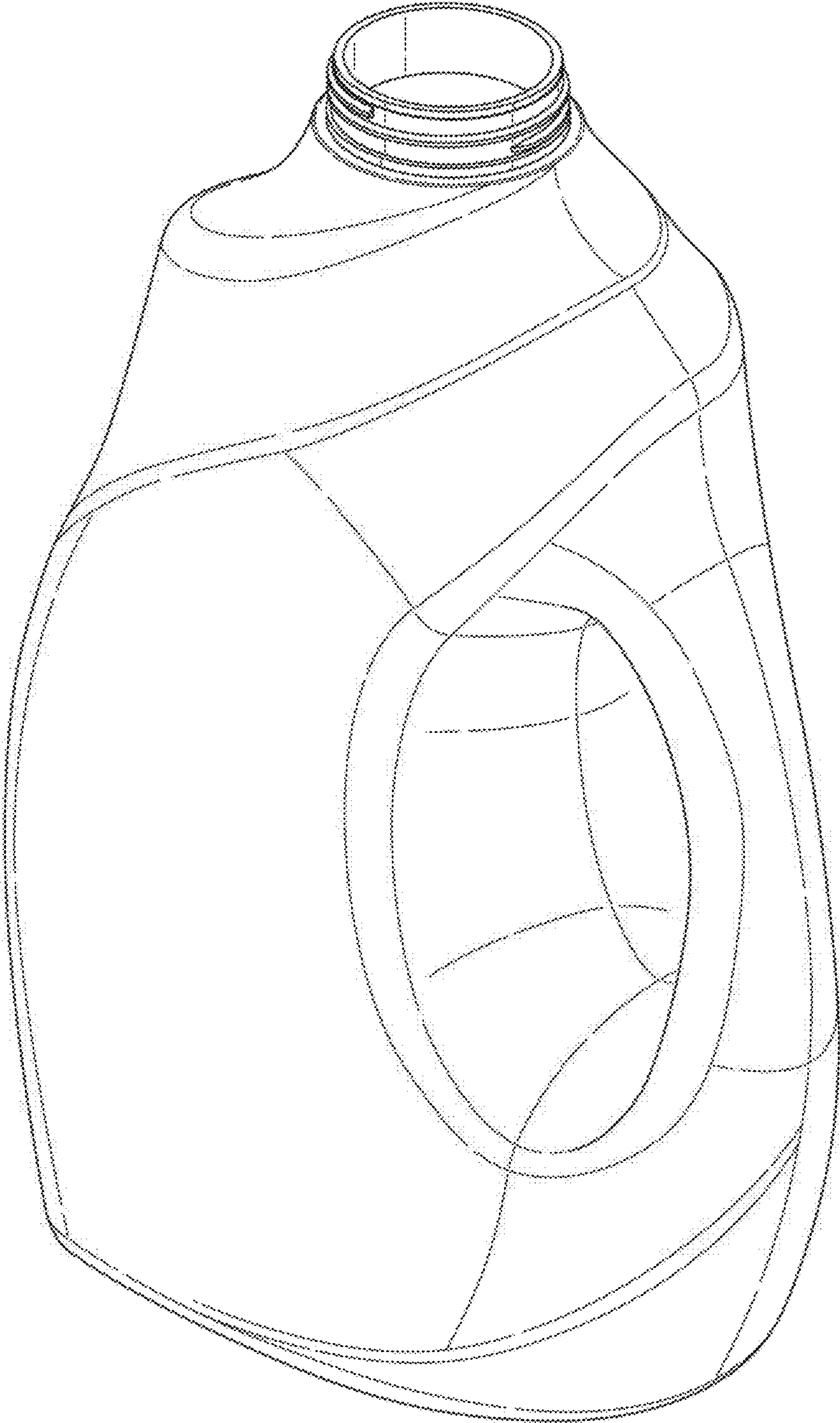


Fig. 1

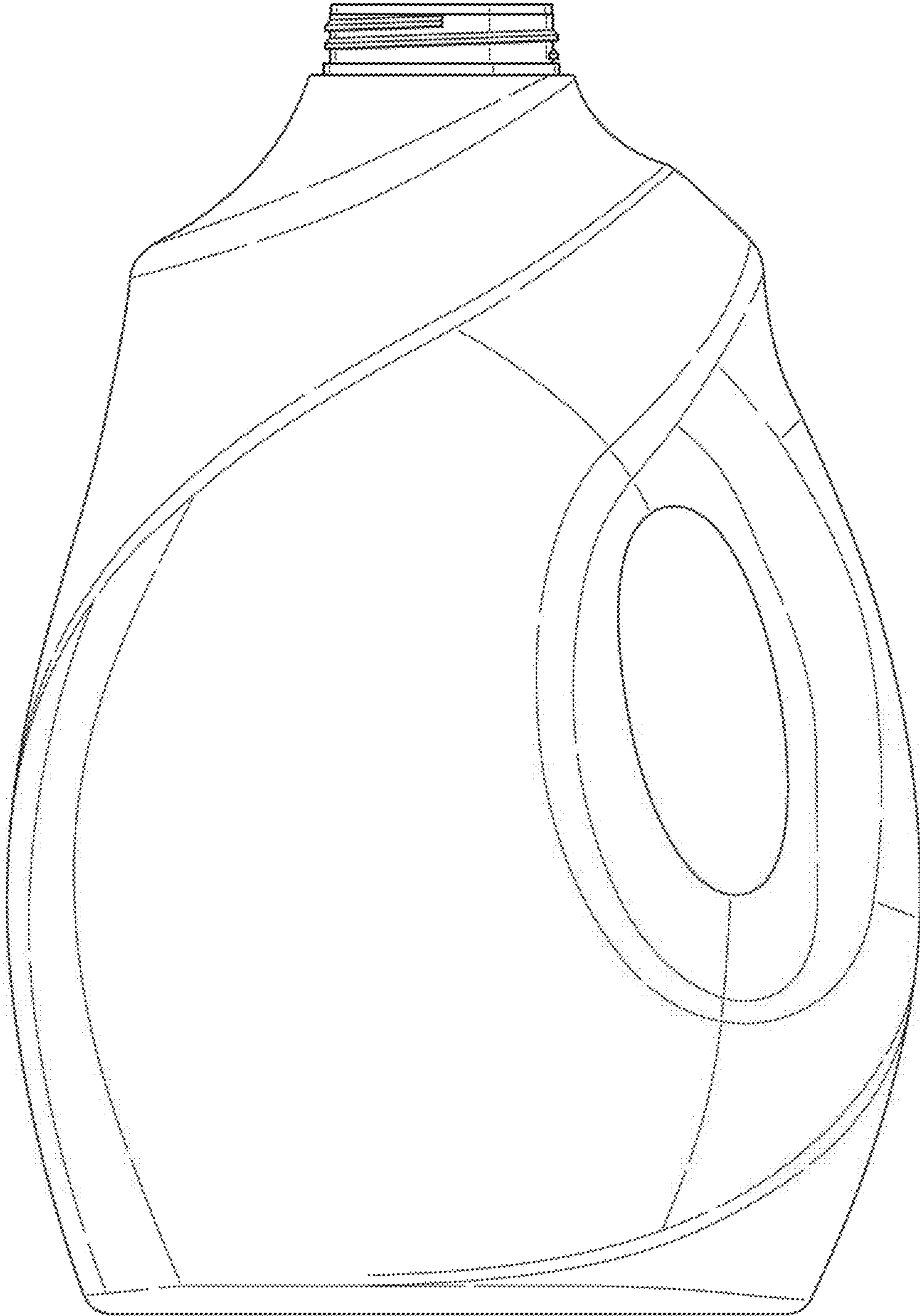


Fig. 2

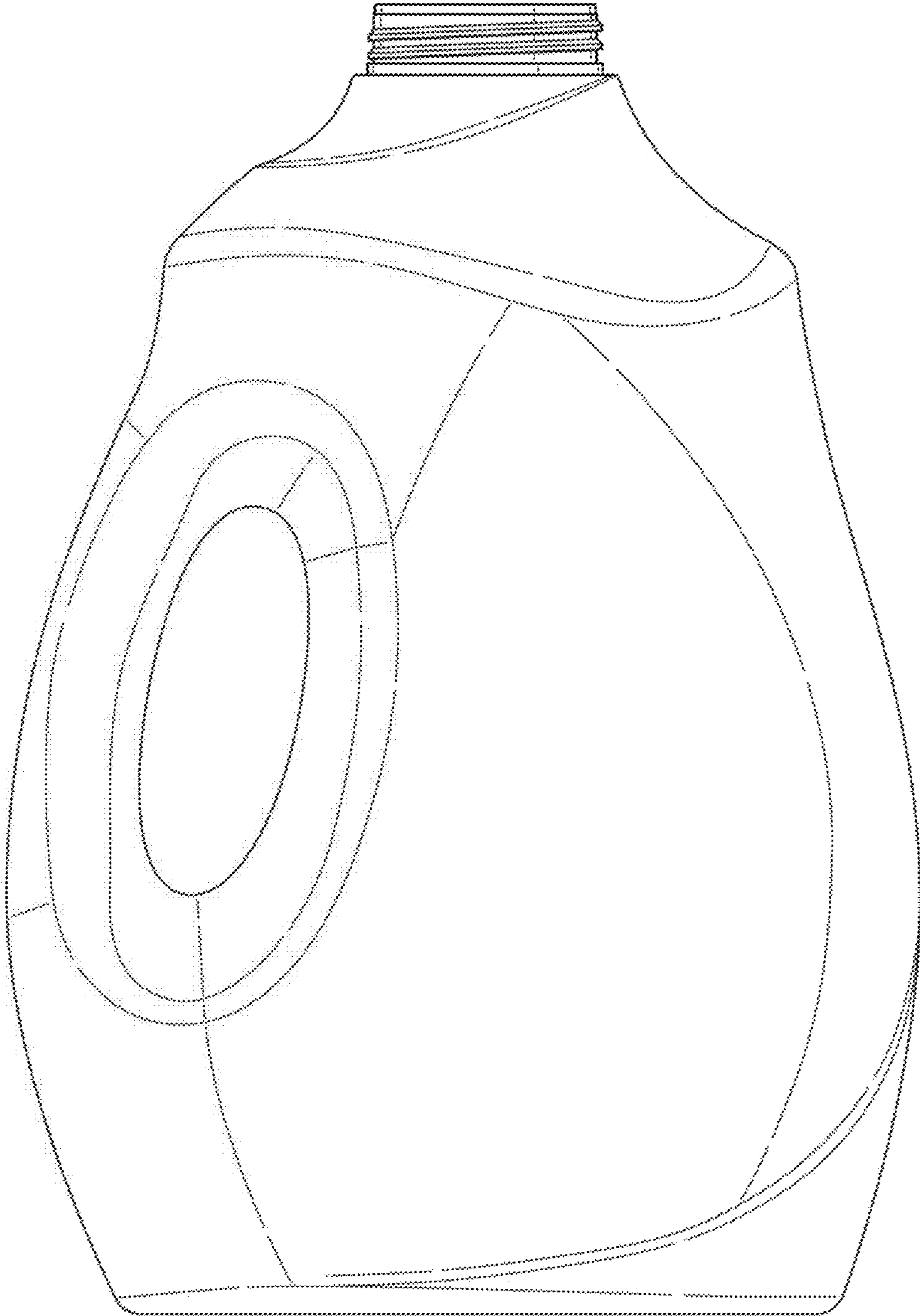


Fig. 3

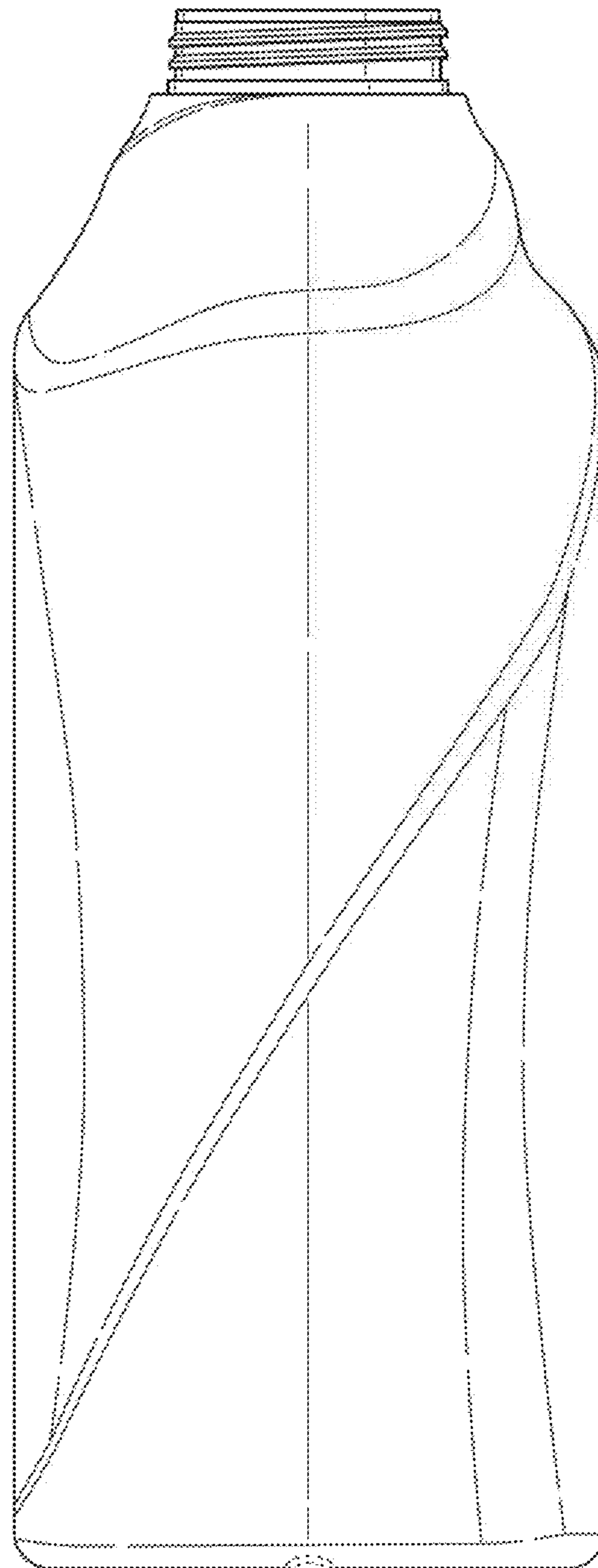


Fig. 4

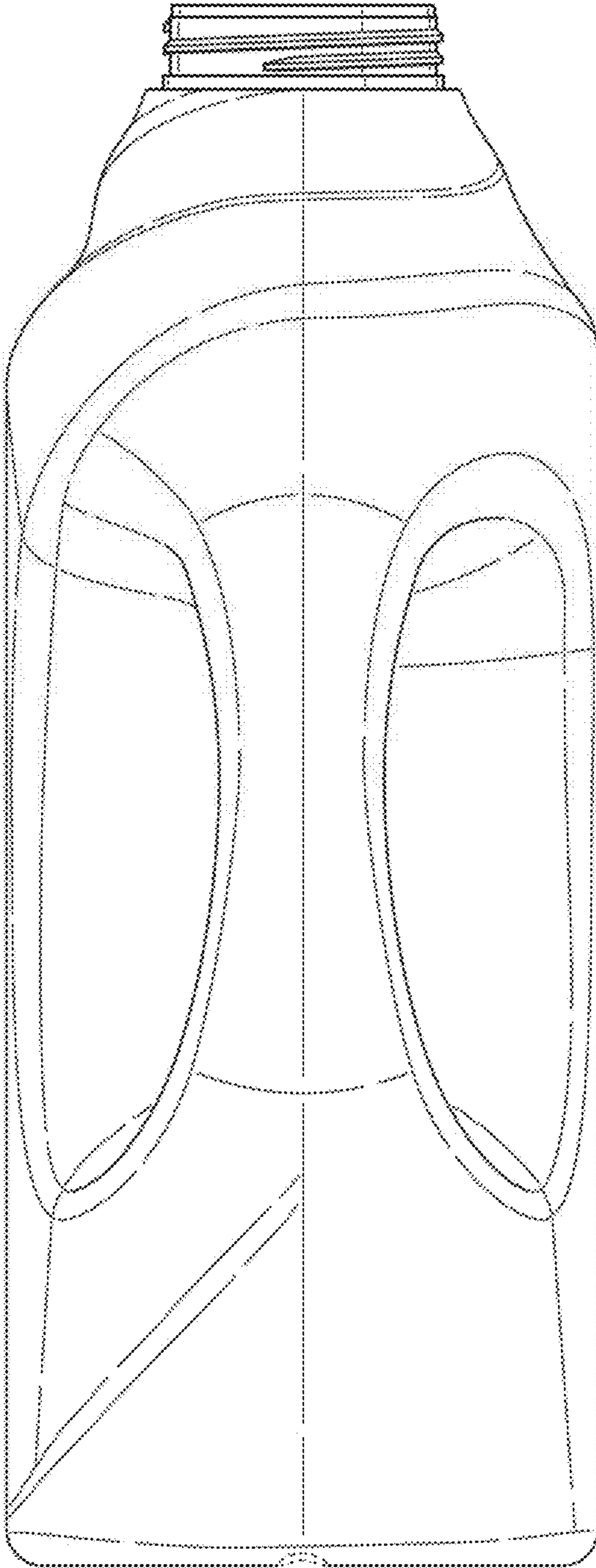


Fig. 5

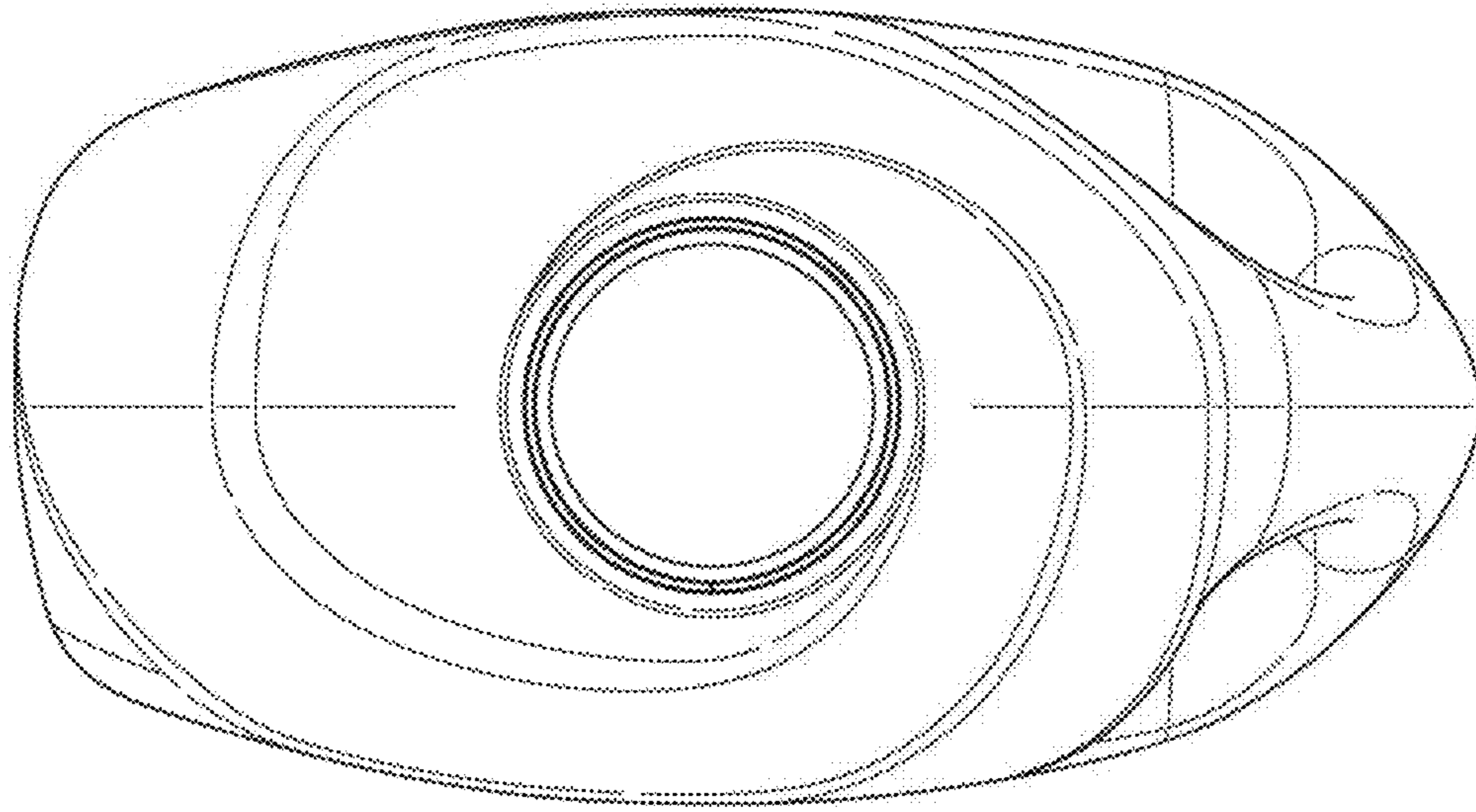


Fig. 6

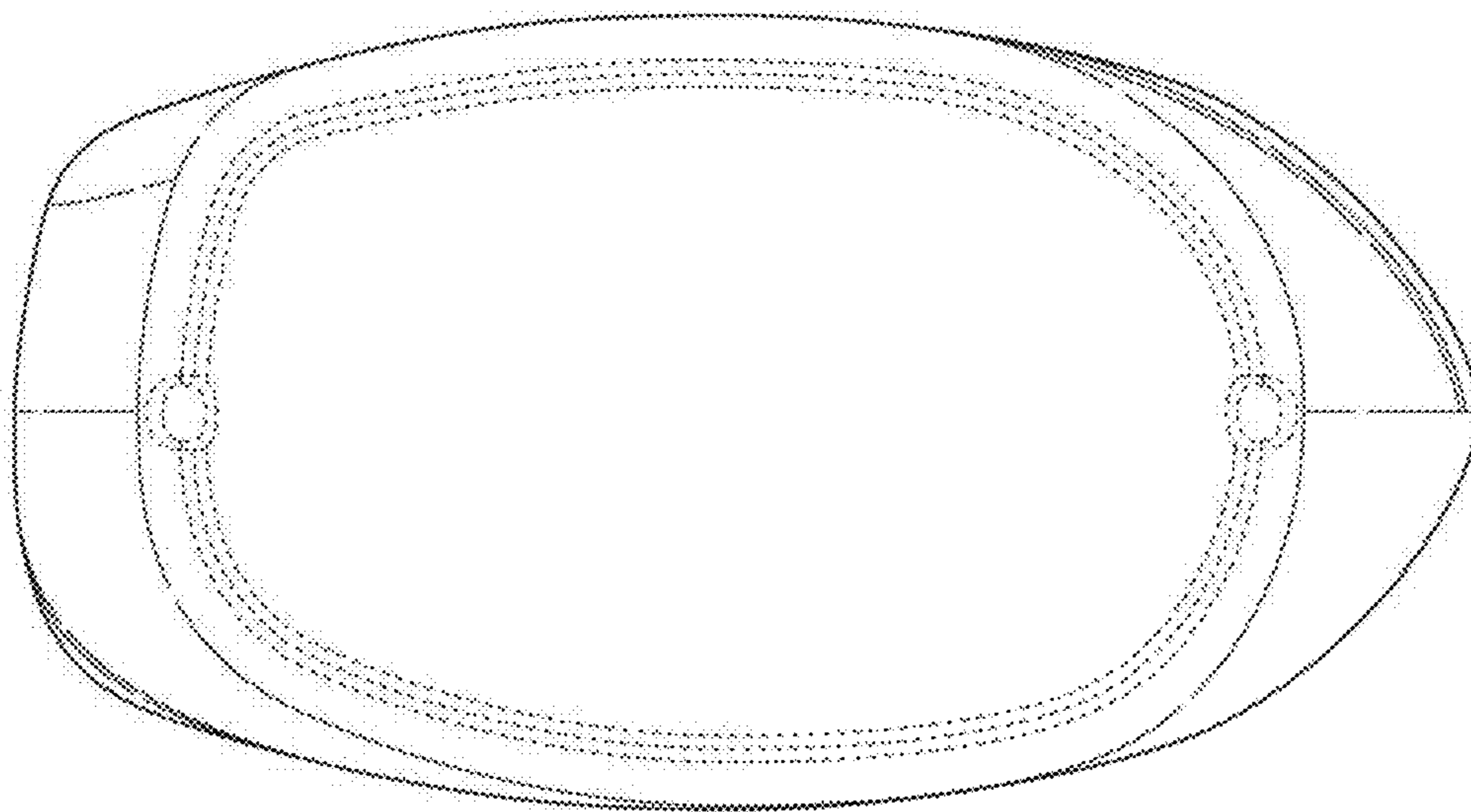


Fig. 7