



US00D884459S

(12) **United States Design Patent** (10) **Patent No.:** **US D884,459 S**
Pung (45) **Date of Patent:** **** May 19, 2020**

- (54) **TENSIONED MAT KEEPER**
- (71) Applicant: **Michael Pung**, Midwest City, OK (US)
- (72) Inventor: **Michael Pung**, Midwest City, OK (US)
- (**) Term: **15 Years**
- (21) Appl. No.: **29/651,807**
- (22) Filed: **Mar. 23, 2019**
- (51) **LOC (12) Cl.** **08-05**
- (52) **U.S. Cl.**
USPC **D8/354**
- (58) **Field of Classification Search**
USPC D8/354
CPC F16B 2/005
See application file for complete search history.

(56) **References Cited**

U.S. PATENT DOCUMENTS

2,846,022	A *	8/1958	Hubbard	F24F 13/28
					55/491
4,564,546	A	1/1986	Jones		
4,765,039	A	8/1988	Rowlands		
4,809,399	A	3/1989	Hersker		
5,018,235	A	5/1991	Stamatiou		
D450,797	S	11/2001	Pelletier		
6,537,642	B1	3/2003	Jacquet		
D486,724	S *	2/2004	Bently	D8/354
RE44,515	E *	10/2013	Ciungan	D14/452
9,139,332	B1 *	9/2015	Roberts	B65D 19/0002
D753,417	S *	4/2016	Roberts	D6/606
D753,936	S *	4/2016	Roberts	D6/606
9,333,890	B2	5/2016	Garbarino		

OTHER PUBLICATIONS

ASR Outdoor Mini Gold Panning Sluice Box with Rubber Matting, posted at amazon.com, posting date not given, [online], [site visited

Mar. 9, 2020]. Available from Internet, URL: <https://www.amazon.com/ASR-Outdoor-Panning-Sluice-Matting/dp/B07ZDJZYFP/> (Year: 2020).*

Furniture hardware sectional sofa connectors, posted at aliexpress.com, posting date not given, [online], [site visited Mar. 9, 2020]. Available from Internet, URL: <https://www.aliexpress.com/i/32856921612.html> (Year: 2020).*

Sluice Fox 31, posted at amazon.com, posting date not given, [online], [site visited Mar. 9, 2020]. Available from Internet, URL: https://www.amazon.com/Sluice-Fox-Portable-Modular-Panning/dp/B07H3CMP36/ref=pd_sbs_468_2/142-2714179-4452063 (Year: 2020).*

Tuff Stuff Deep Groove Sluice Mat, posted at amazon.com, posting date not given, [online], [site visited Mar. 9, 2020]. Available from Internet, URL: <https://www.amazon.com/Tuff-Stuff-Groove-Sluice-12x24/dp/B00D6LSFE8/> (Year: 2020).*

* cited by examiner

Primary Examiner — George D. Kirschbaum
Assistant Examiner — Maria J Edwards
(74) *Attorney, Agent, or Firm* — Randal Homburg

(57) **CLAIM**

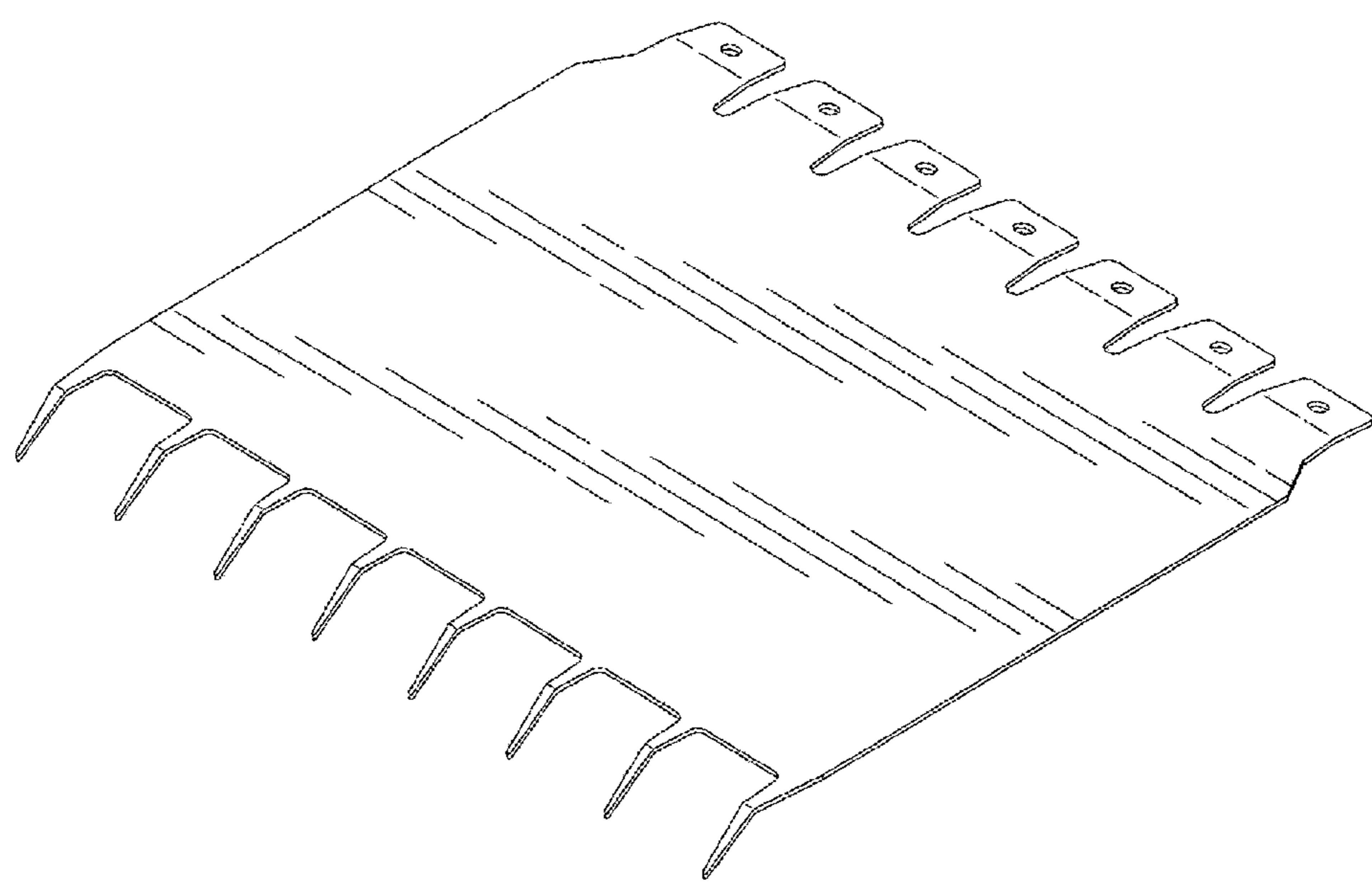
The ornamental design for a tensioned mat keeper, as shown and described.

DESCRIPTION

FIG. 1 is a top perspective view of the tensioned mat keeper. FIG. 2 is a top view of the tensioned mat keeper. FIG. 3 is a bottom view of the tensioned mat keeper. FIG. 4 is a left side view of the tensioned mat keeper. FIG. 5 is a right side view of the tensioned mat keeper. FIG. 6 is a front view of the tensioned mat keeper. FIG. 7 is a rear view of the tensioned mat keeper; and, FIG. 8 is the right side view of the tensioned mat keeper in a state of use with broken lines depicting environmental structure.

The broken lines in the drawings depict environmental structure and form no part of the claimed design.

1 Claim, 5 Drawing Sheets



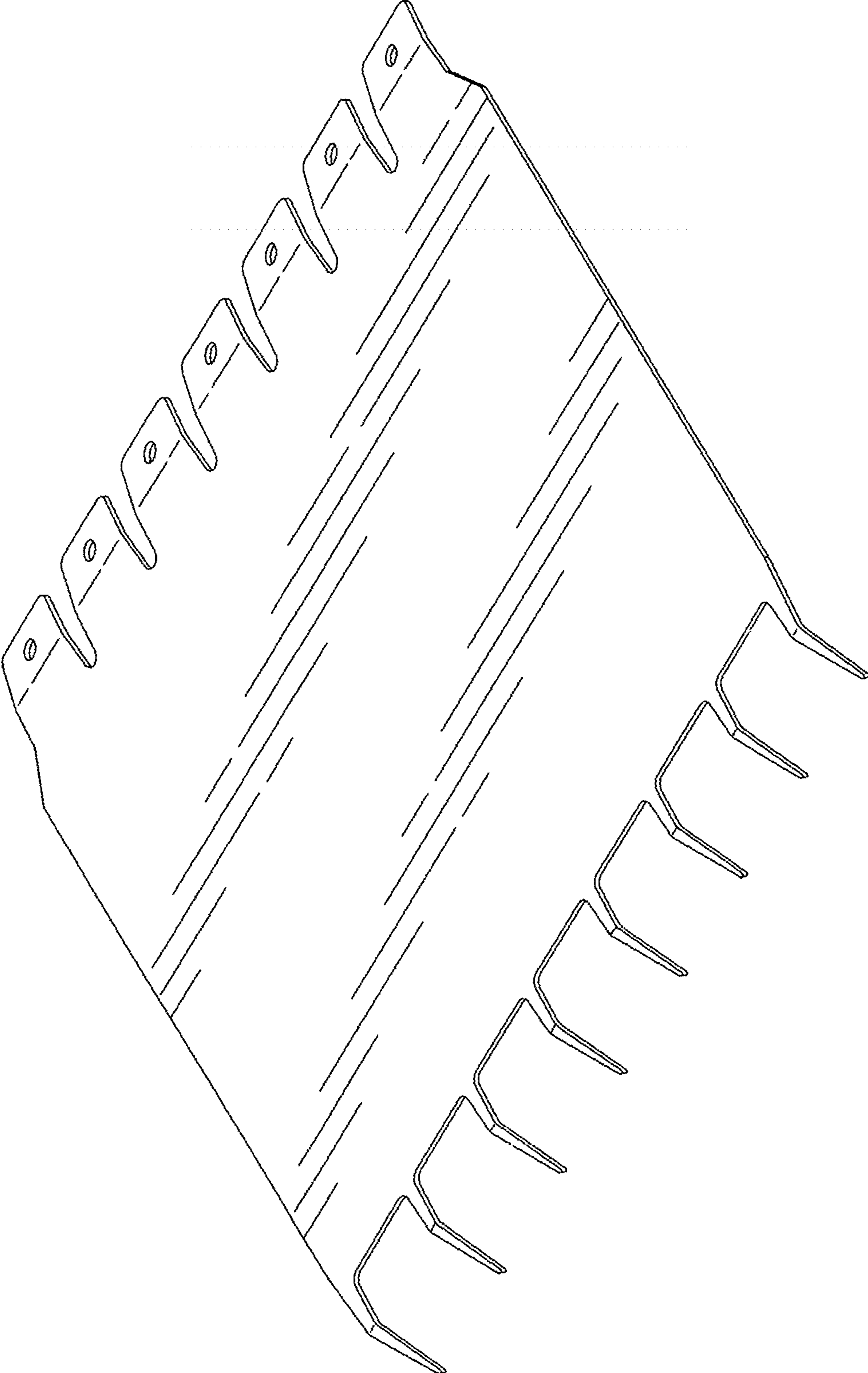
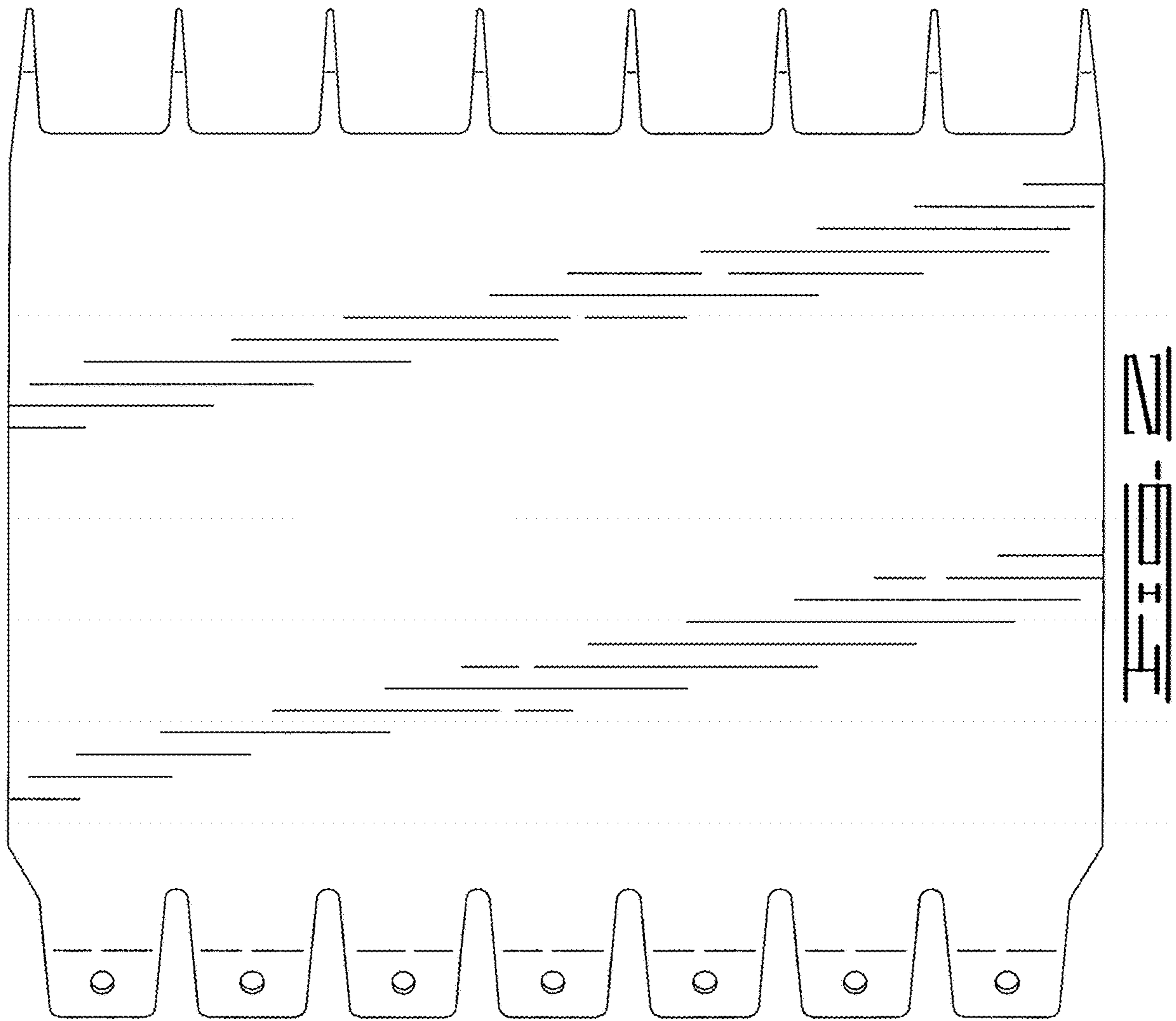


FIG. 1



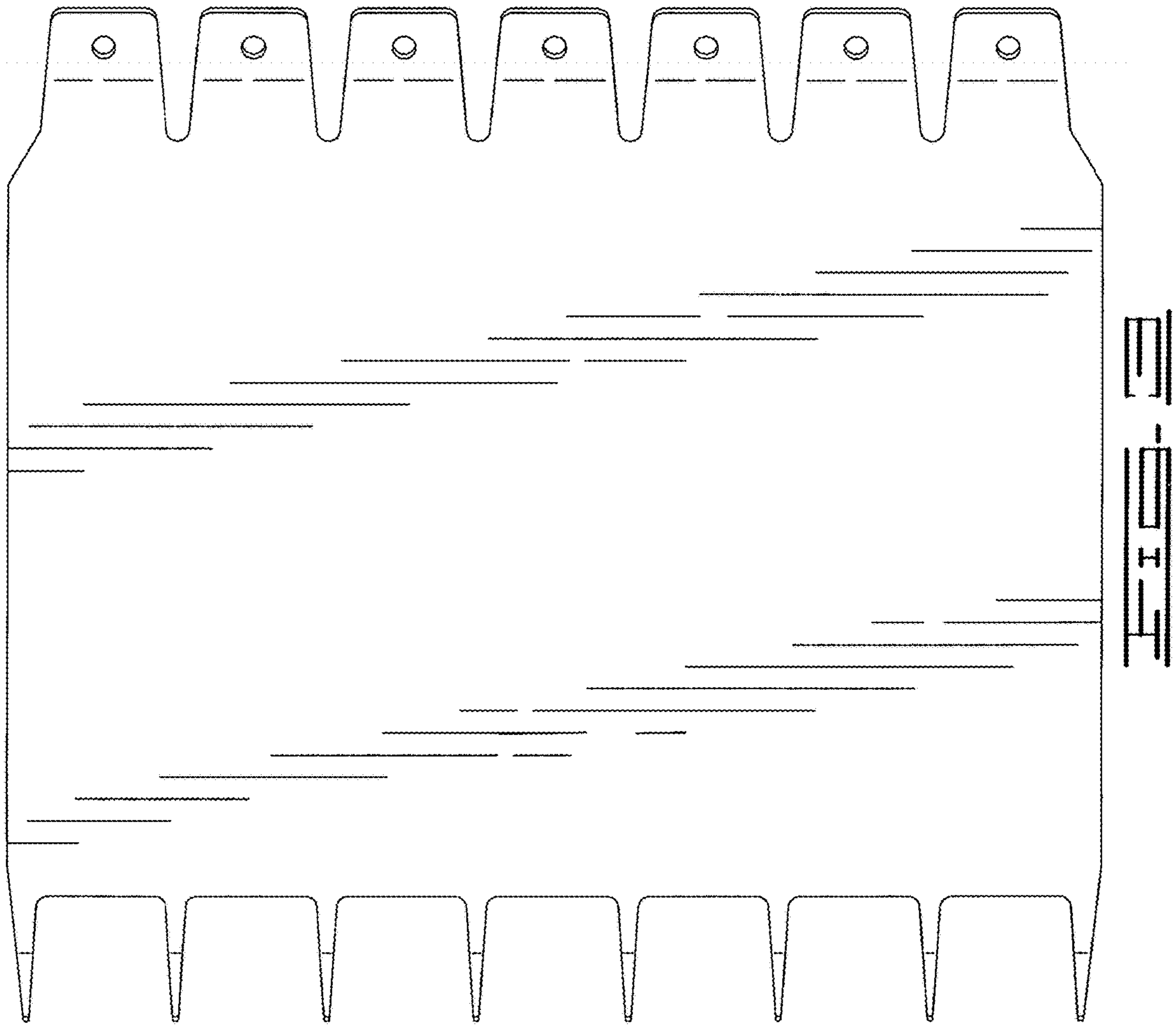




FIG. 4




FIG. 5




FIG. 6

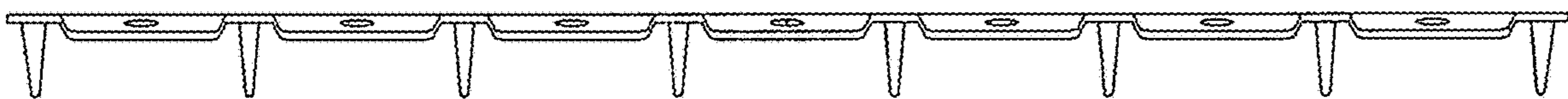


FIG. 7

