



US00D884442S

(12) **United States Design Patent**
Taylor

(10) **Patent No.:** **US D884,442 S**

(45) **Date of Patent:** **** May 19, 2020**

(54) **IMPERMEABLE SECTIONAL APPARATUS FOR SOIL MOISTURE RETENTION**

(71) Applicant: **Martin W. Taylor**, Denver, CO (US)

(72) Inventor: **Martin W. Taylor**, Denver, CO (US)

(**) Term: **15 Years**

(21) Appl. No.: **29/647,424**

(22) Filed: **May 12, 2018**

Related U.S. Application Data

(63) Continuation-in-part of application No. 15/596,718, filed on May 16, 2017, now Pat. No. 10,398,094.

(51) **LOC (12) Cl.** **08-01**

(52) **U.S. Cl.**
USPC **D8/1**

(58) **Field of Classification Search**
USPC D8/1; D30/121, 125; D11/164
CPC A01G 25/02; A01G 13/0243; A01G 13/0281; A01G 13/105
See application file for complete search history.

(56) **References Cited**

U.S. PATENT DOCUMENTS

219,987	A *	9/1879	Scott et al.	A01G 13/0243	47/32.4
1,530,109	A	3/1925	Cummings		
1,712,093	A	5/1929	Schindler		
1,931,602	A	10/1933	Colman		
2,006,562	A	7/1935	Scheu		
3,841,558	A	10/1974	Fowler et al.		
3,890,740	A	6/1975	Miller		
4,087,938	A	5/1978	Koch		
4,584,789	A *	4/1986	Jean	A01G 13/0281	47/23.1
4,637,164	A *	1/1987	Brown	A01G 13/105	43/106
4,642,938	A	2/1987	Georges et al.		

4,651,465	A	3/1987	Lilly		
D295,491	S *	5/1988	Drumheller	D8/1	
4,995,192	A	2/1991	DeWid		
5,184,421	A	2/1993	Meharg		
5,212,905	A	5/1993	Philoctete		
5,279,069	A *	1/1994	Myer	A01G 13/0281	47/32
5,367,822	A *	11/1994	Beckham	A01G 13/0281	47/32
5,661,925	A	9/1997	MacMaster		
5,737,873	A	4/1998	Gyr		

(Continued)

Primary Examiner — Sheryl Lane

(74) *Attorney, Agent, or Firm* — Kyle W. Rost

(57) **CLAIM**

The ornamental design for an impermeable sectional apparatus for soil moisture retention, as shown and described.

DESCRIPTION

FIG. 1 is a front upper isometric view showing my new design for an impermeable sectional apparatus for soil moisture retention with sections in open position, the rear upper isometric view thereof being identical.

FIG. 2 is a front upper isometric view thereof similar to FIG. 1, showing my new design with sections in an alternative closed position, the rear upper isometric view thereof being identical.

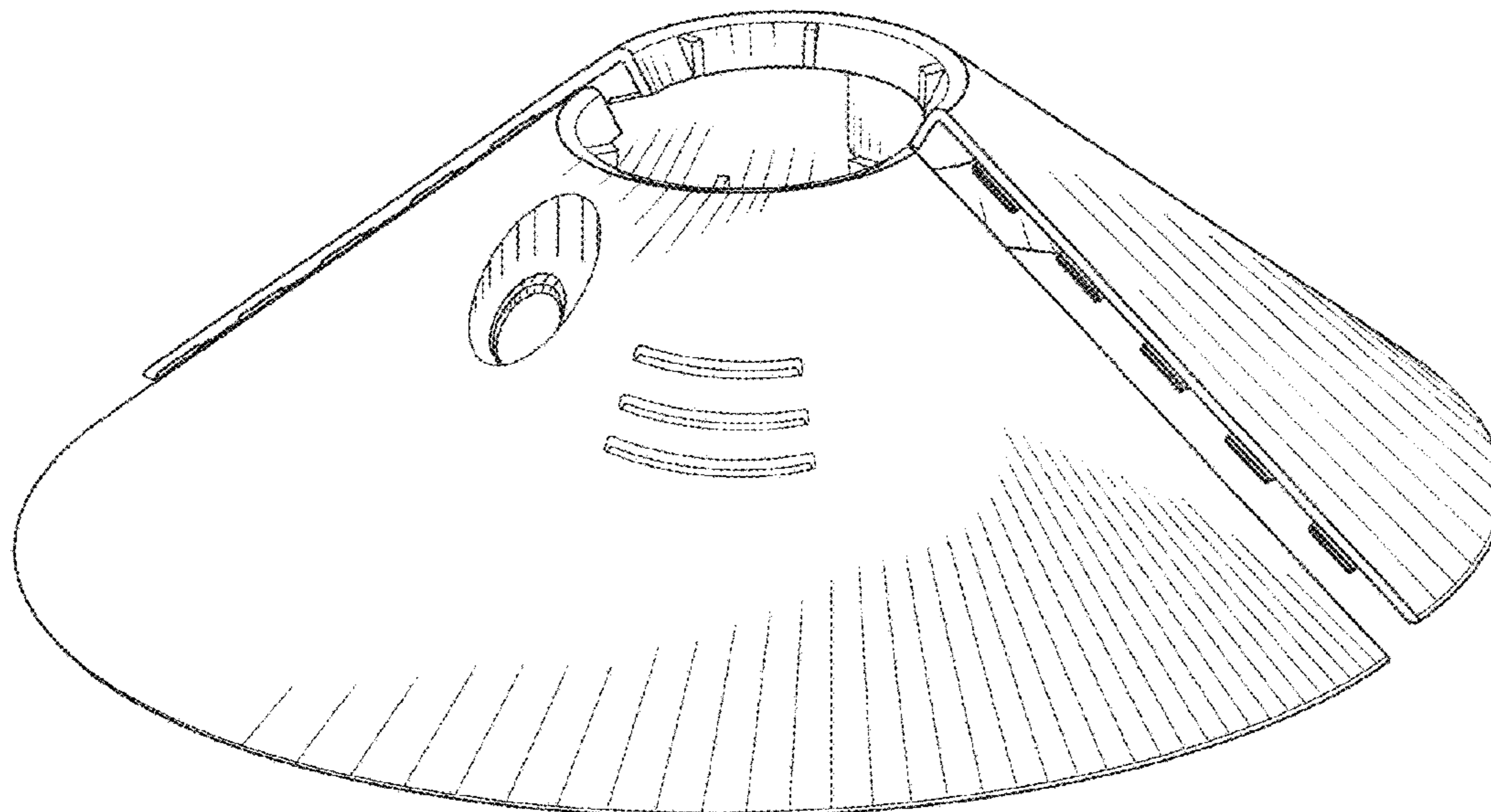
FIG. 3 is a side upper isometric view thereof with sections in open position, the opposite side upper isometric view thereof being identical.

FIG. 4 is a bottom view thereof, showing my new design with sections in open position; and,

FIG. 5 is an isometric view of two impermeable sectional apparatus' for soil moisture retention in an alternative compound arrangement.

The broken lines are for environmental purposes only and form no part of the claimed design.

1 Claim, 5 Drawing Sheets



(56)

References Cited

U.S. PATENT DOCUMENTS

5,878,528 A 3/1999 Pattyn
D419,042 S * 1/2000 Price D8/1
D424,386 S * 5/2000 Lundeen D34/1
6,098,348 A * 8/2000 Weaver A01K 39/0113
119/52.3
6,349,500 B1 * 2/2002 Popham A01G 13/0281
2/222
6,640,491 B1 11/2003 Fox
D483,629 S * 12/2003 Markfelder D8/1
6,976,334 B1 12/2005 Bowditch
7,080,484 B2 7/2006 Littge
D632,851 S * 2/2011 Maroney D30/145
8,015,749 B2 9/2011 Charrin
8,296,995 B1 10/2012 Georges
D705,502 S * 5/2014 Markfield D30/145
D757,372 S * 5/2016 Clinton D30/121
D787,283 S * 5/2017 Horvath D8/1
D847,692 S * 5/2019 Measday D11/164
2005/0108932 A1 * 5/2005 Hsia A01G 13/0281
47/32
2007/0240363 A1 10/2007 Colletti
2009/0056642 A1 * 3/2009 Markfield A01K 13/006
119/850
2014/0202074 A1 7/2014 Essafi
2018/0332778 A1 * 11/2018 Taylor A01G 25/02

* cited by examiner

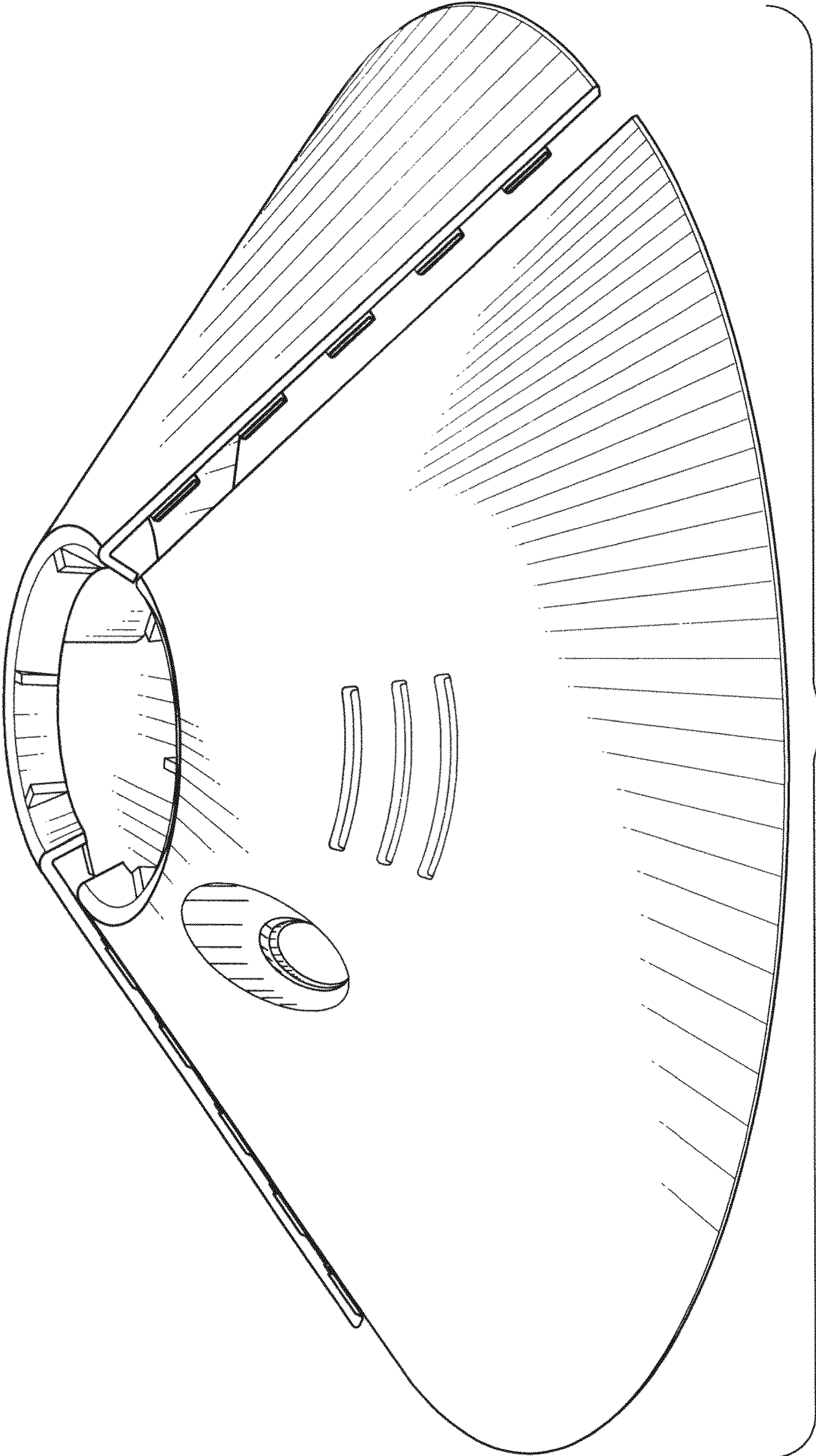


FIG. 1

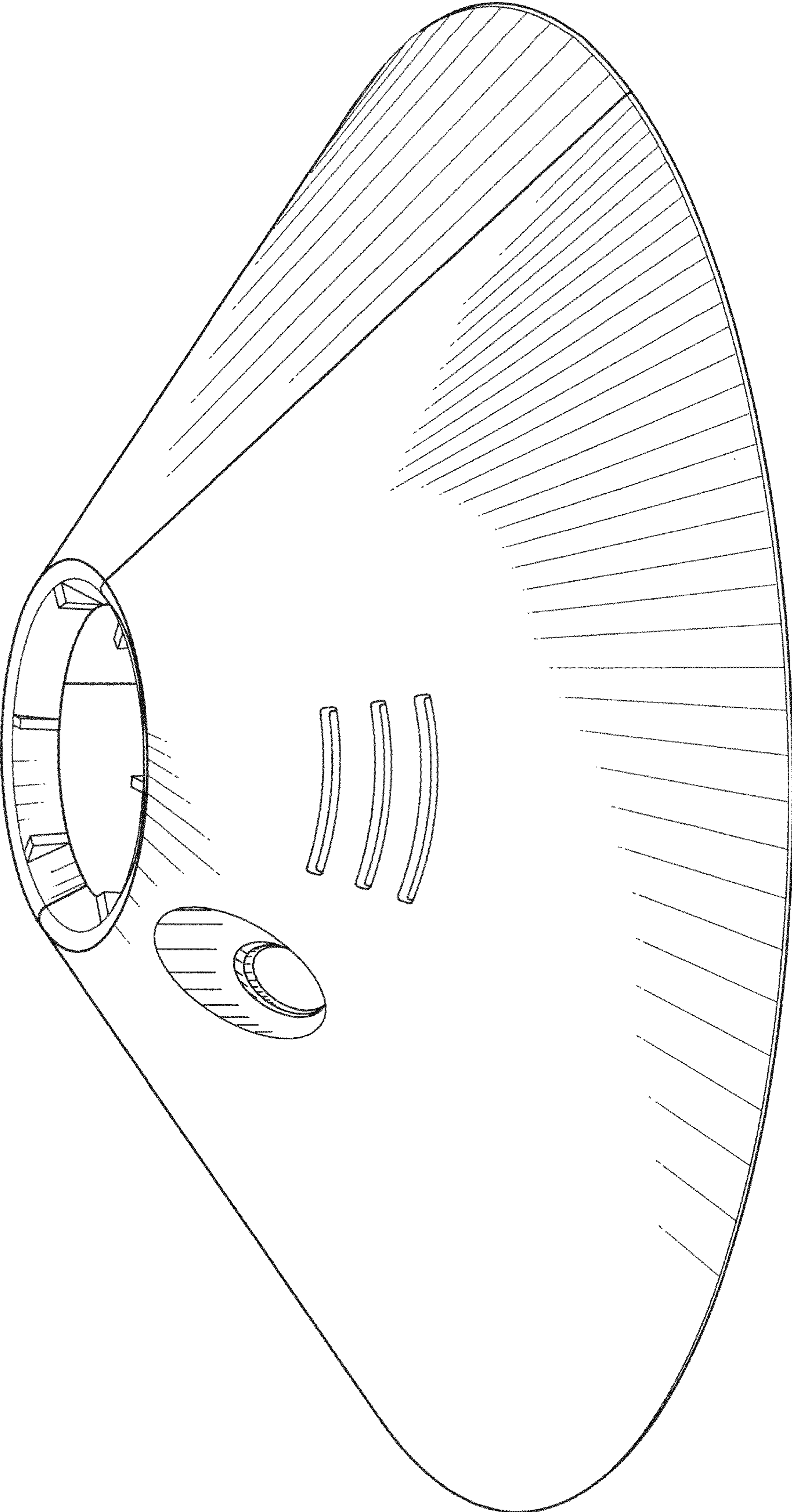


FIG. 2

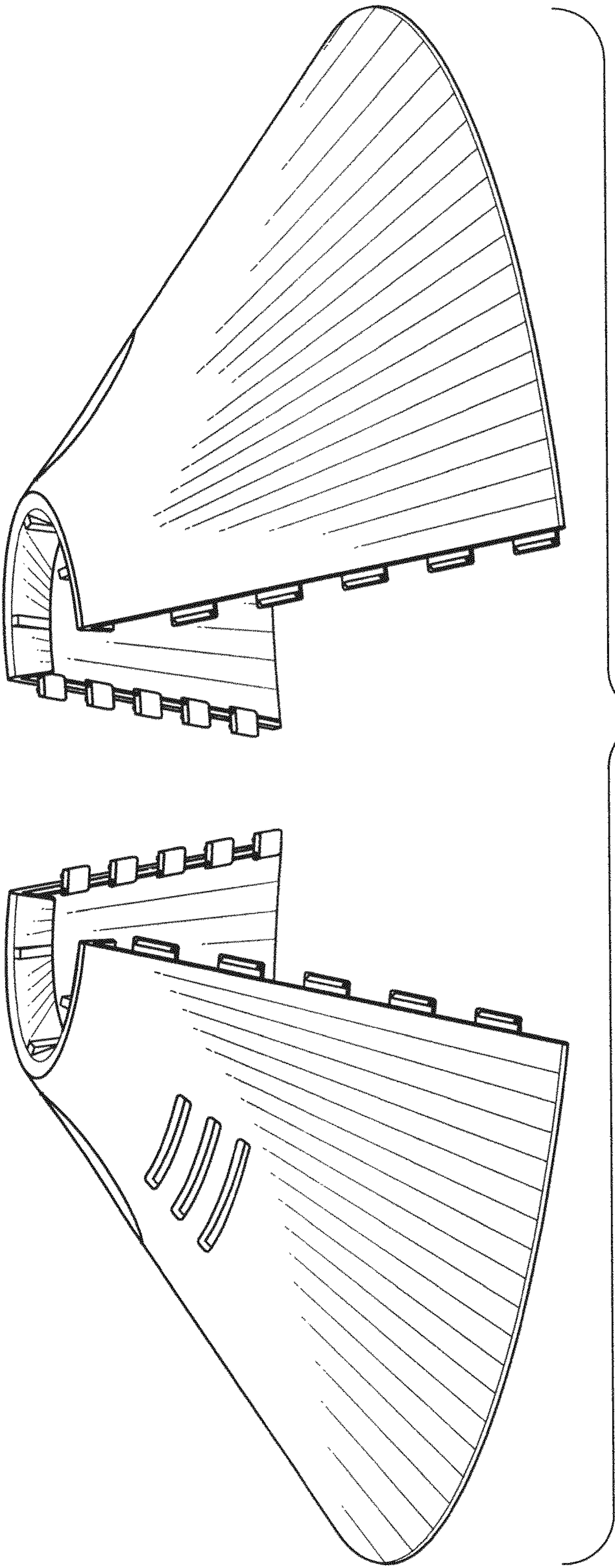


FIG. 3

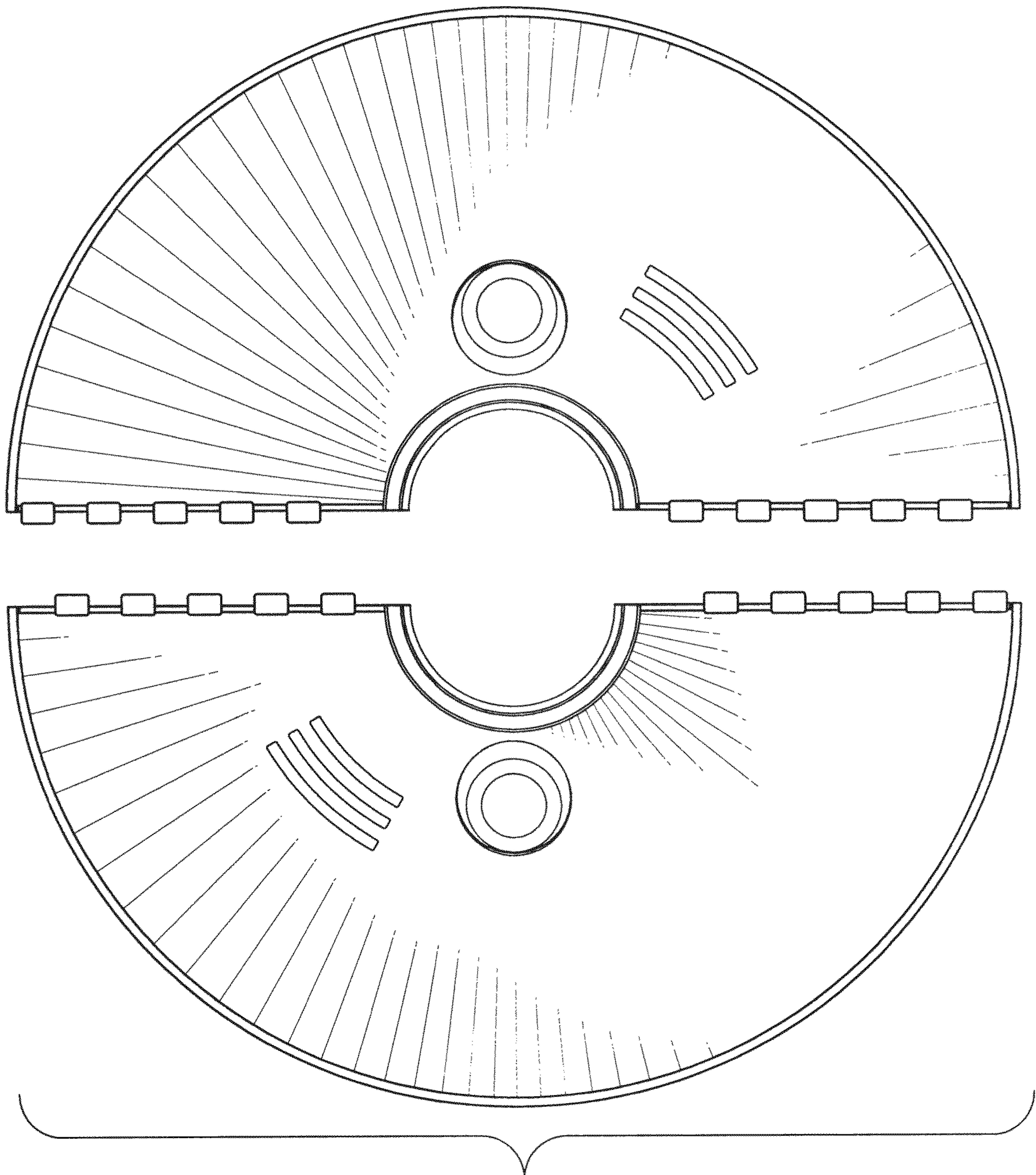


FIG. 4



FIG. 5