



US00D884431S

(12) **United States Design Patent**
Chiang

(10) **Patent No.:** **US D884,431 S**

(45) **Date of Patent:** **** May 19, 2020**

(54) **RUSTIC TORCHED WOOD BEVERAGE SERVING TRAY**

(71) Applicant: **MyGift Enterprise, LLC**, Woodinville, WA (US)

(72) Inventor: **Cliff Chiang**, Woodinville, WA (US)

(**) Term: **15 Years**

(21) Appl. No.: **29/653,509**

(22) Filed: **Jun. 15, 2018**

(51) **LOC (12) Cl.** **07-01**

(52) **U.S. Cl.**
USPC **D7/554.3**

(58) **Field of Classification Search**
USPC D7/550.1, 553.2, 554.3, 601-602,
D7/609-610, 612, 629; D3/304, 307,
D3/308, 314, 315
CPC A47G 19/02; A47G 19/06; A47G 23/06;
B65D 1/34; B65D 1/00; B65D 5/00;
B65D 5/42

See application file for complete search history.

(56) **References Cited**

U.S. PATENT DOCUMENTS

2,841,114 A * 7/1958 Grant A01K 5/0114
119/52.4
D196,665 S * 10/1963 Barnett D7/701
D255,752 S * 7/1980 Kallstrom D7/552.2
D374,517 S * 10/1996 Morrill D30/133
5,632,388 A * 5/1997 Morrison B01L 9/06
211/170

D446,611 S * 8/2001 Gunter 119/51.01
D478,193 S * 8/2003 Routh D30/131
6,920,986 B2 * 7/2005 Lacombe B25H 3/003
211/70.6
D589,626 S * 3/2009 Petersen D24/230
D686,784 S * 7/2013 Elliott D30/133
D739,680 S * 9/2015 Smeja D24/230
D787,135 S * 5/2017 Green D30/121
D830,647 S * 10/2018 Le D30/133
D858,207 S * 9/2019 Chiang D7/554.3

* cited by examiner

Primary Examiner — Kelley A Donnelly

(74) *Attorney, Agent, or Firm* — Dean Craine; Marisa Whitaker

(57) **CLAIM**

The ornamental design for the rustic torched wood beverage serving tray, as shown and described.

DESCRIPTION

This patent contains at least one drawing/photograph executed in color. Copies of this patent with colored drawing(s)/photograph(s) will be provided by the Office upon request and payment of the necessary fee.

FIG. 1 is a front perspective view of a rustic torched wood beverage serving tray, showing my new design.

FIG. 2 is a front elevational view of the invention.

FIG. 3 is a rear elevational view of the invention.


FIG. 4 is a right side elevational view of the invention.

FIG. 5 is a left side elevational view of the invention.

FIG. 6 is a top plan view of the invention; and,

FIG. 7 is a bottom plan view of the invention.

1 Claim, 7 Drawing Sheets
(7 of 7 Drawing Sheet(s) Filed in Color)






FIG. 1




FIG. 2




FIG. 3




FIG. 4




FIG. 5




FIG. 6




FIG. 7