



US00D884412S

(12) **United States Design Patent** (10) **Patent No.:** **US D884,412 S**  
**Tan et al.** (45) **Date of Patent:** **\*\* May 19, 2020**

(54) **ELECTRIC COOKER**

(56) **References Cited**

(71) Applicant: **FOSHAN SHUNDE MIDEA ELECTRICAL HEATING APPLIANCES MANUFACTURING CO., LTD., Foshan (CN)**

U.S. PATENT DOCUMENTS

D236,183 S *	8/1975	Greger .....	D7/363
D261,849 S *	11/1981	Funaki .....	D7/367
D285,523 S *	9/1986	Ayukawa .....	D7/367
D289,130 S *	4/1987	Rengeji .....	D7/363
D289,847 S *	5/1987	Okamoto .....	D7/363
D296,509 S *	7/1988	Fuke .....	D7/363
D644,867 S *	9/2011	Janvier .....	D7/362
D793,801 S *	8/2017	Bassill .....	D7/362
D801,624 S *	11/2017	Zsolcsak .....	D3/203.1
D852,573 S *	7/2019	Bassill .....	D7/363
D856,742 S *	8/2019	Mano .....	D7/367
D865,435 S *	11/2019	Bassill .....	D7/363
D869,219 S *	12/2019	Lim .....	D7/346

(72) Inventors: **Mao Tan, Foshan (CN); Haiying Wang, Foshan (CN)**

(73) Assignee: **FOSHAN SHUNDE MIDEA ELECTRICAL HEATING APPLIANCES MANUFACTURING CO., LTD., Foshan (CN)**

(\*\*) Term: **15 Years**

\* cited by examiner

(21) Appl. No.: **29/672,451**

*Primary Examiner* — Ricky Pham

(22) Filed: **Dec. 5, 2018**

(74) *Attorney, Agent, or Firm* — Morgan, Lewis & Bockius LLP

(30) **Foreign Application Priority Data**

(57) **CLAIM**

Jun. 11, 2018 (CN) ..... 2018 3 0294025

The ornamental design for an electric cooker, as shown and described.

(51) **LOC (12) Cl.** ..... **07-02**

(52) **U.S. Cl.**  
USPC ..... **D7/363; D7/362; D7/367**

**DESCRIPTION**

(58) **Field of Classification Search**  
USPC ..... D3/203.1; D7/323, 328–330, 337, D7/346–347, 352–364, 367, 402, 409–411  
CPC . A21B 5/023; A47J 27/60; A47J 27/62; A47J 37/04; A47J 37/06; A47J 37/067; A47J 37/0605; A47J 37/0611; A47J 37/0623; A47J 37/0629; A47J 37/0676; A47J 2037/06; A47J 2037/0611; F24C 15/10; F24C 15/102; H05B 6/02; H05B 6/062

FIG. 1 is a front view of an electric cooker, showing our new design;  
FIG. 2 is rear view thereof;  
FIG. 3 is first side view thereof;  
FIG. 4 is second side view thereof;  
FIG. 5 is a top view thereof;  
FIG. 6 is bottom view thereof; and,  
FIG. 7 is a perspective view thereof.

See application file for complete search history.

**1 Claim, 7 Drawing Sheets**

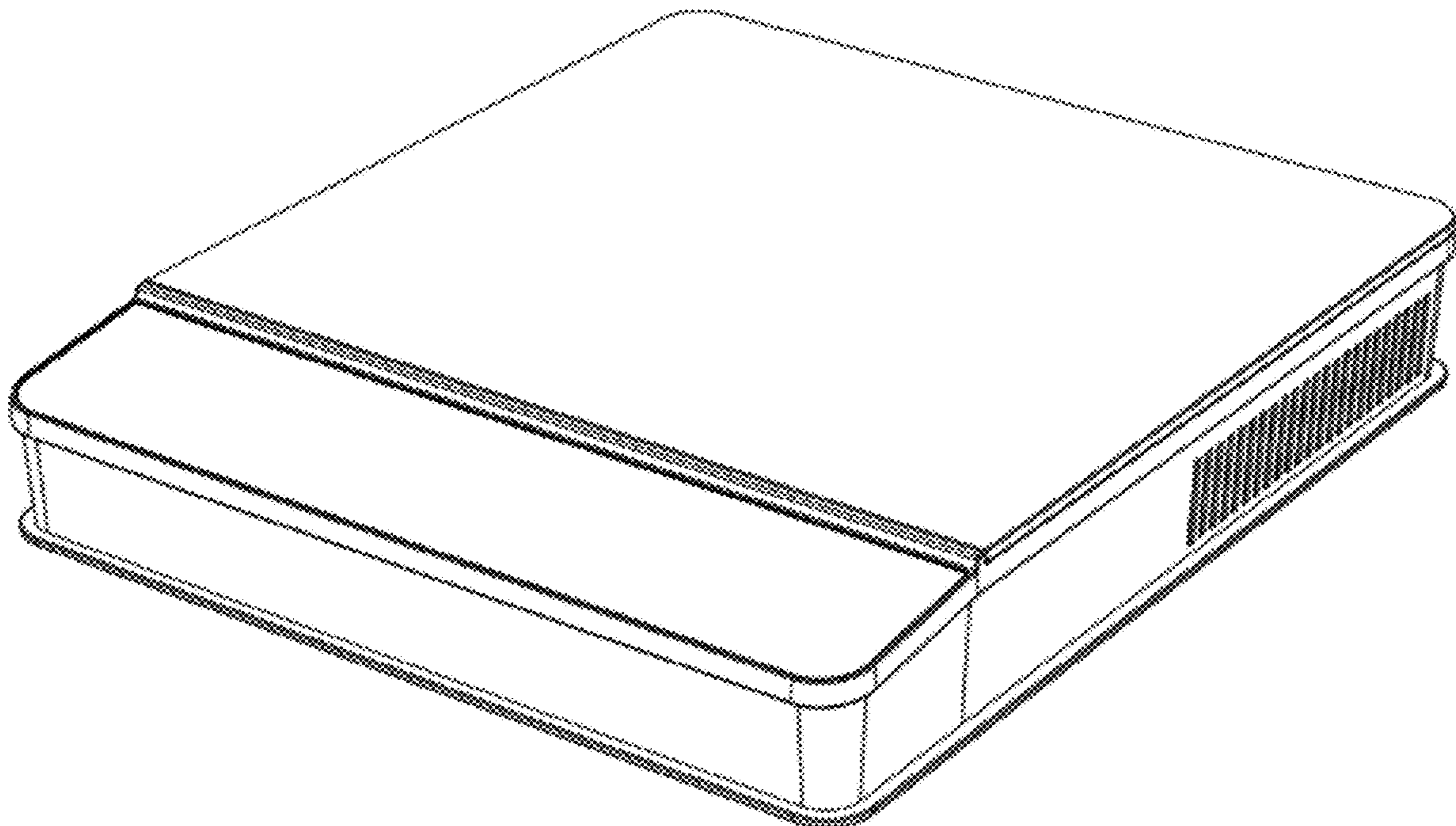




Figure 1




Figure 2

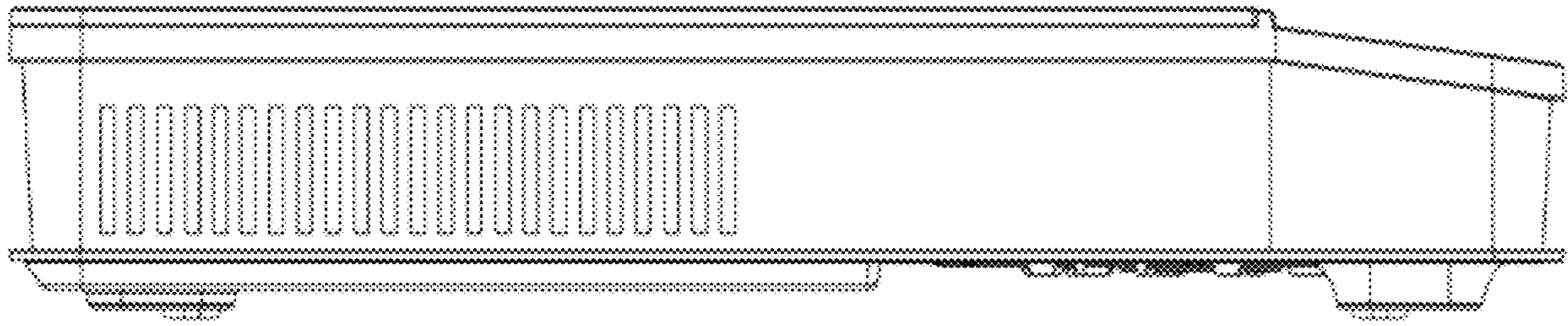


Figure 3

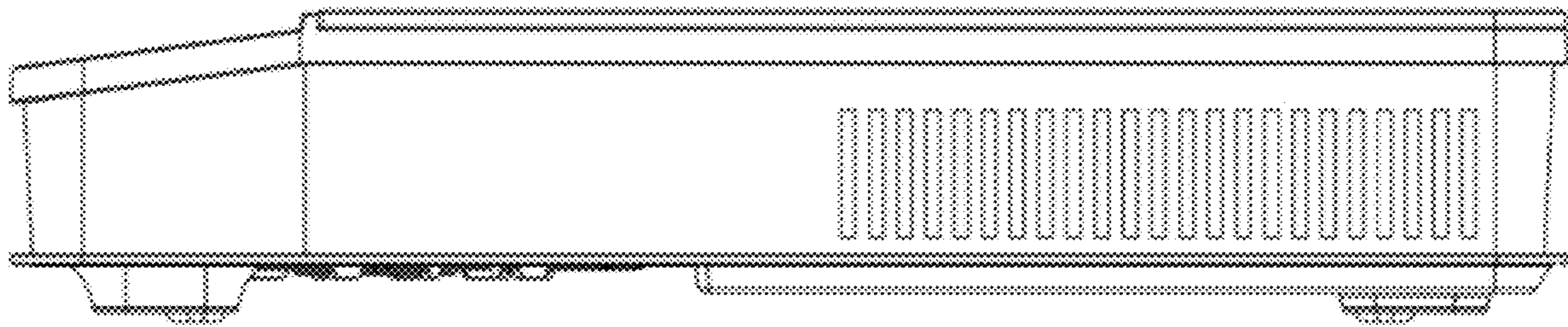


Figure 4




Figure 5

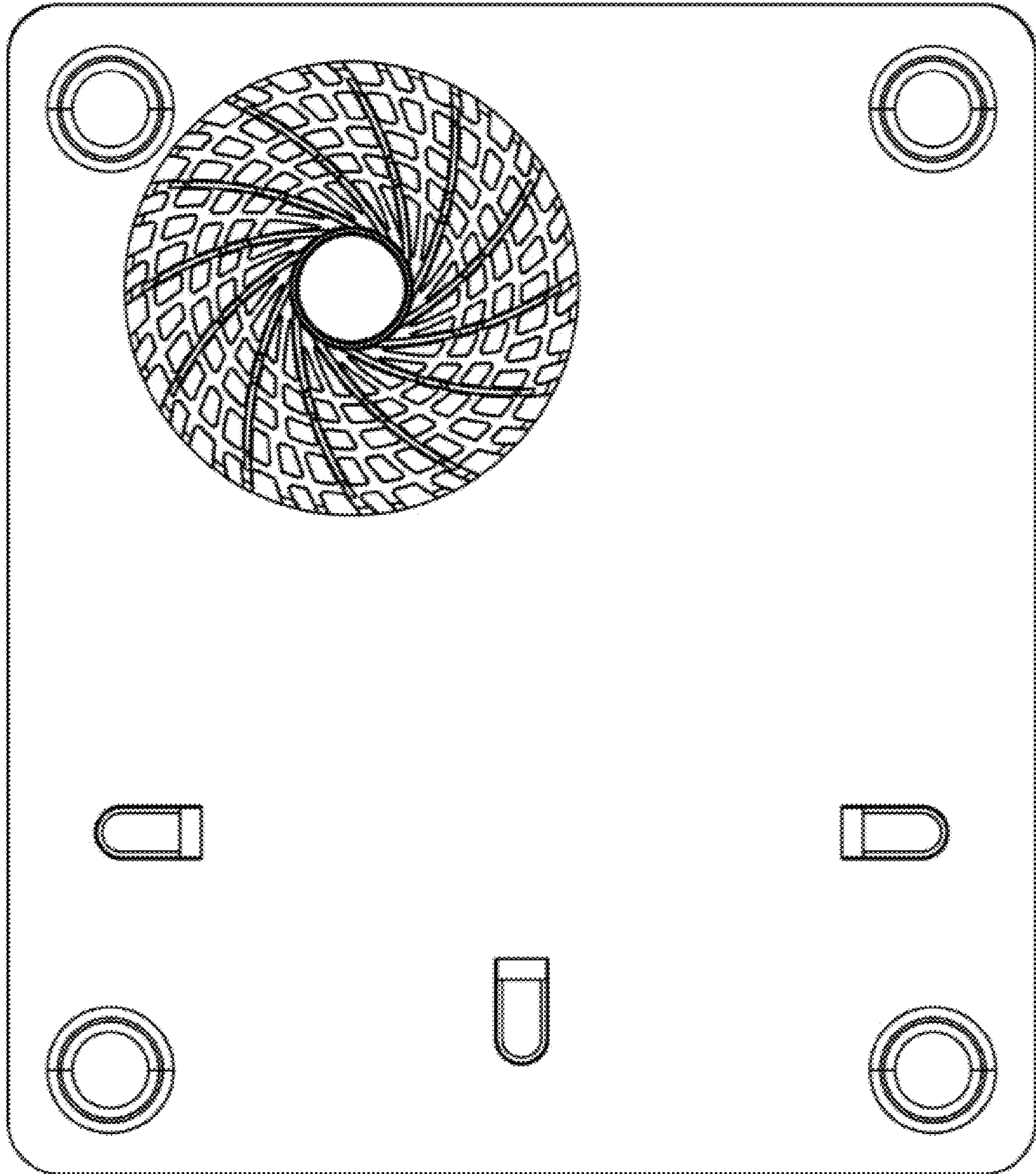


Figure 6

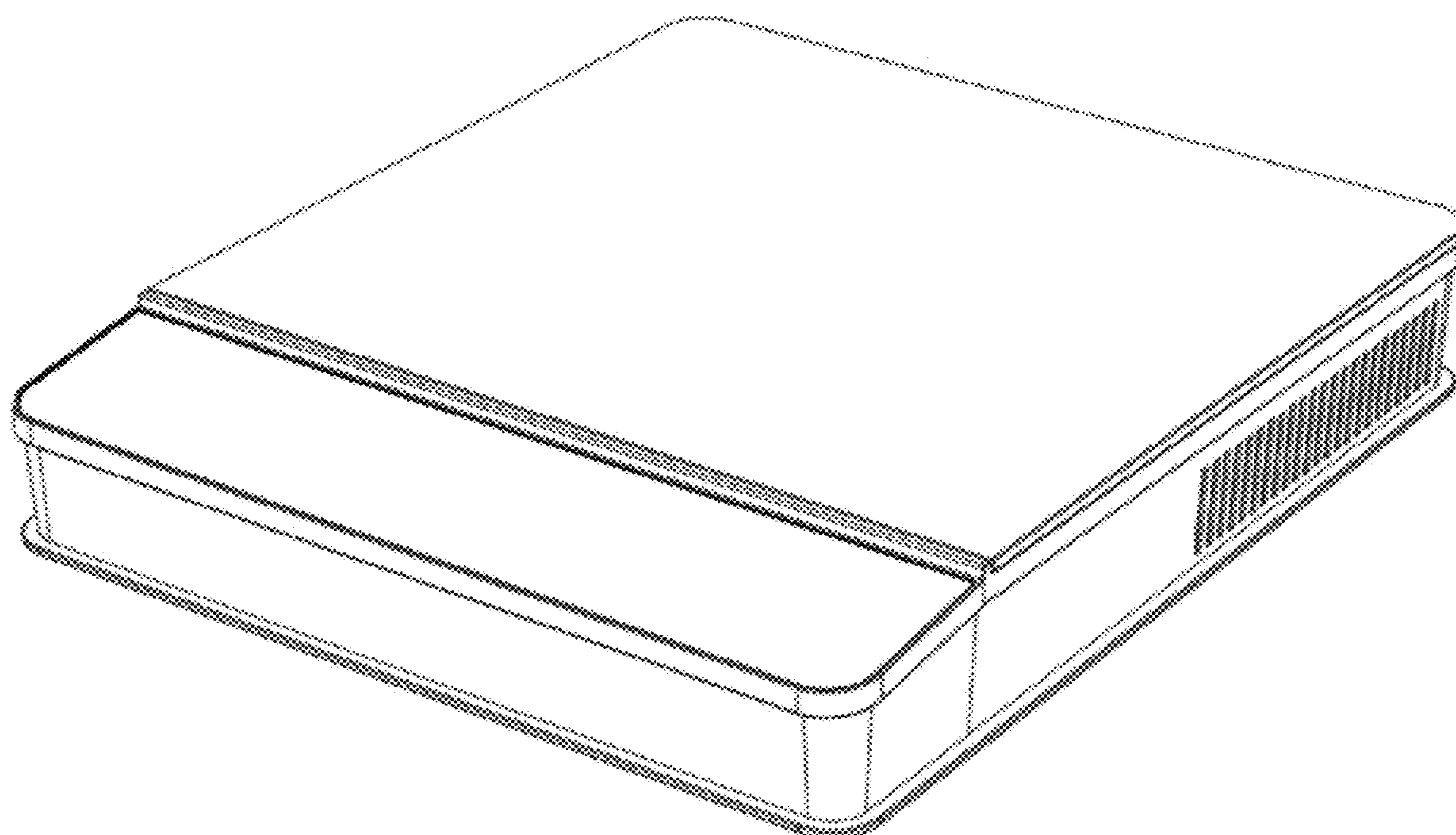


Figure 7