



US00D884406S

(12) **United States Design Patent** (10) **Patent No.:** **US D884,406 S**
Krawczyk et al. (45) **Date of Patent:** **** *May 19, 2020**

(54) **BEVERAGE SERVER**
(71) Applicant: **Service Ideas, Incorporated,**
Woodbury, MN (US)
(72) Inventors: **Joseph J. Krawczyk,** Hugo, MN (US);
Benjamin A. Van Voorhis, St. Paul,
MN (US); **Thomas A. Wendt,** Colfax,
WI (US)
(73) Assignee: **Service Ideas, Incorporated,**
Woodbury, MN (US)

D455,044 S * 4/2002 Nybakke D7/317
6,398,083 B2 6/2002 Nybakke
D471,767 S 3/2003 Ucar Cortes et al.
D555,416 S 11/2007 Bodum
D587,512 S * 3/2009 Dorney D7/316
D607,685 S 1/2010 Elissen
D607,686 S * 1/2010 Elissen D7/317
D621,648 S 8/2010 Lown et al.
D622,102 S 8/2010 Wahl
D630,463 S * 1/2011 Picozza D7/317
D640,084 S 6/2011 Sheppard et al.
D646,932 S 10/2011 Melms

(Continued)

(*) Notice: This patent is subject to a terminal disclaimer.

(**) Term: **15 Years**

(21) Appl. No.: **29/592,636**

(22) Filed: **Jan. 31, 2017**

(51) **LOC (12) Cl.** **07-01**

(52) **U.S. Cl.**
USPC **D7/312**

(58) **Field of Classification Search**
USPC D7/300, 303, 312, 316-318, 396.2, 500,
D7/509-511, 533, 538, 543, 598
CPC A47G 19/12; A47G 19/14; A47G 19/16;
A47G 19/22; A47J 31/06; B01D 29/0095;
B01D 29/0097

See application file for complete search history.

(56) **References Cited**

U.S. PATENT DOCUMENTS

4,921,146 A 5/1990 Salzmann
5,243,194 A 9/1993 Sano et al.
5,497,917 A 3/1996 Krimmel et al.
5,513,780 A 5/1996 Buono
5,653,362 A 8/1997 Patel
5,988,457 A 11/1999 Andrew et al.
D439,631 S 3/2001 Crescenzi et al.
6,234,364 B1 5/2001 Nybakke et al.
D446,419 S 8/2001 Ming-Shiue

OTHER PUBLICATIONS

Service Ideas, Inc., Aeroserve 2.0 Care and Handling Recommendations, published on Aug. 22, 2016 by Service Ideas, Inc., Woodbury, MN.

Primary Examiner — Derrick E Holland

Assistant Examiner — Andrew Kerr

(74) *Attorney, Agent, or Firm* — Robert C. Freed;
Dykema Gossett PLLC

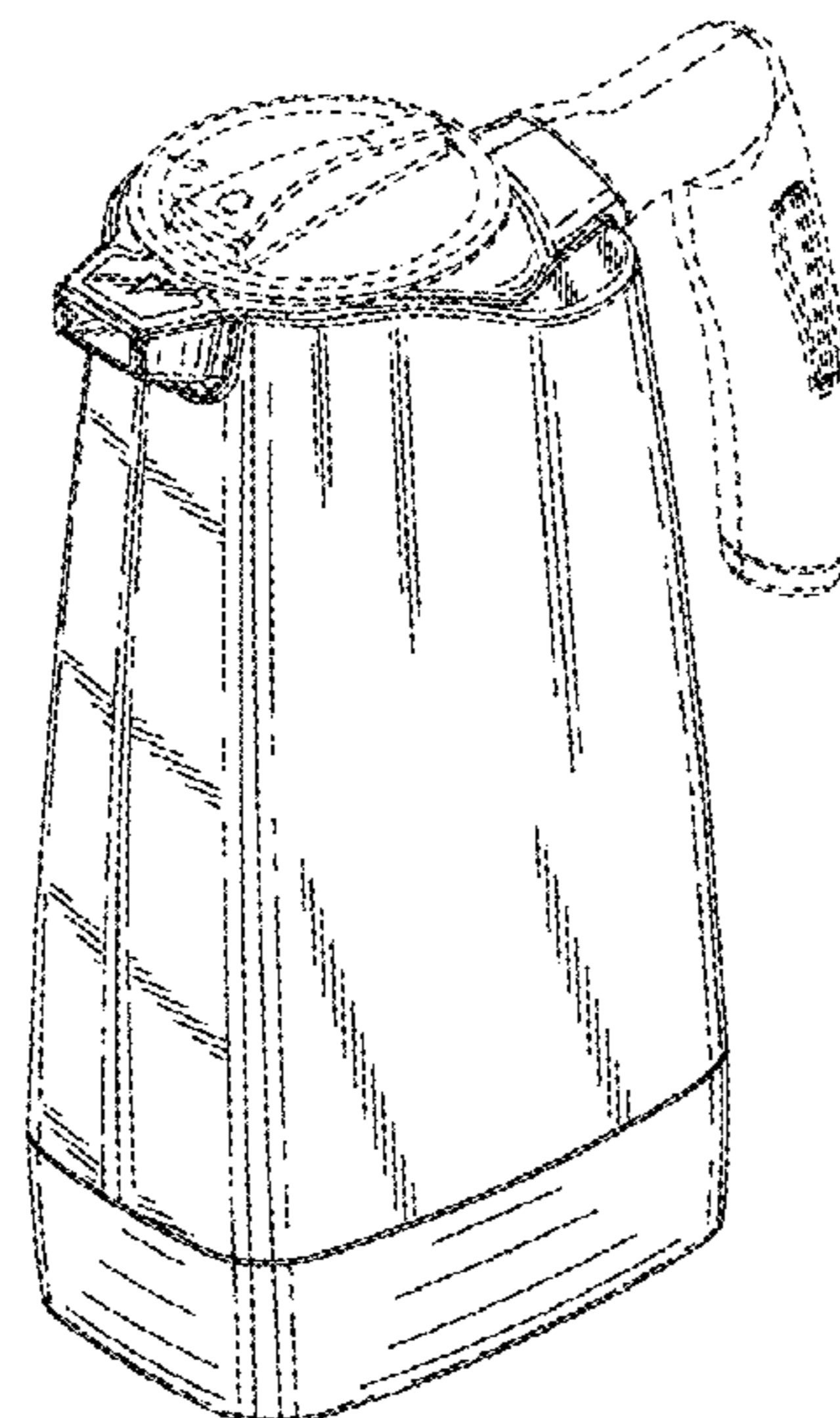
(57) **CLAIM**

The ornamental design for a beverage server, as shown and described.

DESCRIPTION

FIG. 1 is a perspective view of a beverage server showing our new design;
FIG. 2 is a right side elevational view thereof, which is a mirror image of the left side elevational view thereof;
FIG. 3 is a rear elevational view thereof;
FIG. 4 is a front elevational view thereof;
FIG. 5 is a top plan view thereof; and,
FIG. 6 is a bottom plan view thereof.
The broken lines showing portions of the beverage server are for the purpose of illustrating environmental structure only and form no part of the claimed design.

1 Claim, 4 Drawing Sheets



(56)

References Cited

U.S. PATENT DOCUMENTS

D651,446 S *	1/2012	Sheppard	D7/317
D661,939 S	6/2012	Kern et al.	
D688,094 S *	8/2013	Arnold	D7/393
9,016,518 B2	4/2015	Poul et al.	
D737,619 S *	9/2015	Cornu	D7/316
D747,130 S *	1/2016	Kunz	D7/317
D788,511 S *	6/2017	Powell	D7/318
D806,511 S	1/2018	Yuan	
D808,243 S	1/2018	Clements et al.	
2001/0036124 A1 *	11/2001	Rubenstein	A47G 19/2205 366/205
2016/0287002 A1 *	10/2016	Van Breugel	A47J 31/0615

* cited by examiner

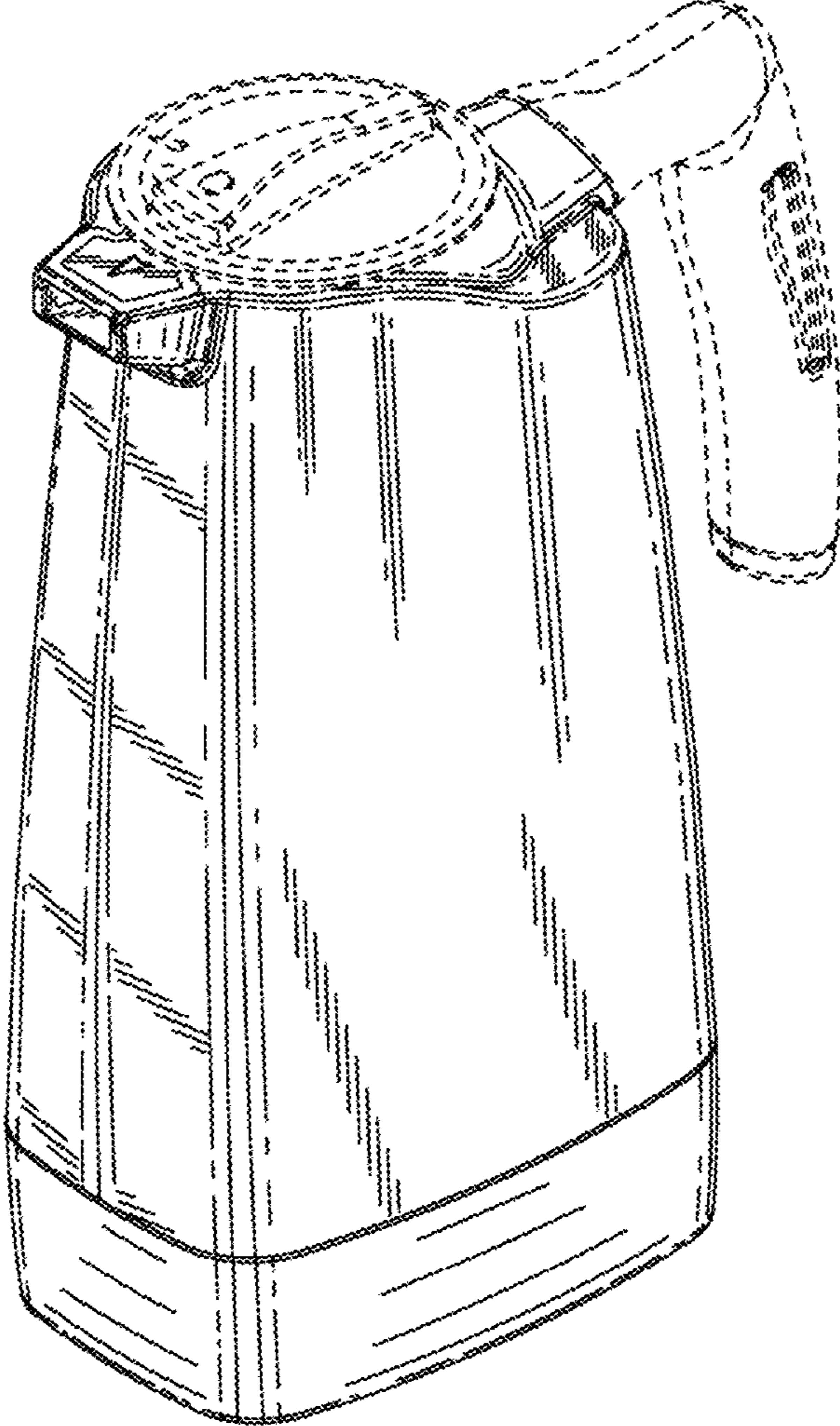


Fig. 1

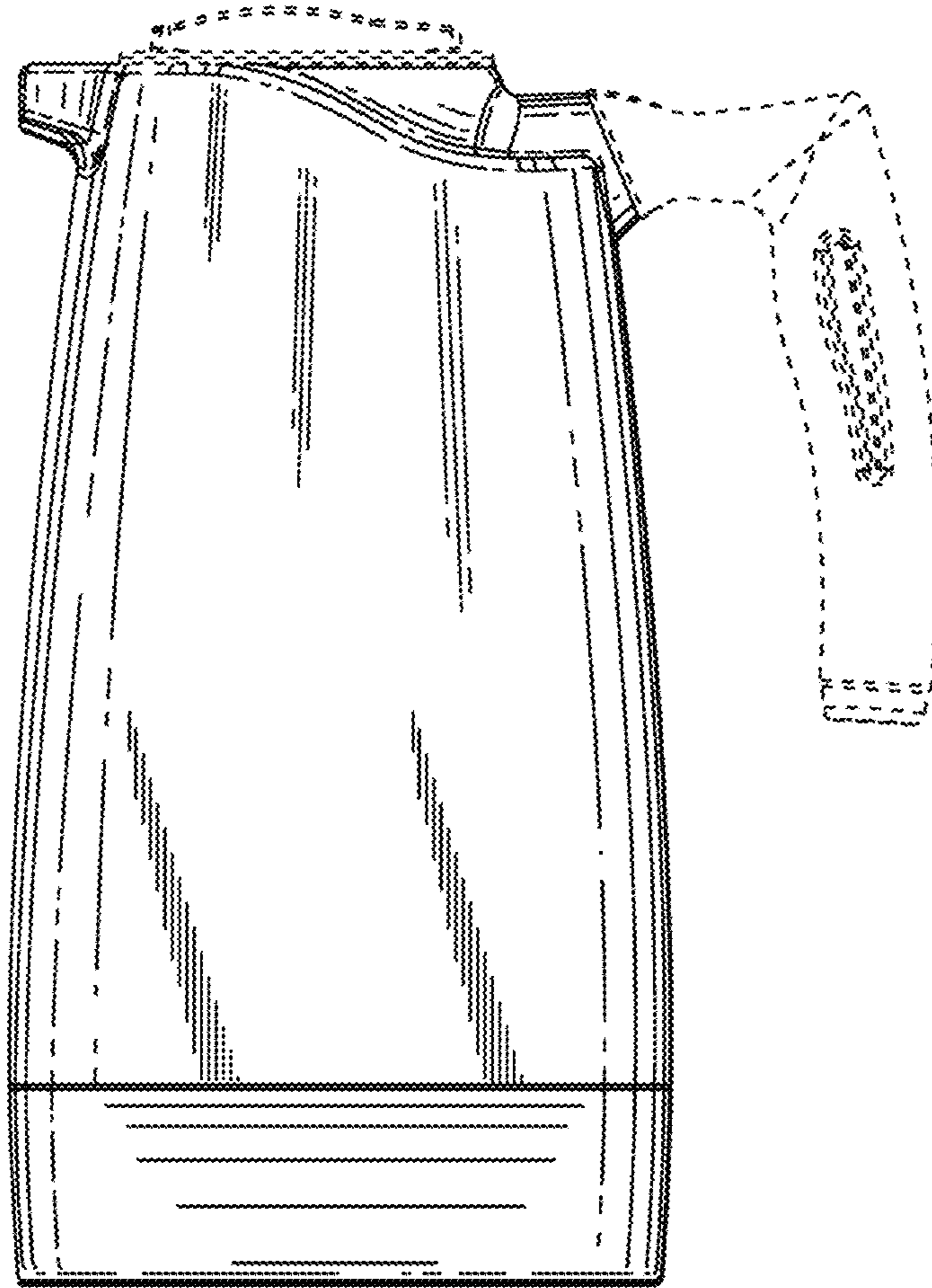


Fig. 2

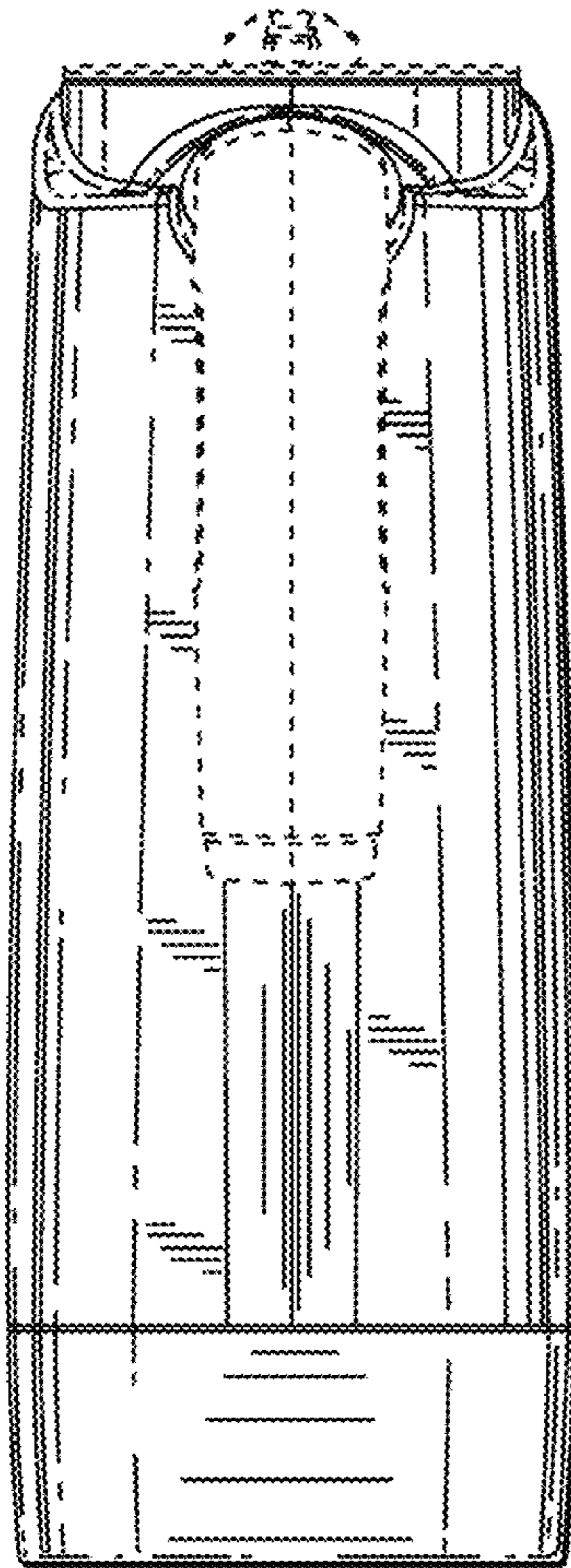


Fig. 3




Fig. 4

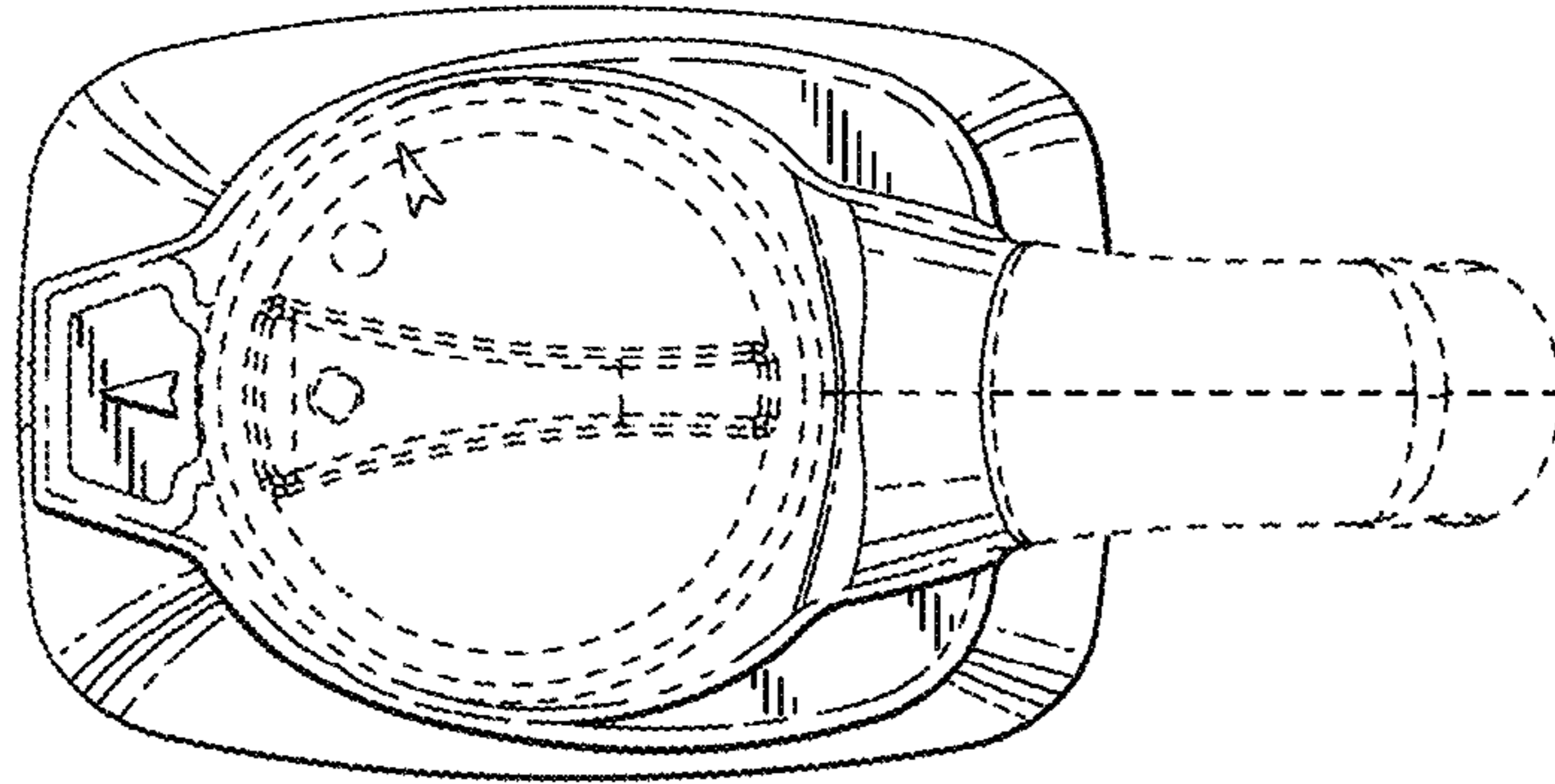


Fig. 5

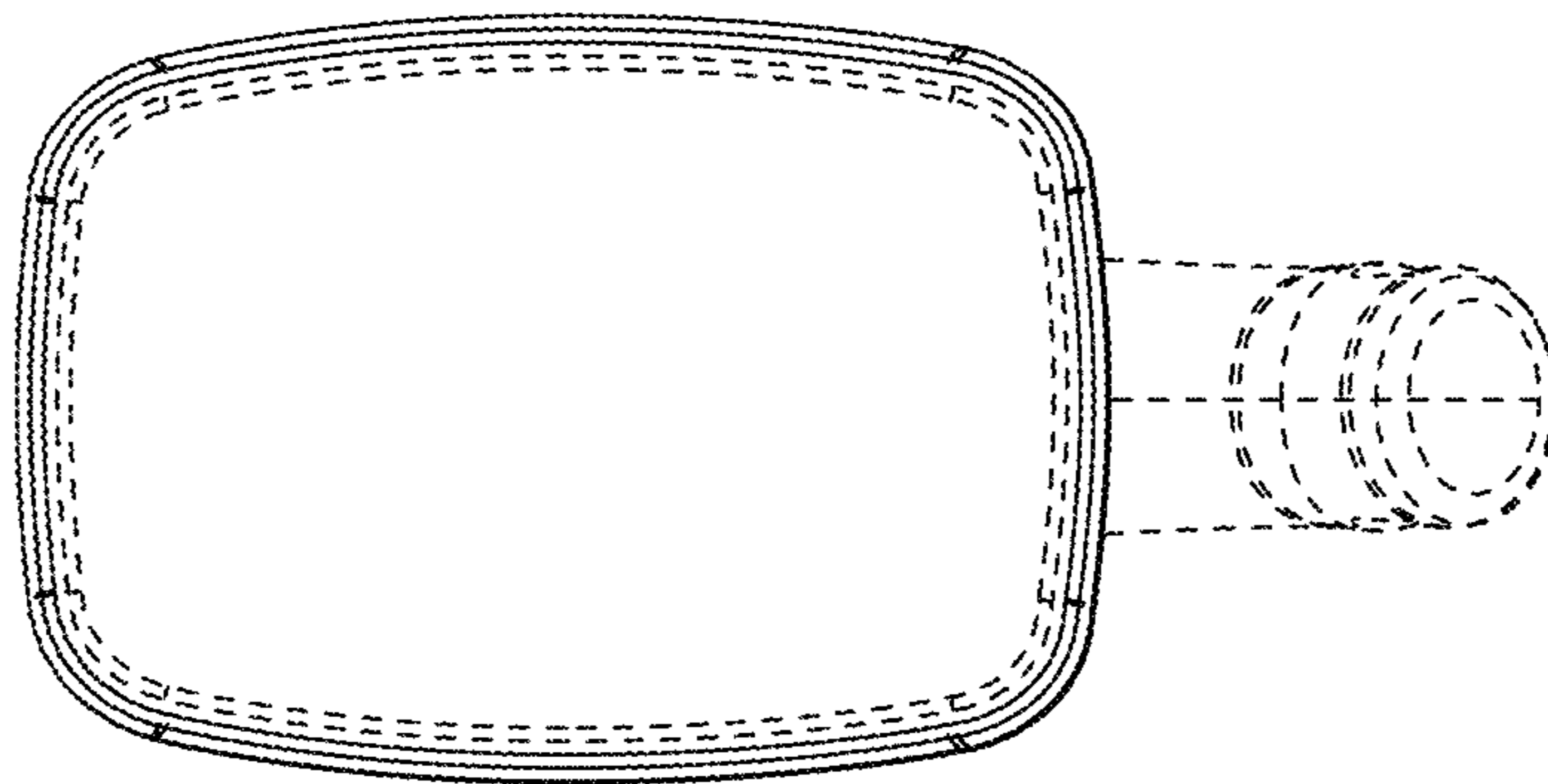


Fig. 6