



US00D884365S

(12) **United States Design Patent**
Guo

(10) **Patent No.:** **US D884,365 S**

(45) **Date of Patent:** **** May 19, 2020**

(54) **MIRROR FRAME**

(71) Applicant: **Qihu Guo**, Suzhou (CN)

(72) Inventor: **Qihu Guo**, Suzhou (CN)

(**) Term: **15 Years**

(21) Appl. No.: **29/714,313**

(22) Filed: **Nov. 22, 2019**

(51) **LOC (12) Cl.** **06-06**

(52) **U.S. Cl.**
USPC **D6/300**

(58) **Field of Classification Search**
USPC D6/300-314
CPC ... A47G 1/00; A47G 1/02; A47G 1/06; A47G
1/0616; A47G 1/14; A47G 1/141; A45D
42/00; A45D 42/08; A45D 42/14; A45D
42/16; A45D 42/10

See application file for complete search history.

(56) **References Cited**

U.S. PATENT DOCUMENTS

D186,114 S * 9/1959 Church D6/300
D239,998 S * 5/1976 Barber, Sr. D6/300

D248,711 S * 8/1978 Tougas D6/300
D458,035 S * 6/2002 O'Hare D6/300
D463,673 S * 10/2002 O'Hare D6/300
D518,299 S * 4/2006 Mohundro D6/300
D524,061 S 7/2006 Bruce
D542,543 S 5/2007 Bruce
D727,479 S * 4/2015 Mayer D23/286
D727,628 S * 4/2015 Lewis D6/300

* cited by examiner

Primary Examiner — Deanna L Pratt

(74) *Attorney, Agent, or Firm* — Erson IP (Nelson IP)

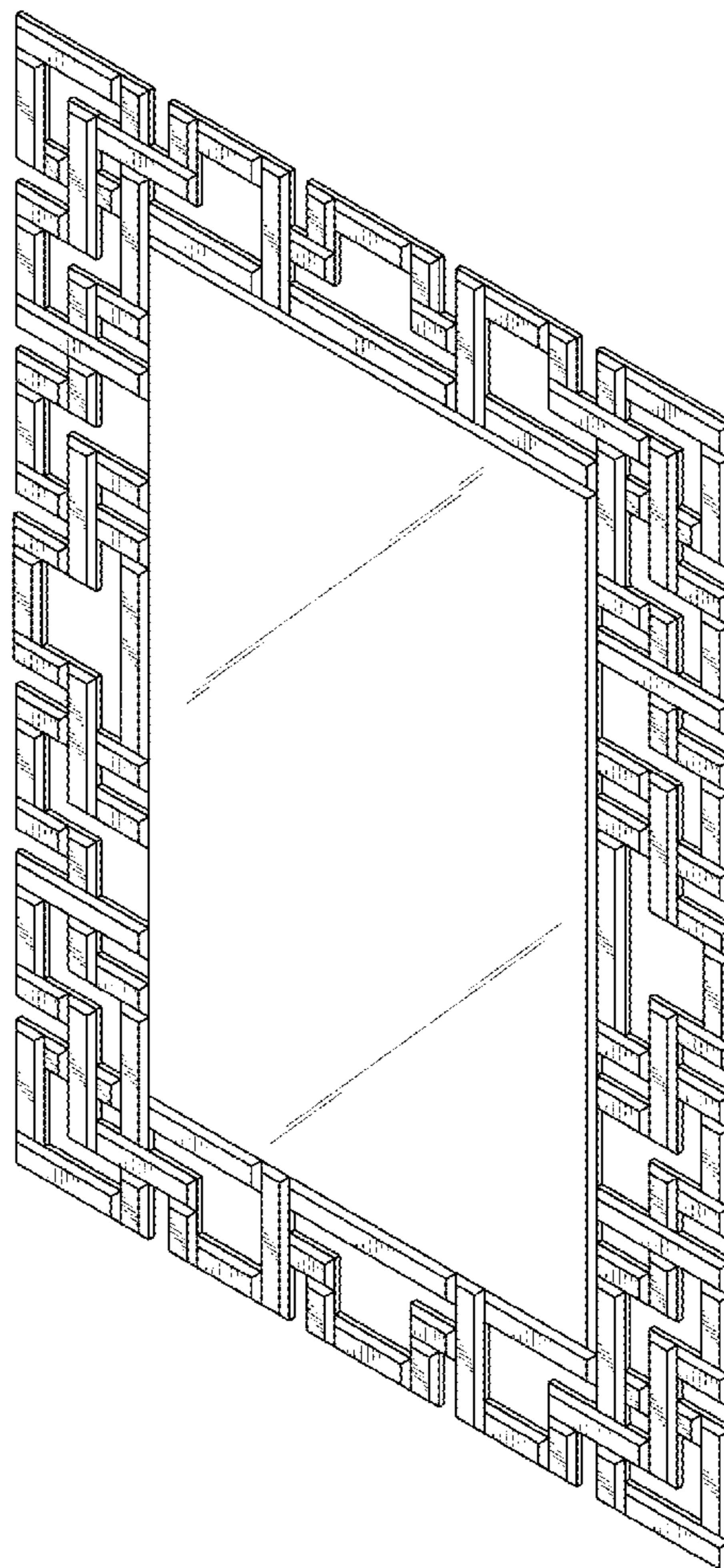
(57) **CLAIM**

The ornamental design for a mirror frame, as shown and described.

DESCRIPTION

FIG. 1 is a perspective view of a mirror frame showing my new design;
FIG. 2 is another perspective view thereof;
FIG. 3 is a front view thereof;
FIG. 4 is a rear view thereof;
FIG. 5 is a left side view thereof;
FIG. 6 is a right side view thereof;
FIG. 7 is a top plan view thereof; and,
FIG. 8 is a bottom plan, view thereof.

1 Claim, 8 Drawing Sheets



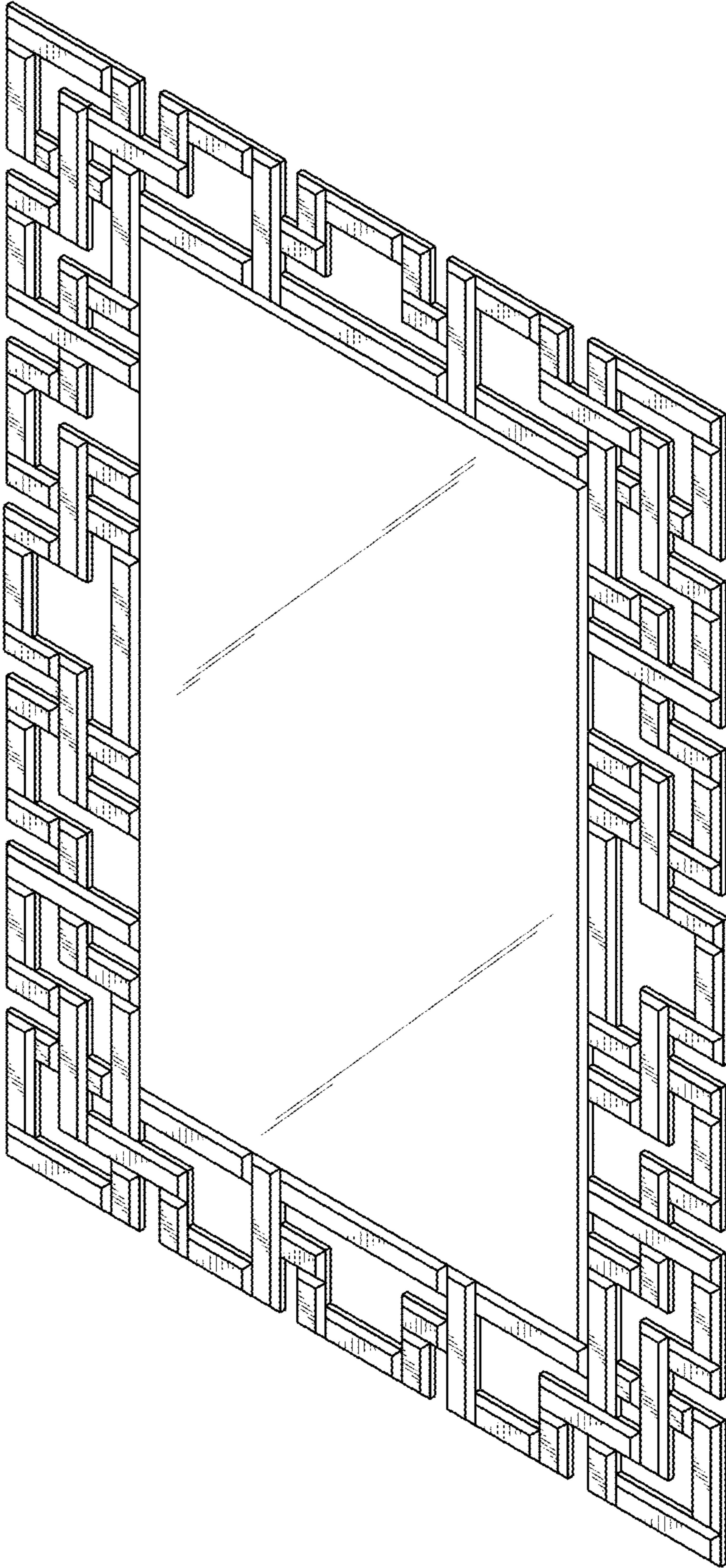


FIG. 1




Fig. 2

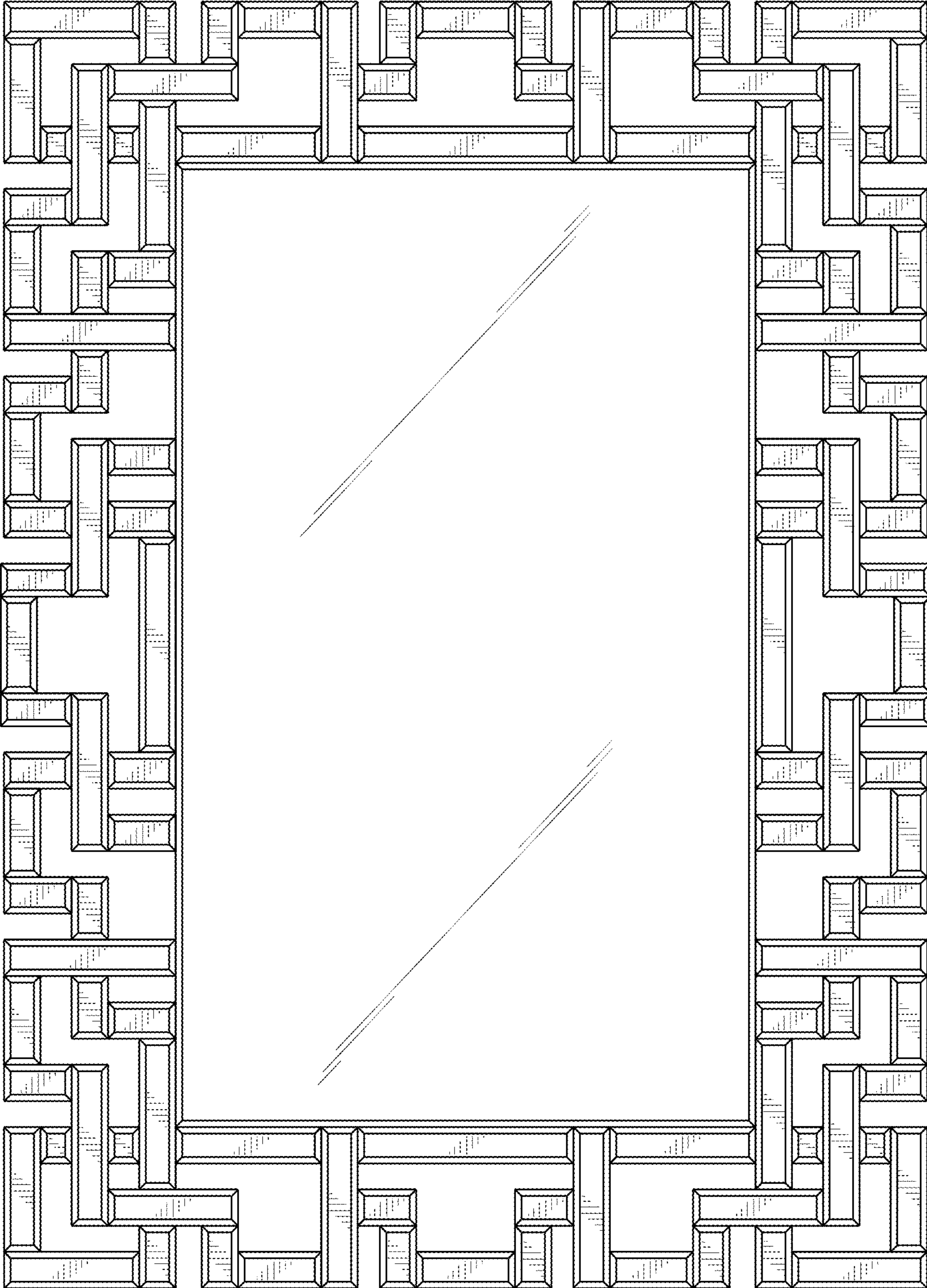


FIG. 3




FIG. 4




FIG. 5



FIG. 6




FIG. 7




FIG. 8