



US00D884340S

(12) **United States Design Patent** (10) **Patent No.:** **US D884,340 S**
Snover (45) **Date of Patent:** **** May 19, 2020**

(54) **LIGHT UP WALLET**
(71) Applicant: **Eric L. Snover**, Omaha, NE (US)
(72) Inventor: **Eric L. Snover**, Omaha, NE (US)
(**) Term: **15 Years**
(21) Appl. No.: **29/624,538**
(22) Filed: **Nov. 1, 2017**
(51) **LOC (12) Cl.** **03-01**
(52) **U.S. Cl.**
USPC **D3/249; D26/51**
(58) **Field of Classification Search**
USPC D26/37-51; D12/417, 191; D3/232,
D3/233, 247, 249, 251, 252
CPC F21L 2003/00; F21L 4/00; F21L 4/005;
F21L 4/02; F21L 4/025; F21L 4/027;
F21L 4/04; F21L 4/08; F21L 2005/00;
F21L 7/00; F21L 11/00; F21L 13/00;
F21L 13/04; F21L 13/08; F21L 14/02;
F21L 17/00; F21L 19/00; F21L 25/00;
A45C 1/024; A45C 3/06; A45C 13/02;
A45C 7/0054
See application file for complete search history.

(56) **References Cited**
U.S. PATENT DOCUMENTS
D74,480 S * 2/1928 Cohen D27/189
D155,488 S 10/1949 Crockett
D172,381 S * 6/1954 Chase D3/249
2,736,793 A 2/1956 Raymond
D182,059 S * 2/1958 Chase D3/233
D182,060 S * 2/1958 Chase D3/249
D182,378 S 3/1958 Ottemberg
D189,333 S 11/1960 Hayben
D239,111 S 3/1976 Caprile et al.
D274,065 S 5/1984 Goutchat
4,912,611 A 3/1990 Lyle
D312,351 S * 11/1990 Bishop D3/251
D314,865 S 2/1991 Tuisku

D322,715 S * 12/1991 Bishop D3/251
D324,771 S * 3/1992 Dixsaut D3/243
D332,866 S * 2/1993 Kopel D3/230
D340,355 S 10/1993 Little
5,268,827 A 12/1993 Granneman et al.
D343,951 S 2/1994 Petty et al.
D358,253 S * 5/1995 Wong D3/247
D387,453 S * 12/1997 Protzek D26/39
D393,366 S 4/1998 Kopel
D404,532 S * 1/1999 Castagna D26/37
D421,811 S * 3/2000 Prepas D26/37
D422,406 S * 4/2000 Dweck D3/247
D425,699 S 5/2000 Lau
D446,930 S * 8/2001 Bodony D3/233
D456,604 S * 5/2002 Plummer D3/233
6,582,093 B1 6/2003 Branaugh et al.
6,817,532 B2 11/2004 Finkelstein

(Continued)

Primary Examiner — Jeffrey D Asch
Assistant Examiner — Carissa C Fitts
(74) *Attorney, Agent, or Firm* — Suzanne Kikel

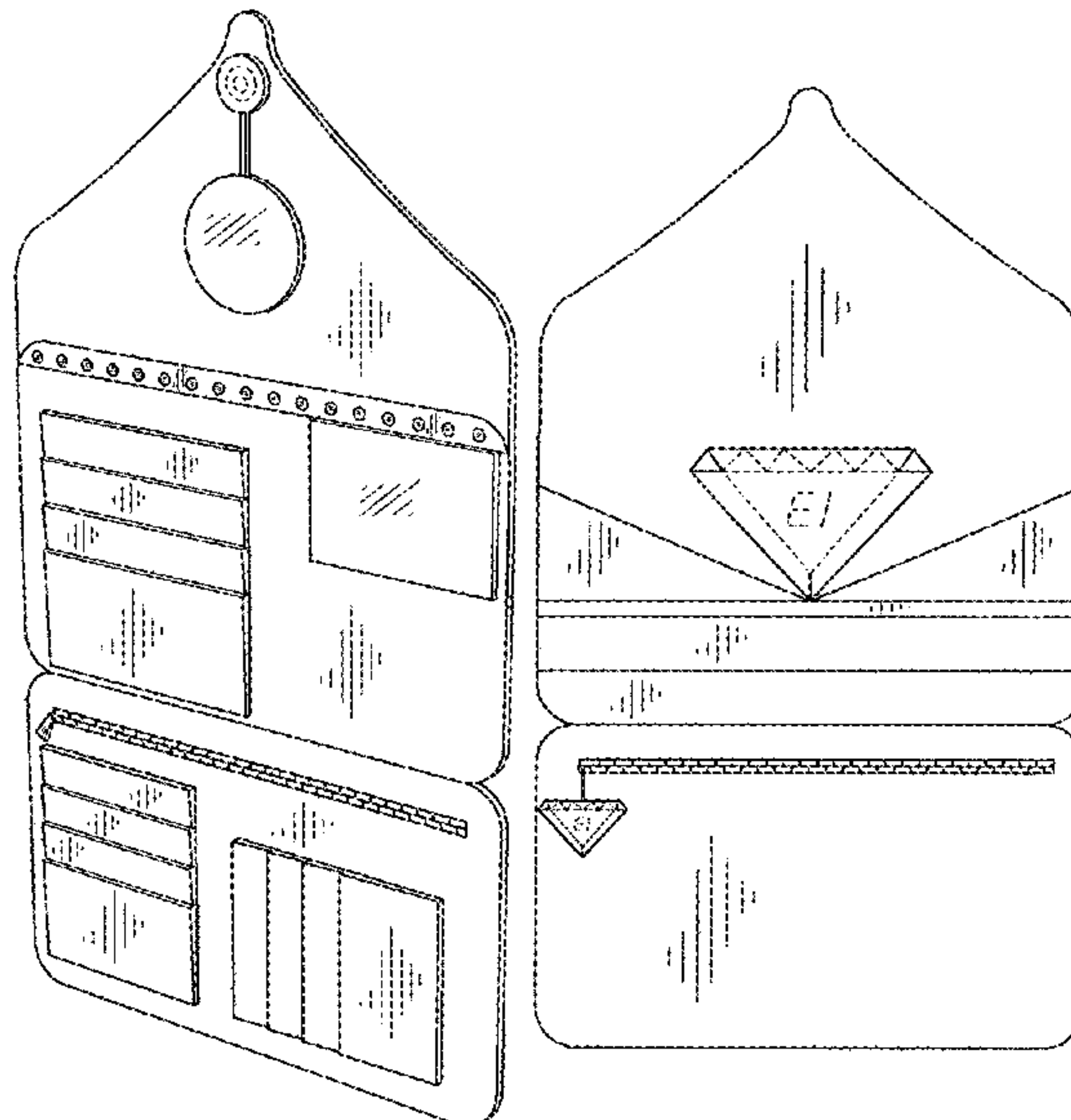
(57) **CLAIM**

The ornamental design for a light up wallet, as shown and described.

DESCRIPTION

FIG. 1 is a perspective view of the inside of a light up wallet in a fully open position, showing my new design; FIG. 2 is a perspective view of the inside of the light up wallet with the flap in a downward position; FIG. 3 is a rear elevational view of the light up wallet of FIG. 1; FIG. 4 is a front elevational view thereof; FIG. 5 is a bottom plan view thereof; FIG. 6 is a top plan view thereof; FIG. 7 is a right side elevational side view thereof; and, FIG. 8 is a left side elevational view thereof. The broken lines shown in the drawings illustrate portions of the article that form no part of the claimed design.

1 Claim, 6 Drawing Sheets



(56)

References Cited

U.S. PATENT DOCUMENTS

D524,538 S *	7/2006	Gonzalez	D3/247
D527,897 S *	9/2006	Gonzalez	D3/247
D575,506 S	8/2008	Huang	
D595,108 S *	6/2009	Gonzalez	D8/318
D612,610 S *	3/2010	Gonzalez	D3/318
D658,874 S *	5/2012	Jobert	D3/247
D660,592 S *	5/2012	Mecchella	D3/299
D663,951 S	7/2012	Flores	
D794,328 S	8/2017	King	
2006/0146521 A1	7/2006	Despeines	
2012/0212940 A1	8/2012	Leuty	

* cited by examiner

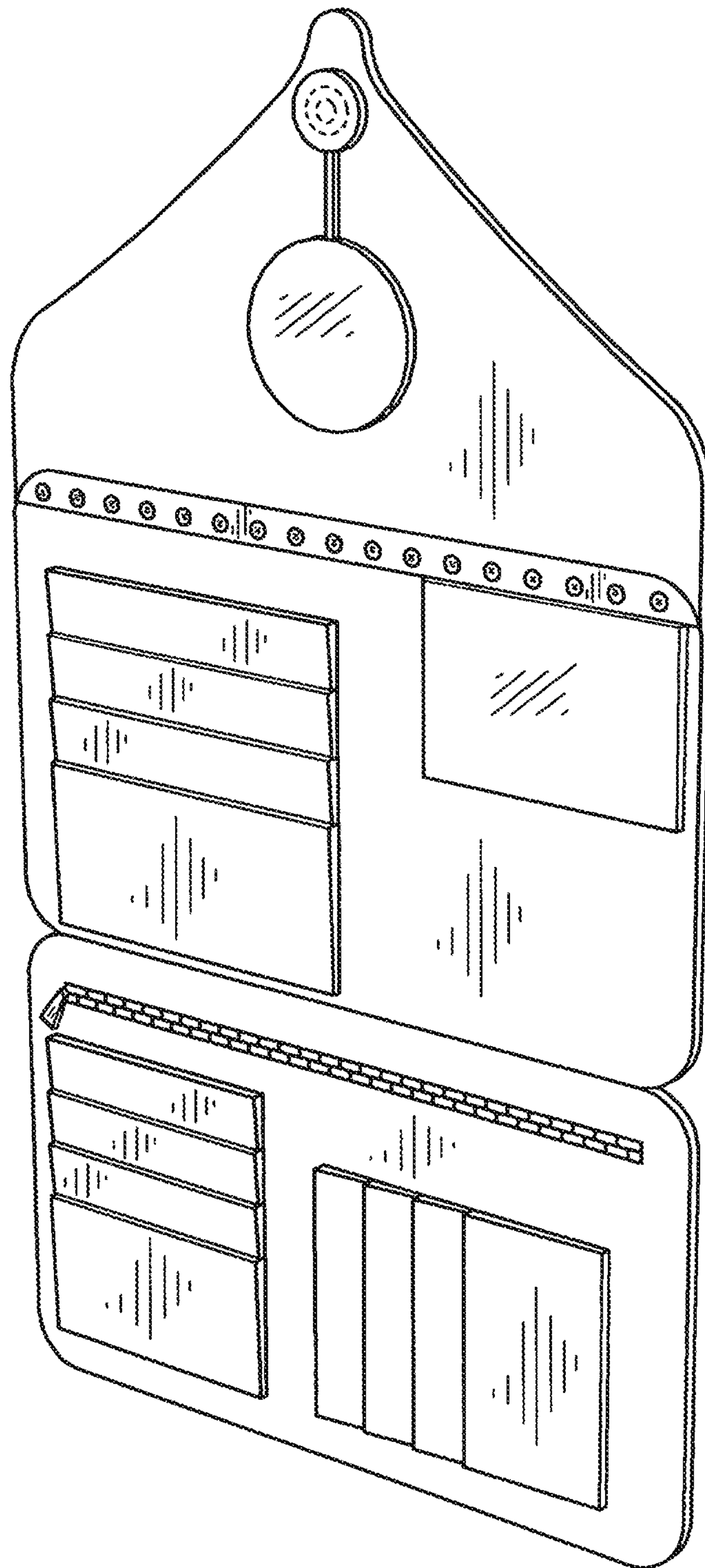


FIG. 1

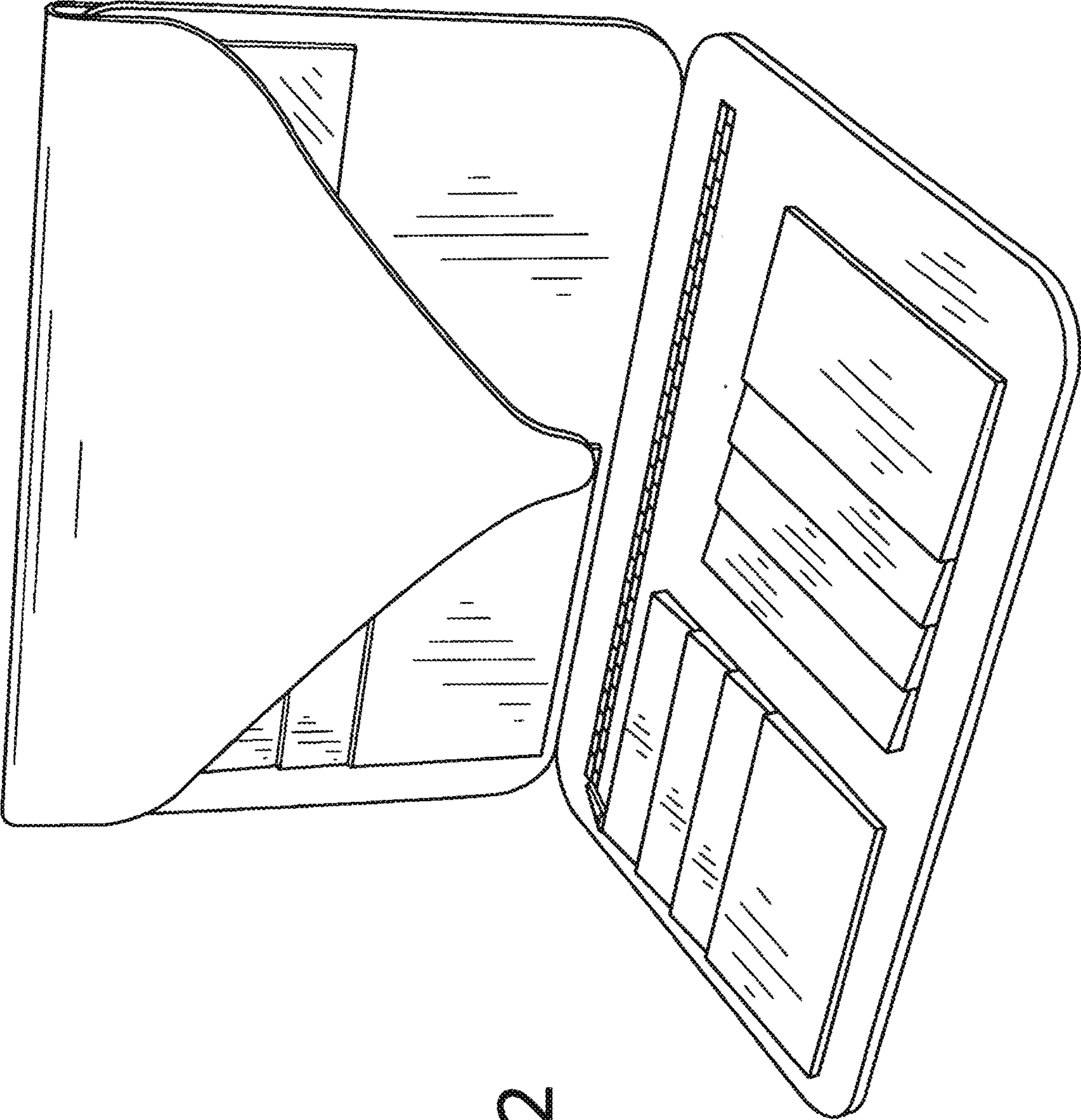


FIG. 2

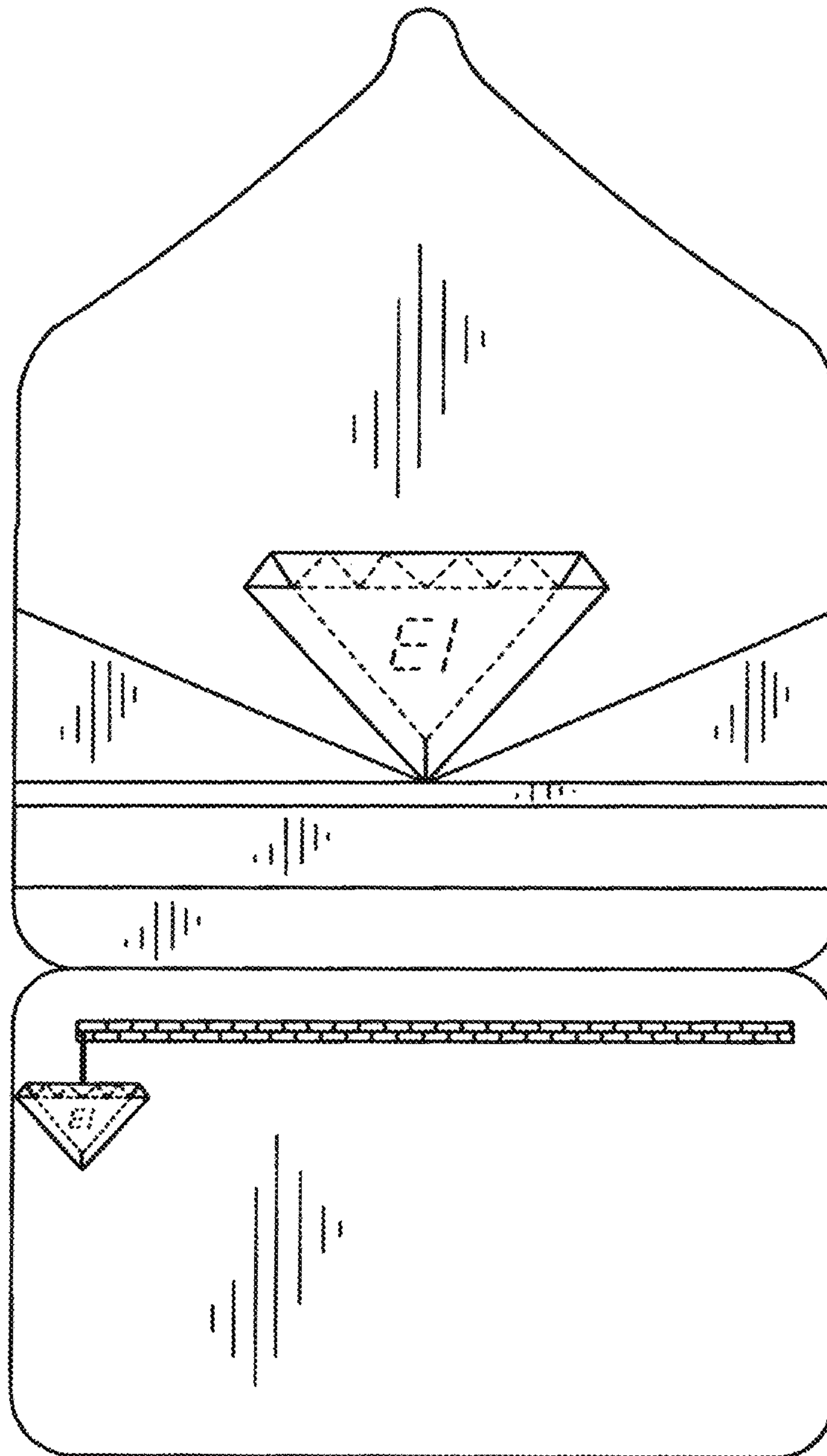


FIG. 3

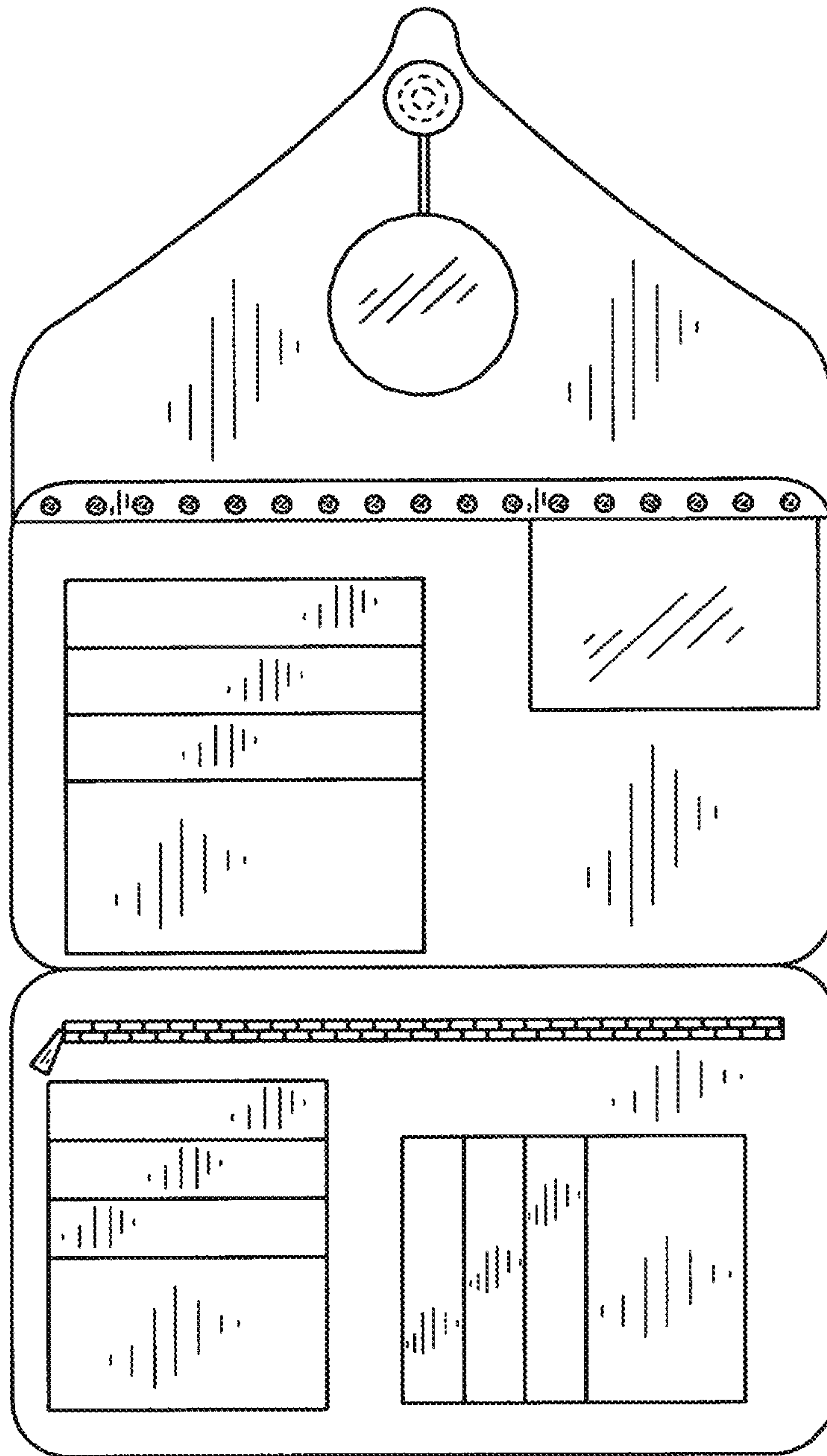


FIG. 4




FIG. 5




FIG. 6



FIG. 7



FIG. 8